





SEATTLE SEAHAWKS

1999
MEDIA GUIDE





1999 SEATTLE SEAHAWKS SCHEDULE

Preseason Schedule

<u>DAY</u>	<u>DATE</u>	<u>GAME</u>	<u>TIME (PT)</u>	<u>TV</u>
Saturday	Aug. 14	Buffalo Bills	6:00 p.m.	
Thursday	Aug. 19	at San Francisco 49ers	5:00 p.m.	ESPN (national)
Saturday	Aug. 28	Arizona Cardinals	7:00 p.m.	
Thursday	Sep. 2	at Indianapolis Colts	5:00 p.m.	

Regular Season Schedule

<u>DAY</u>	<u>DATE</u>	<u>GAME</u>	<u>TIME (PT)</u>	<u>TV</u>
Sunday	Sep. 12	Detroit Lions	1:15 p.m.	FOX
Sunday	Sep. 19	at Chicago Bears	10:00 a.m.	CBS
Sunday	Sep. 26	at Pittsburgh Steelers	10:00 a.m.	CBS
Sunday	Oct. 3	Oakland Raiders	5:20 p.m.	ESPN (national)
Sunday	Oct. 10	BYE		
Sunday	Oct. 17	at San Diego Chargers	1:05 p.m.	CBS
Sunday	Oct. 24	Buffalo Bills	1:15 p.m.	CBS
Monday	Nov. 1	at Green Bay Packers	6:00 p.m.	ABC (national)
Sunday	Nov. 7	Cincinnati Bengals	1:15 p.m.	CBS
Sunday	Nov. 14	Denver Broncos	5:20 p.m.	ESPN (national)
Sunday	Nov. 21	at Kansas City Chiefs	10:00 a.m.	CBS
Sunday	Nov. 28	Tampa Bay Buccaneers	1:05 p.m.	FOX
Sunday	Dec. 5	at Oakland Raiders	1:15 p.m.	CBS
Sunday	Dec. 12	San Diego Chargers	1:05 p.m.	CBS
Sunday	Dec. 19	at Denver Broncos	1:15 p.m.	CBS (national)
Sunday	Dec. 26	Kansas City Chiefs	1:05 p.m.	CBS
Sunday	Jan. 2	at New York Jets	10:00 a.m.	CBS

INDEX

Action Sports Media	335
Allen, Paul G.	4
Biographies, 1999 Draft Choices	116-119
Biographies, Assistant Coaches	22-33
Biographies, Veteran Players	37-114
Biography, Pro Football Hall of Fame Inductee	280
Brown, Nathaniel T. "Buster" Brown	7
Career Top Ten	253-258
Community Outreach	328-331
Draft Summaries, All-Time	120-126
EndZone Store	334
First & Goal	337
Flood, Mike	7
Franchise History	243-252
Game Summaries, 1998	142-157
Holmgren, Mike	20-21
Honors, 1998	175
Honors, All-Time	276-279
How Built	36
Hutt, Harry	6
Key Dates	339-341
Kolde, Bert	5
Largent Award	276
Leaders, Yearly	259-264
Leigh, Richard	7
McLean, Duane	8
Medical Glossary	349-354
Mueller, Randy	8
Opponents, 1999	348
Opponent Performances	270-272
Overtime Games	230-231
Patrick, Scott	8
Patton, Jody	4
Playoff Summaries	232-338
Preseason Results	239-242
Preseason TV	338
Prime Time Record	275
Pro Bowl	278
Radio Network	338
Records, Attendance	273
Records, Defensive	304-308
Records, Head Coaches	21
Records, Individual	282-294
Records, Opponent Individual	309-312
Records, Postseason	313-326
Records, Team	295-303
Reinfeldt, Mike	6
Review, All-Time	178-223
Ring of Honor	276
Roster, Coaches, All-Time	131-132
Roster, Players, All-Time	132-140
Roster, Alphabetical	34
Roster, Numerical	35
Schedule, 1999 NFL	342-347
Seahawks Academy	332
Seahawks Headquarters	130
Series Breakdowns	224-228
Standings, 1998 NFL Regular Season	176
Statistics, 1998 Seahawks	158-174
Ticket Information	342
Top Performances	265-269
Trades, All-Time	127-130
Training Camp	242
Versus NFL	229
Web Site	334
Whitsitt, Bob	5
Wright, Gary	9

All photos by Corky Trewin, Kathleen King (Paul Allen and Jody Patton), Richard Brown Photography (Bert Kolde) and Brett Patterson & Evan Wilcox (Harry Hutt and Bob Whitsitt).

ADMINISTRATION

Chairman	Paul G. Allen
Vice Chair	Bert Kolde
President	Bob Whitsitt
Sr. Vice President	Mike Reinfeldt
Sr. Vice President/Marketing Operations	Harry Hutt
Vice President/Chief Financial Officer	Nathaniel T. "Buster" Brown
Vice President/Community Outreach/Facilities	Mike Flood
Vice President/General Counsel	Richard Leigh
Vice President/ Ticket Sales and Service	Duane McLean
Vice President/Football Operations	Randy Mueller
Vice President/Corporate Sales	Scott Patrick
Vice President/Communications	Gary Wright
Director of Human Resources	Cindy Kelley
Human Resources Coordinator	Sarita Carter
Director of Special Projects/Entertainment and Travel	James Nagaoka
Director of Broadcasting	Mike Wacker
Broadcasting/Gameday Operations Manager	Rick Crawford
Executive Assistants	Charlotte Kores, Flora Seaborg
Facilities Manager	John Behrens
Fields/Projects Coordinator	Brent Hanson
Fields/Maintenance Coordinator	Duc Dinh
Travel Coordinator	Sue Hart
Director of Security	Hal Kulgren
Security Assistant	James Yoshida
Receptionist	Natalie Thomas
Mail Room Clerk/Receptionist	Staci Dimassis
Team Chef	George Sybrant

BUSINESS

Controller	Karen Beckman
Accountant	Ping Chen
Staff Accountant	William Saguilla
Accounts Payable	Amber Adcock
Accounting Administrator	Danielle Patterson

INFORMATION SYSTEMS

Director of Information Systems	Michael Johnson
Information Systems Manager	Sterling Monroe
Client/Server Information Systems Administrator	Steve Steensma
Network Administrator	Allen Olson
Database Administrator	Robert Ullman

PUBLIC RELATIONS

Director of Public Relations	Dave Pearson
Assistant Director of Public Relations	Steve Wright
Director of Publications	Vernon Cheek
Public Relations Assistant	Lane Gammel
Administrative Assistant/Public Relations	Julie Barber
Team Photographer	Corky Trewin

COMMUNITY OUTREACH

Director of Community Outreach	Sandy Gregory
Assistant Director of Community Outreach	Paul Johns
Director of Player Programs/Alumni	Nesby Glasgow
Administrative Assistant/Community Outreach	Lauri Perry
Director of Sea Gals	Sherri Thompson
Team Mascot	Dave Stogdill

MARKETING

Director of Corporate Sales	Doug Smith
Director of Sponsor Sales/Stadium	Kevin Williams
Corporate Sales Managers	Mace Aluia, Evan Harding, Susan Short
Operations/Marketing Coordinator	John Webb
Corporate Sales Coordinator	Gina Martinez
Database Marketing Manager	Emily Forster
Executive Assistant-Stadium	Patience Jones
Executive Assistant-Marketing	Patti Sipes

TICKETS

Director of Ticket Sales	Ron Jenkins
Director of Suite Sales	Susan Goodwin
Tickets/Suite Sales Coordinator	Lisa Balmes
Director of Ticket Operations/Customer Service	Chuck Arnold
Ticket Publications/Operations Coordinator	Kaarta Maron
Ticket Operations Coordinators	Rachel Santoy, Erin Wilshusen
Ticket Sales Staff	Bob Bennett, Nathan Betts, Walter Blenman, Chris Lawrence, John Loy, Mike McCulloch, Richard McDonald, Todd Prieb, John Roche, Molly Sandvick, Casey Shaw, Steve Sloboda, Barry Wolf

RETAIL STORE

Merchandise Sales Manager	Lisa Gallegos
Retail Store Co-Manager	Susan Havens
Retail Store Co-Manager	Sue Harris

COACHING STAFF

Executive VP/General Manager & Head Coach	Mike Holmgren
Assistant Head Coach/Offensive Line	Tom Lovat
Offensive Coordinator/Tight Ends	Mike Sherman
Defensive Coordinator	Fritz Shurmur
Special Teams Coordinator	Pete Rodriguez
Defensive Line	Larry Brooks
Offensive Quality Control	Jerry Colquitt
Wide Receivers	Nolan Cromwell
Defensive Backs	Ken Flajole
Strength & Conditioning	Ken Johnston
Linebackers	Jim Lind
Defensive Quality Control	Clayton Lopez
Running Backs	Stump Mitchell
Defensive Assistant	Dick Roach
Quarterbacks	Mike Sheppard
Assistant Strength & Conditioning	Rod Springer

SCOUTING

Director of Player Personnel	John Dorsey
Director of College Scouting	Don Deisch
Director of Pro Personnel	Will Lewis
Assistant Directors of Pro Personnel	Mike Baugh, Tag Ribary
Area Scouts	Bill Baker, Mike Faulkner
.....	Derrick Jensen, Pat Mondock, John Peterson, Rick Thompson
Administrative Assistant/Scouting	Linda Ebi
College Scouting Administrator	Kirk Parrish
Scouting Assistants	Eddie Antuna, Mike Peterson, Joe Whitesel

FOOTBALL SUPPORT STAFF

Head Athletic Trainer	Paul Federici
Associate Athletic Trainer	Sam Ramsden
Assistant Athletic Trainers	James Oglesby, Ken Smith
Director of Video	Thom Fermstad
Assistant Director of Video	Todd Walkenhorst
Equipment Manager	Erik Kennedy
Assistant Equipment Manager	Brad Melland
Equipment Assistants	Keith Graham, Mark McDaniel
Administrative Assistant/Football Operations	Bill Nayes
Assistant to the General Manager	Gary Reynolds
Executive Assistant-Head Coach	Jeanne Denkmann
Administrative Assistant/Coaching	Jane Lin
Head Team Physician	Dr. Kevin Auld
Team Physicians	Dr. Stan Herring, Dr. Ed Khalfayan, Dr. Brad Shoup

PAUL G. ALLEN

**Chairman,
Seattle Seahawks, Football Northwest and
First & Goal Inc.**



Paul G. Allen owns and invests in a suite of companies exploring the potential of digital communications. Allen's business strategy includes encouraging communication and synergy between his companies for mutual benefit. His primary companies include Asymetrix Learning Systems, Inc., Vulcan Ventures Inc., and Vulcan Northwest Inc., all of Bellevue, Washington, Interval Research Corp. of Palo Alto, California, and Charter Communications of St. Louis. Allen is owner of KXL AM and FM Radio of Portland, Oregon, the Portland Trail Blazers basketball team and the Seattle Seahawks NFL franchise, a partner in the entertainment studio DreamWorks SKG, and holds investments in more than 50 new media companies. Allen co-founded Microsoft Corporation with Bill Gates in 1975 and served as the company's executive vice president of research and new product development, the company's senior technology post, until 1983. Allen gives back to the community through the six Allen Charitable Foundations, which support arts, medical, forest protection

and other charitable needs in the Pacific Northwest. He is the founder of Experience Music Project in Seattle and Clear Blue Sky Productions in Bellevue.

JODY PATTON

Vice Chair, First & Goal Inc.



As Vice Chairman of First & Goal Inc., Jody Patton plays the lead role in the development and construction of the Seattle Seahawks' new home and the adjoining exhibition center. Since 1990, Patton has supervised major construction projects as vice chairman and owner's representative for the Oregon Arena Corp., and the Allen Estate. Patton was instrumental in building Portland's Rose Garden and its surrounding complex, the Rose Quarter. In her role as Executive Director of Experience Music Project, Patton oversees all programming and construction of the interactive music museum, scheduled to open in Seattle in 1999. Patton has considerable experience in both the profit and nonprofit sectors, serving as director of the Paul G. Allen Charitable Foundations and previous work in development for the Pacific Northwest Ballet. Patton is also vice-chairman of Vulcan Northwest, Inc., Paul Allen's management company.

Active in the Puget Sound area arts and education communities, she serves on the board of directors of the University of Washington Foundation, the International Glass Museum, the Oregon Shakespeare Festival, the Theatre Communications Group Board, the Meany Hall Advisory Board, the Theatre Communications Board and the Lakeside School Building and Grounds Committee. Patton holds a bachelor of arts degree from Whitman College.

BERT KOLDE

Vice Chair, Seattle Seahawks, Football Northwest and First & Goal Inc.



Bert Kolde represents Paul Allen on a variety of business interests. Kolde serves as Vice Chairman of the Portland Trail Blazers, Oregon Arena Corp., Seattle Seahawks, and First & Goal Inc. and as President of the Paul G. Allen Virtual Education Foundation and the Paul G. Allen Forest Protection Foundation. He is Chairman of Asymetrix Learning Systems Inc., and serves as a director of MetaCreations, Beyond.com, and CyberSource. Kolde worked closely with Paul Allen in founding Asymetrix in 1985, serving as President until 1994. In 1996-97 Kolde helped manage the political process of crafting a public private partnership to fund a new stadium for the Seattle Seahawks, obtaining legislative approval, and conducting a victorious statewide referendum campaign. Prior to joining Asymetrix, Kolde was vice president of management reporting at Seafirst Corp. in Seattle. He holds a Bachelor of Business Administration degree from Washington State University and a Masters of Business Administration degree from the University of Washington.

BOB WHITSITT

President, Seattle Seahawks, Football Northwest and First & Goal Inc.



Bob Whitsitt is in his third season as President of the Seahawks. He is also president of Football Northwest and First & Goal Inc, which will manage the construction of the new stadium/exhibition center complex. This past off-season, Whitsitt played a key role in the selection of Mike Holmgren as the franchise's sixth head coach. In addition to his duties with the Seahawks, he is President and General Manager of the Portland Trail Blazers of the National Basketball Association and President of Oregon Arena Corporation, which operates the Rose Garden. The Trail Blazers currently own the NBA's longest streak of consecutive playoff appearances at 17, and second longest in all of professional sports. This past season, the Blazers won their fourth Pacific Division title in club history (first since 1991-92 season) and made their first trip to the Western Conference finals since 1992. Prior to joining the Blazers on July 12, 1994, he served eight seasons as the President and General Manager of the Seattle SuperSonics. Whitsitt joined the SuperSonics at age 30, making

him the youngest President in the NBA, and took over a team that had won only 31 games in each of the previous two seasons and ranked last in the league in attendance. He turned the franchise into one which won 57.5 percent of their games (377-279) and made seven postseason appearances, including two trips to the Western Conference finals, over the next eight seasons. In his last season, the team won a franchise record and NBA high 63 games and sold out every regular season contest, earning him NBA Executive of the Year honors. Whitsitt entered the NBA with the Indiana Pacers in 1978 and was promoted to Director of Business Affairs and Promotions the following year before becoming Assistant General Manager in 1981. In August 1982, he joined the Kansas City Kings and in 1984, he was named Vice President, Assistant General Manager, as the franchise moved to Sacramento, California. Whitsitt serves on the board of directors of the Seattle Sports and Events Council as well as the board of the Portland Sports Authority. He graduated from the University of Wisconsin-Stevens Point with a degree in Communications and earned a Master's Degree in Sports Administration from the Ohio State University.

MIKE REINFELDT


Senior Vice President



Mike Reinfeldt, in his first season with the Seahawks, was named Senior Vice President on January 28, 1999, and will be charged with overseeing player negotiations, the team's compliance with the NFL salary cap, and all aspects of the day-to-day non-football operation. Reinfeldt, 45, joins the Seahawks after spending the last eight seasons with the Green Bay Packers. In addition to playing an instrumental role in bringing general manager Ron Wolf to the Packers in 1991, Reinfeldt served as the Packers' Chief Financial Officer from 1991-93, adding the title of Vice President of Administration from 1994-98. Originally overseeing the team's player negotiations and financial operations, he added the responsibility of all non-football staff in 1994. Under his financial leadership, the club's cash reserves went from \$4.5 million in 1991 to more than \$50 million in 1998, setting record profits from 1996-98, while improving from 23rd in revenues in 1993 to ninth in 1997. From 1988-90, Reinfeldt served as the associate athletic director at the University of Southern California, after a three-year stint as the Los Angeles Raiders' chief financial officer (1985-87). Reinfeldt earned an MBA in management and finance from Houston Baptist University, after obtaining a bachelor of science degree from the University of Wisconsin-Milwaukee. A four-year starter at UWM, Reinfeldt recorded a school-record 24 career interceptions. Reinfeldt, a former all-pro defensive back began a nine-year playing career as an undrafted free agent in 1975 with the Oakland Raiders. He spent the next eight years with the Houston Oilers (1976-83) starting 102 consecutive games while leading the team in interceptions three times (1977, '79, '81). His finest season came in 1979, when he led the NFL with 12 interceptions and earned All-Pro honors, started in the Pro Bowl and was named Defensive Player of the Year in the AFC. In 1997, Reinfeldt was honored by his alma mater when he was presented with the UWM Alumni Association's Distinguished Alumnus Award. Reinfeldt and his wife, Susan, have two children-Jared Michael (1/29/94) and Elise Marie (3/9/95).

HARRY HUTT


Senior Vice President/Marketing Operations



Harry Hutt enters his third season as Senior Vice President, Marketing Operations for the Seahawks. With the Seahawks, Hutt oversees all operational aspects of the club's marketing, broadcasting, sponsorship sales, ticket sales and client services. He is also entering his fourth year with the Portland Trail Blazers, where, as Senior Vice President of Marketing Operations, he oversees all business aspects of Trail Blazers, Inc. With the Trail Blazers, he is responsible for all marketing, broadcasting, sponsorship sales, ticket sales, client services, game operations, community relations and communications. Hutt joined the Trail Blazers in April, 1996, from the Detroit Pistons where he served as the club's vice president of marketing and broadcasting. During his 18-year tenure with Detroit, he was responsible for all marketing efforts including sponsorship sales, ticket sales and promotions, and he successfully led the Pistons efforts to bring radio and television sales and production in-house, the first NBA team to do so. Hutt began his sports marketing career with the NBA's Buffalo Braves, where he spearheaded all promotional activities and ticket sales. In addition to his Seahawks' and Trailblazers duties, Hutt also serves as Senior Vice President of Action Sports Media, also a Paul Allen owned company. ASM recently acquired StadiaNet Sports, and ASM now has videoboard, signage and sports marketing contracts with 15 major universities encompassing 21 football and basketball venues, including the University of Washington, University of Tennessee, Alabama, Texas, Purdue, Iowa and the Liberty Bowl.

NATHANIEL T. 'BUSTER' BROWN

Vice President/Chief Financial Officer



Nathaniel T. "Buster" Brown was named to the position of Vice President/Chief Financial Officer on May 14, 1998. Brown oversees all financial matters related to the Seahawks, First & Goal Inc. and Action Sports Media Inc. First & Goal is the company formed by Paul Allen in 1997 to manage the development, construction and operation of the football/soccer stadium and exhibition center. Action Sports Media is a stadium advertising/signage company. Buster brings more than 25 years of financial experience to his position. Before joining the Seahawks and First & Goal, Brown was the chief financial officer for Administrative Systems, Inc. and Thurman Industries, Inc., as well as a Senior Manager with KPMG Peat Marwick. Brown received his bachelors and masters of business administration degree from the University of Puget Sound. Brown is a native of Compton, CA where he attended Centennial High School. Brown is a board member of the Shoreline YMCA, the Seahawk Charitable Foundation and the Accounting Career Awareness Program. He and wife, Carol, reside in Shoreline with their two sons, Keyon and Kai.

MIKE FLOOD

Vice President/Community Outreach/ Facilities



Mike Flood enters into his third season with the Seahawks after joining the staff on July 1, 1997. Flood served as Community Outreach Director for Football Northwest prior to joining the Seahawks. Helped spearhead the statewide campaign that resulted in the passage of Referendum 48 to build the new football/soccer stadium and exhibition complex. A Seattle native, Flood attended Blanchet High School for three years before graduating from McLean High School in McLean, Virginia. He received a B.A. degree in Industrial Education from Washington State University and a Masters Degree in Education from the University of North Carolina. Flood owned and operated an agricultural flying service in Fort Scott, Kansas, before joining the Coast Guard. He served as a pilot and Civil Engineering Officer in the Guard flying C130s, Dassault Falcon jets, and H60 Jayhawk helicopters. From 1994-1996 he was the Air/Sea Rescue Operations Officer for coastal Oregon and Washington. Flood retired as a Commander in 1996 after 20 years in the service. He and his wife Marty, have a son Dan and a daughter, Shannon.

RICHARD LEIGH

Vice President/General Counsel



Richard Leigh serves as Vice President and General Counsel for Football Northwest and First & Goal Inc. Leigh joined Football Northwest after spending eight years as a corporate attorney with the Seattle law firm of Foster, Pepper & Shefelman, PLLC, where he was a partner. Leigh was actively involved in the Rose Garden project in Portland, Oregon, focusing on various aspects of the project's financing. Immediately prior to joining Football Northwest, he was involved in the financing of the American Airlines Arena in Miami, Florida, the new home of the Miami Heat of the NBA. Leigh is a native of Los Angeles, California, where he attended Palisades High School. He holds a Bachelor of Arts Degree in History and Hispanic Studies from Brown University in Providence, Rhode Island, and a Master's Degree in International Politics from The Johns Hopkins University School of Advanced International Studies in Washington, D.C. He received his law degree from Columbia University School of Law in New York, New York. Leigh is on the Board of Directors of the Seattle Seahawks Charitable Foundation and is a

member of the Board of Trustees of the Greater Seattle Chamber of Commerce. He has served on the Kingdome Renovation Task Force, the King County Baseball Park Commission and the Board of the Central Seattle Recovery Center. Richard and his wife, Desiree, have a son, Trey.

DUANE MCLEAN

Vice President/Ticket Sales & Services



Duane McLean joined the Seahawks in February of '98 after spending one year with the Detroit Lions where he served as Executive Director of Ticket Sales & Customer Service. While with the Lions, McLean oversaw the complete conversion and overhaul of the Lions ticket operation. Prior to his stint with the Lions, McLean spent two seasons (1994-96) with the Houston Rockets of the NBA, where the Rockets, under his direction had their largest season-ticket base in franchise history. McLean started his career in the front office of the NBA's Detroit Pistons (1984-93) and also spent a season as Vice President of Ticket Sales for the International Hockey League's Chicago Wolves where the Wolves set the IHL record for paid attendance and led the league in season ticket revenue. Since joining the Seahawks, McLean has been responsible for overseeing the revamping and streamlining of the club's ticket and suite sales operations, as well as the restructuring of the team's box office operation. The club has its largest season ticket base in five years, and in 1998 enjoyed the third largest attendance increase in the league. A native of Rochester

Hills, Michigan, McLean was an All-American baseball player at the University of Wisconsin-Parkside. He and his wife, Susan, have three children, Jayme, Kayla, and Dayne and reside in Redmond, Washington.

RANDY MUELLER

Vice President/Football Operations



Randy Mueller enters his fifth season as Vice President/Football Operations and 17th as a member of the staff. Promoted to his current position on June 1, 1995, Mueller oversees all aspects of the club's football operations including player personnel and scouting. Mueller joined the franchise in June of 1983 as an assistant in Pro Personnel and was promoted to Pro Personnel Director in 1990. He enjoyed a stellar three-year career at Linfield College in McMinnville, Oregon. As a senior, he quarterbacked Linfield to the NAIA Division II National Championship in 1982. He was named Most Valuable Offensive Player in the Wildcats 33-15 national championship win over William Jewell College, as well as offensive MVP in a semifinal win over Westminster College. Also earned All-District and All-Northwest Conference honors, along with being an honorable mention Associated Press Little All-America. Mueller lettered in football, basketball, and baseball at St. Maries High School in St. Maries, Idaho. His brother, Rick, is college scouting director for the Jacksonville Jaguars. Randy and his wife, Lori, have a daughter, Riley.

SCOTT PATRICK

Vice President/Corporate Sales



Scott Patrick enters into his third season with the Seahawks and has helped to establish a growing corporate sales department that oversees sales for stadium signage, broadcast, print, Seahawks.com, logo usage rights, retail/ in-stadium promotions, and special events for training camp and tailgate parties. Patrick joined the Seahawks after 11 seasons with the Seattle SuperSonics, including the last five as the Sonics Vice President of Corporate Sponsorship and Broadcast. With the Sonics, Patrick was responsible for all sponsorship revenues generated through Sonics television, cable, network radio, Key Arena signage, cause marketing, publications, internet advertising, and promotions. Prior to joining the Sonics, he served as the tournament coordinator for the LPGA SAFECO Classic in Seattle. He was active in the GTE Northwest Classic, a Senior PGA Tour event, while an account manager with Andersen Sports Marketing in Bellevue, Washington. While at Andersen, he assisted with the marketing and regionalizing of the University of Oregon's sports radio network, as well as developing syndicated coaches shows

for the University of Washington, Washington State University, and the Seahawks. Patrick also serves as Vice President/Corporate Sales of Action Sports Media, a Paul Allen owned affiliate of Football Northwest that is in the first year of a major sports marketing contract with the University of Washington. A native of Ellensburg, Washington, Patrick has a B.S. degree in Communications from the University of Washington. He and his wife, Ronda, live in Bellevue with their two children, Brooks and Bailee.

GARY WRIGHT

Vice President/Communications



Gary Wright enters into his 24th season and his 12th as a vice president. Named to his current position in June 1995, after serving as Vice President/Administration and Public Relations since 1992. Joined the Seahawks in 1976, as director of publicity. Wright was named public relations director in 1982 and added the title of vice president in 1987. Wright was chosen by Hall of Famer Steve Largent to be his presenter at Largent's July 1995 induction ceremonies. Wright has headed up the league's media relations staff at the last 12 Super Bowls. He spent two seasons prior to joining the Seahawks as the publicity director for the Southern California Sun of the World Football League and as league publicity director. Also served as vice president of operations for the Phoenix Racquets of World Team Tennis. Wright was the sports information director at Long Beach State University and taught history and journalism in high school after graduating from Long Beach State. Gary and his wife, Ann, have two grown sons, Larry and Steve.

JOHN DORSEY

Director of Player Personnel




Named to the position of Director of Player Personnel on January 26, 1999, John Dorsey continues his relationship with Seahawks' Executive Vice President of Football Operations/General Manager & Head Coach Mike Holmgren. A former fourth-round draft choice of the Green Bay Packers in 1984, Dorsey spent the last eight years in the Packers' scouting department (1991-98), including two years as the team's Director of College Scouting, from 1997-98. Dorsey played for the Packers from 1984-89, appearing in 76 games as a linebacker while also serving as special teams captain, before suffering a knee injury in 1989. He ended his professional playing career with 130 tackles and led the Packers in special teams stops three times in his first four years. A four-year starter at Connecticut, Dorsey was twice named Defensive Player of the Year in the Yankee Conference, while also earning I-AA All-America recognition as a senior. A native of Leonardtown, Maryland, Dorsey's contributions to the Green Bay community earned him the Packers'

Man of the Year Award in 1987. He was born on August 31, 1960, and has two boys, Bryant (8/23/87) and Austin (3/27/91).

WILL LEWIS

Director of Pro Personnel



Will Lewis joined the Seahawks football operations staff as the team's Director of Pro Personnel on May 20, 1999, following three years with the Green Bay Packers (1997-99) scouting department. With the Packers, he worked closely with Seahawks' Director of Player Personnel John Dorsey and Executive Vice President of Football Operations/General Manager & Head Coach Mike Holmgren. From 1998-99, Lewis served as the Packers' Assistant Director of Pro Personnel, following one year as a pro scout. Prior to his work with the Packers, Lewis was a Defensive Assistant Coach for the Atlanta Falcons, under June Jones, from 1995-96. Lewis, signed by the Seahawks as an undrafted free agent cornerback in 1980, out of Millersville State (Pa.), played in 26 games returning 45 kickoffs for a 21.4-yard average and 56 punts for an 8.0-yard average, including a 75-yard touchdown, as a rookie versus the Denver Broncos. Following his Seahawks career, Lewis played three seasons with the Houston Gamblers of the USFL from 1983-85, and three seasons (1986-89) in the Canadian Football League. Lewis began his coaching career in the NFL

Europe League with the New York/New Jersey Knights from 1991-92. He also coached defensive backs at his alma mater Millersville State from 1992-93, before brief stints at the University of Maine (1994) and the University of West Virginia (1995). Lewis and his wife, Kimberley, have three sons; Ryan (5/15/94), and twins Drew & Troy (9/7/95).

DON DEISCH


Director of College Scouting



Don Deisch enters his first season with the Seattle Seahawks in the capacity of Director of College Scouting. Deisch joined the Seahawks on May 12, 1999, and returns to the Pacific Northwest after a 19-year term in the college scouting department of the Minnesota Vikings, including the position of head scout from 1994-99. A native of Portland, Oregon, he began his football career as a high school coach in the Portland area in 1969. He moved to his alma mater Portland State as an assistant coach from 1973-77, before a three-year stint with the national scouting combine BLESTO, from 1977-79. He and his wife, Marlene, have a daughter Kim (9/9/63).

BILL BAKER

Area Scout



Bill Baker joined the scouting staff in May of 1998, having spent the previous nine seasons with the Atlanta Falcons as an area scout. A Native of Jasper, Tennessee, Baker played collegiately for the University of Tennessee, playing running back and kick returner on three Bowl teams (Gator, Cotton, and Orange). Prior to joining the Falcons, Baker served as the defensive coordinator at Richmond University (1983-88). Has made coaching stops at Wichita State, Louisville, North Alabama, Tennessee, Samford, and Austin Peay. He and his wife, Paula, have one daughter, Jennifer, and reside in Richmond, Va.

MIKE FAULKNER

Area Scout



Mike Faulkner joined the Seahawks in June of '98, after serving the San Francisco 49ers as an area scout for the last seven years (1991-97). Faulkner has 16 years of NFL experience as a coach and scout with Washington Redskins (1974-78), New York Giants (1980), N.Y. Jets (1983-89) and Cleveland Browns (1990). Additionally, he coached with Toronto (1979) and Montreal (1982) of the CFL and Eastern Illinois (1981) collegiately. He was a two-way performer (quarterback and defensive back) at West Virginia Tech (1965-69). His coaching career began in West Virginia prep ranks in 1972. Born in Cameron, West Virginia, he and his wife, Laura, live in Horeshoe Bay, Tx.

DERRICK JENSEN


Area Scout



Derrick Jensen begins his ninth year with the Seahawks scouting staff having been hired in 1991 after a seven-year NFL playing career as a fullback. Jensen was a third-round draft choice of the Oakland Raiders in 1979 and played in 106 games, starting 21, in his career, including a streak of 105 straight. Served as the captain of the Raiders special teams for five seasons and contributed a blocked punt, which he recovered for the first touchdown, in the Raiders 38-9 win over the Washington Redskins in Super Bowl XVIII. Also part of the Raiders Super Bowl XV championship team. Finished his Raiders career with 780 yards on 224 carries, with five touchdowns. Added 44 receptions and three scores and returned an onside kick 33 yards for a touchdown against the New York Giants in 1980. Two-time Southland Conference Most Valuable Player while at Texas-Arlington. Finished his career with 3,346 rushing yards, the first player in conference history to top 3,000 yards. Attended Oswatomie High School in Oswatomie, Kansas. Derrick and his wife, Amanda, have a son, Davis.

PAT MONDOCK

Area Scout



Pat Mondock joined the scouting staff on June 6, 1994, after eight seasons with the Indianapolis Colts. Served as the club's College Scouting Director in 1998. Joined the Colts in June 1986, from BLESTO, where he had been the combine's Western Region Scout. Mondock has 22 years of high school and college coaching experience. He served as the head coach at Washington and Jefferson College in Washington, Pennsylvania, from 1972-82, and was a high school head coach at both Southern Coloumbia County and Ridgway High Schools in Western Pennsylvania, from 1962-70. He holds an undergraduate degree from Lock Haven State College in Lock Haven, Pennsylvania, and a Masters Degree from West Virginia University in Health and Physical Education. Pat and his wife, Kathleen, have a blended family of seven grown children.

JOHN PETERSON

Area Scout




John Peterson begins his third season having joined the staff in July 1997. Brings 27 years of college and professional experience to the Seahawks. Has worked in both the Canadian Football League and World League with the Ottawa Rough Riders (1989-91) and Toronto Argonauts (1994-96) as Director of Player Personnel of the CFL and with the San Antonio Riders of the World League as Vice President/ General Manager from 1991-92. Served as the head coach at Bemidji State University from 1983-89, and was also athletic director from 1982-84. Head coach at Frostburg State University from 1977-81 and served as an assistant coach at Northern Illinois, Westminster College, and Holy Cross College. Attended Pioneer High School in Ann Arbor, Michigan, and attended Northern Michigan University and Eastern Michigan University where he played defensive end and tackle. Earned his B.S. degree from Eastern Michigan, an M.A. from Michigan State, and a Ph.D. from the University of Utah. Taught at Northern Illinois University, the University of Utah, Frostburg

State, and Bemidji State. He and his wife, Wendy, have six children-- four girls, Nissa-Lynn (7/24/77), Elyse (5/14/79), Hayley (10/31/89) and Brianne (6/22/93), and two boys, Preston (4/24/82) and Blair (11/8/86).

RICK THOMPSON

Area Scout



Rick Thompson is an original member of the team's staff, having joined the Seahawks in 1975 as an assistant in the player personnel department and was promoted to Assistant Player Personnel Director in July of 1984. Thompson was promoted to Assistant Football Operations Director in May of 1998, and moved to his current position in 1999. Thompson served as the Seahawks training camp director from 1978 - 1998. He is a graduate of Hamline University in St. Paul, Minnesota, where he earned a degree in Sports Administration. As an undergraduate, he worked for the Minnesota Vikings for five years. Thompson is a graduate of Lincoln High School in Bloomington, Minnesota. He and his wife, Kathy, have a daughter, Kacie, and a son, Nicholas.

PAUL FEDERICI

Head Athletic Trainer




Head Athletic Trainer Paul Federici begins his first year with the Seattle Seahawks and first in the NFL after spending the last five years as Vanderbilt's head athletic trainer. Hired by Executive Vice President of Football Operations/General Manager and Head Coach Mike Holmgren on January 27, 1999, his primary focus is the team's injury prevention and rehabilitation. Federici broke into the collegiate ranks with Vanderbilt under current Pittsburgh Steelers head athletic trainer John Norwig and assistant Tim Bream, currently head athletic trainer for the Chicago Bears, as a graduate assistant in 1986. Promoted to assistant athletic trainer at Vanderbilt in 1987, Federici worked with football, baseball and men's basketball. Named head athletic trainer for the Commodores in 1994, and was recognized as the College Athletic Trainer of the Year by the Tennessee Athletic Trainers Society. Certified by the National Athletic Trainers Association, Federici served as a test site administrator and host trainer for the organization's certification exams. A 1985 health education and athletic training graduate

from Penn State, Federici earned his master's degree in health promotions at Vanderbilt in 1991. He and his wife, Teddie, have one child-Noah (7/31/97).

GARY REYNOLDS

Assistant to the General Manager



Gary Reynolds joined the Seahawks on February 8, 1999. Working closely with Mike Holmgren, Reynolds assists in all aspects of football operations. Prior to accepting his current position, Reynolds spent six years with the Green Bay Packers, where he served as offensive assistant/quality control from 1996-98, and administrative assistant/football operations from 1993-95. Before entering the NFL, he was the recruiting coordinator at the University of Tennessee in 1992. He also was a graduate assistant/assistant recruiting coordinator at Texas A&M in 1991. Reynolds holds a B.S. degree in engineering and an M.A. degree in education, from Texas A&M. He and his wife, Beth, live in Bothell.



Amber Adcock
Accounts Payable



Mace Aluia
Corporate Sales Manager



Eddie Antuna
Scouting Assistant



Chuck Arnold
Dir. of Ticket Ops./
Customer Service



Dr. Kevin Auld
Head Team Physician



Lisa Balmes
Tickets/Suite Sales Coor.



Julie Barber
Admin. Assistant/P.R.



Mike Baugh
Pro Personnel Assistant



Karen Beckman
Controller



John Behrens
Facilities Manager



Bob Bennett
Ticket Sales



Nathan Betts
Ticket Sales



R.J. Blaisdell
Visibility/Blitz



Walter Blenman
Ticket Sales



Sarita Carter
Human Resources Coor.



Vernon Cheek
Director of Publications



Ping Chen
Accountant



Rick Crawford
Broadcasting Manager/
Gameday Ops.



Jeanne Denkmann
Executive Asst. Head Coach



Staci Dimassis
Mail Room Clerk/Recept.



Duc Dinh
Fields/Maint. Coor.



Linda Ebi
Admin. Asst./Scouting



Thom Fermstad
Video Director/Football



Emily Forster
Database Marketing Man.




Lisa Gallegos
Merchandise Sales Man.



Lane Gammel
Public Relations Assistant



Nesby Glasgow
Director of Player Programs



Susan Goodwin
Director of Suite Sales



Keith Graham
Equipment Assistant



Sandy Gregory
Dir. of Community Outreach



Brent Hanson
Fields/Projects Coor.



Evan Harding
Corporate Sales Manager



Sue Harris
EndZone Store Co-Man.



Sue Hart
Travel Coordinator



Sue Havens
EndZone Store Co-Man.



Dr. Stan Herring
Team Physician



Ron Jenkins
Director of Ticket Sales



Paul Johns
Assistant Dir. Outreach



Michael Johnson
Director of Info. Systems



Patience Jones
Executive Asst./Stadium



Cindy Kelley
Dir. of Human Resources




Erik Kennedy
Equipment Manager



Dr. Ed Khalfayan
Team Physician



Charlotte Kores
Executive Assistant




Hal Kulgren
Director of Security



Chris Lawrence
Ticket Sales



Jane Lin
Admin. Asst./Coaching



John Loy
Ticket Sales




Mike MacCulloch
Ticket Sales



Kaarta Maron
Ticket Publications/Ops. Coord.



Gina Martinez
Corporate Sales Coord.



Mark McDaniel
Equipment Asst.



Richard McDonald
Ticket Sales



Brad Melland
Assist. Equip. Manager



Sterling Monroe
Information Sys. Manager



James Nagaoka
Dir. of Special Projects,
Travel & Entertainment



Bill Naves
Admin. Asst./Football Ops.



James Oglesby
Assistant Athletic Trainer



Allen Olson
Network Administrator



Kirk Parrish
College Scouting Admin.



Danielle Patterson
Accounting Administrator



Dave Pearson
Director of Public Relations




Lauri Perry
Admin. Asst/Com. Outreach



Mike Peterson
Souting Assistant



Todd Prieb
Ticket Sales



Sam Ramsden
Associate Athletic Trainer



Tag Ribary
Pro Personnel Assistant



John Roche
Ticket Sales



William Saguilla
Staff Accountant



Molly Sandvick
Ticket Sales



Rachel Santoy
Ticket Operations Coord.



Flora Seaborg
Executive Assistant



Casey Shaw
Ticket Sales



Susan Short
Corporate Sales Manager



Dr. Brad Shoup
Team Physician



Patti Sipes
Executive Assistant/Marketing



Steve Sloboda
Ticket Sales



Doug Smith
Director of Corporate Sales




Ken Smith
Assistant Athletic Trainer



Steve Steensma
Information Sys. Admin.



Dave Stogdill
Mascot



George Sybrant
Chef



Natalie Thomas
Receptionist



Sherri Thompson
Sea Gals Director



Corky Trewin
Photographer



Robert Ullman
Database Administrator



Mike Wacker
Director of Broadcasting




Todd Walkenhorst
Asst. Dir. of Video



John Webb
Marketing Coordinator




Joe Whitesel
Scouting



Kevin Williams
Dir. of Sponsor Sales/Stadium



Erin Wilshusen
Ticket Ops. Coord.



Barry Wolf
Ticket Sales



Steve Wright
Asst. Dir. of Public Relations



James Yoshida
Security Assistant

SEATTLE SEAHAWKS QUICK FACTS

WWW.SEAHAWKS.COM

KIRKLAND HEADQUARTERS

11220 NE 53rd Street
Kirkland, Washington 98033
425/827-9777
PR Fax 425/893-5108

BOX OFFICE

P.O. Box 4769
Seattle, Washington 98104
206/682-2800

ENDZONE STORE

88 South King Street
Seattle, Washington 98104
206/682-2900
Fax 206/808-8314

SEASON TICKETS

310 Westlake Avenue North
Seattle, Washington 98109
1-888-NFL-HAWK
Fax 206/515-4780



The team's Kirkland Headquarters was completely renovated last offseason.

COACHING



MIKE HOLMGREN

EXECUTIVE VICE PRESIDENT OF
FOOTBALL OPERATIONS/GENERAL
MANAGER & HEAD COACH



SEAHAWKS
EXPERIENCE:
1ST YEAR
TOTAL NFL
EXPERIENCE:
14TH YEAR
NFL HEAD
COACHING:
8TH YEAR

Named to his current position as the Seahawks Executive Vice President of Football Operations/General Manager & Head Coach on January 8, 1999. In addition to his coaching duties, Holmgren will oversee all facets of the team's football operations including scouting, personnel, salary cap, player negotiations, as well as regular coaching responsibilities.

Holmgren takes control of the Seahawks following one of the most successful coaching stints in league history as the head coach of the Green Bay Packers from 1992-98 that included a 75-37 (.670) regular season record, a 9-5 (.643) post-season mark, and two Super Bowl appearances, including a 35-21 victory over the New England Patriots in Super Bowl XXXI played in New Orleans. By winning at least one game in five consecutive post-seasons (1993-97) Holmgren joined John Madden (1973-77) as the only coaches in league history to accomplish the feat.

From 1995-98, Holmgren's Packers posted an NFL-best 48-16 (.762) record, finished first in the NFC Central Division three times, second once and posted a 7-3 mark in the playoffs.

By taking the Packers to six consecutive post-seasons (1993-98), Holmgren established a franchise record, with a team that had recorded just two winning seasons in the 19 years before he was hired.

In 13 NFL seasons (1992-98 head coach Green Bay, 1986-91 assistant coach San Francisco) Holmgren's teams have posted a 146-60-1 (.709) record, hit double digits in the win column ten times, made the postseason 12 times, won three Super Bowls (XXXI, XXIV, XXIII) and reached another (Super Bowl XXXII).

Holmgren's 1996 team that won the Super Bowl, led the NFL in scoring with a team-record 456 points and also led the league in defensive

scoring, a feat that had not been accomplished since 1972.

Before becoming the Packers head coach, Holmgren served as an assistant coach of the San Francisco 49ers from 1986-91. He coached the quarterbacks from 1986-88, under head coach Bill Walsh and was the team's offensive coordinator from 1989-91, under George Seifert. During his tenure in San Francisco, the 49ers posted a 71-23-1 (.753) regular season record to reach the post-season each year, and won Super Bowl XXIII over Cincinnati and Super Bowl XXIV over Denver. As offensive coordinator in 1989, the 49ers boasted the NFL's top-ranked offense.

Prior to joining the 49ers staff, Holmgren coached the quarterbacks at Brigham Young University from 1982-85, including a national championship in 1984. He also served as the offensive coordinator/quarterbacks coach at San Francisco State in 1981.

As a quarterback at San Francisco's Lincoln High School, Holmgren was named 1965's "Prep Athlete of the Year," before continuing his playing career at the University of Southern California from 1966-69. He was drafted by the St. Louis Cardinals in the eighth round of the 1970 draft and went to camp with both the Cardinals and the Jets that year.

Holmgren's coaching career began in 1971 at his alma mater Lincoln High, where he also taught history. One year later, he moved to San Francisco's Sacred Heart High as a teacher and assistant coach. He also coached at Oak Grove High from 1975-80.

He received a bachelor of science degree from



USC in 1970.

Off the field, Holmgren serves as co-chair of the NFL's influential Competition Committee along with Buccaneers general manager Rich

McKay, having taken over for Don Shula in 1996.

Mike and his wife, Kathy, have four daughters-twins Calla and Jenny (9/27/73), Emily (1/21/77) and Gretchen (7/14/81).

ALL-TIME SEAHAWKS COACHING RECORDS

		Regular Season				Postseason		
		W	L	T	Pct.	W	L	Pct.
1976-82*	Jack Patera	35	59	0	.372	---	---	---
1982	Mike McCormack	4	3	0	.571	---	---	---
1983-91	Chuck Knox	80	63	0	.559	3	4	.429
1992-94	Tom Flores	14	34	0	.291	---	---	---
1995-98	Dennis Erickson	31	33	0	.484	---	---	---

* Patera was replaced by Mike McCormack after two games of the 1982 season.

HOLMGREN'S COACHING RECORD

YEAR	TEAM	W	L	T	PCT.	FINISH
1992	Green Bay	9	7	0	.563	2nd, NFC Central
1993	Green Bay	9	7	0	.563	3rd, NFC Central <i>Wild Card victory, over Detroit, 28-24</i> <i>Divisional Playoff loss to Dallas, 27-17</i>
1994	Green Bay	9	7	0	.563	2nd, NFC Central <i>Wild Card victory, over Detroit, 16-12</i> <i>Divisional Playoff loss to Dallas, 35-9</i>
1995	Green Bay	11	5	0	.688	1st, NFC Central <i>Wild Card victory, over Atlanta, 37-20</i> <i>Divisional playoff victory, over San Francisco, 27-17</i> <i>NFC Championship loss to Dallas, 38-27</i>
1996	Green Bay	13	3	0	.813	1st, NFC Central <i>Divisional playoff victory over San Francisco, 35-14</i> <i>NFC Championship victory over Carolina, 30-13</i> <i>Super Bowl XXXI victory over New England, 35-21</i>
1997	Green Bay	13	3	0	.813	1st, NFC Central <i>Divisional playoff victory over Tampa Bay, 21-7</i> <i>NFC Championship victory over San Francisco, 23-10</i> <i>Super Bowl XXXII loss to Denver, 31-24</i> <i>Wild Card loss to San Francisco, 30-27</i>
1998	Green Bay	11	5	0	.688	2nd, NFC Central
SEVEN YEARS		75	37	0	.670	


HOLMGREN'S COACHING CAREER

1971	Lincoln High School (San Francisco, Ca.): <i>Assistant Coach</i>
1972-74	Sacred Heart High School (San Francisco, Ca.): <i>Assistant Coach</i>
1975-80	Oak Grove High School (San Jose, Ca.): <i>Assistant Coach</i>
1981	San Francisco State University: <i>Offensive Coordinator/Quarterbacks</i>
1982-85	Brigham Young University: <i>Quarterbacks Coach</i>
1986-88	San Francisco 49ers: <i>Quarterbacks Coach</i>
1989-91	San Francisco 49ers: <i>Offensive Coordinator</i>
1992-98	Green Bay Packers: <i>Head Coach</i>
1999-	Seattle Seahawks: <i>Executive V.P. of Football Operations/General Manager & Head Coach</i>

ASSISTANT COACHES

MIKE SHERMAN

OFFENSIVE COORDINATOR/TIGHT ENDS



SEAHAWKS
EXPERIENCE:
1ST YEAR
NFL
EXPERIENCE:
3RD YEAR

Named to his current position on January 14, 1999, Mike Sherman enters his 21st year of coaching and his third season in the NFL. As offensive coordinator, Sherman will work closely with head coach Mike Holmgren in implementing the "Hawk Offense" in Seattle, as well as mentoring a young group of tight ends.

Sherman entered the NFL as tight ends coach with the Green Bay Packers under Holmgren, in 1997, where he tutored Mark Chmura, a Pro Bowl selection in both 1997 and 1998. Chmura finished second on the team in 1998, with 47 receptions.

In Seattle, Sherman inherits a tight end threesome of Christian Fauria, Deems May and Itula Mili. Last year, Fauria developed into a top-notch pass catcher tying a team record for tight ends with 37 receptions. A versatile group, May has seen action in an H-Back mold, lining up in the backfield at various times the last two seasons.

A superb athlete, Mili is still rehabilitating a knee injury suffered as a senior at BYU.

Before joining the Packers' staff, Sherman had been promoted to offensive coordinator at Texas A&M following the 1996 season, but left to take the position in Green Bay.

Sherman had served as the Aggies' offensive line coach from 1989-93, 95-96, with a one-year stint as the offensive line coach at UCLA in 1994.

Over his 16-year college career, Sherman-coached teams that saw action in eight bowl games, including four Cotton Bowls and one Sugar Bowl.

While at Texas A&M, Sherman helped develop NFL standout Richmond Webb and also coached Pro Bowl tackle Jonathan Ogden at

UCLA.

Before handling the offensive line in College Station, Texas, Sherman was the offensive coordinator at Holy Cross from 1985-88.

Sherman entered college coaching at the University of Pittsburgh from 1981-82 before moving to Tulane (1983-84).

From 1979-80, Sherman coached at the high school level in Connecticut at Stamford High.

An offensive lineman and linebacker at Central Connecticut State in 1974, 1976-77, Sherman was born on December 19, 1954, in Norwood, Massachusetts.

Mike and his wife, Karen, have four children-Sarah (date), Emily (date), Matthew (date) and Benjamin (date).

SHERMAN'S COACHING CAREER

1979-80	Stamford High (Stamford, Connecticut)
1981-82	Pittsburgh
1983-84	Tulane
1985-88	Holy Cross <i>Offensive Coordinator</i>
1989-93	Texas A&M <i>Offensive Line</i>
1994	UCLA <i>Offensive Line</i>
1995-96	Texas A&M <i>Offensive Line</i>
1997-98	Green Bay Packers <i>Tight Ends</i>

FRITZ SHURMUR

DEFENSIVE COORDINATOR



SEAHAWKS
EXPERIENCE:
1ST YEAR
NFL
EXPERIENCE:
25TH YEAR

Named to his current position on January 14, 1999, Leonard "Fritz" Shurmur enters his 25th NFL season as a defensive coach, his 19th as a defensive coordinator and his first with the

Seahawks. He took a leave of absence due to health reasons on May 26, 1999.

Most recently, Shurmur served as the Green Bay Packers defensive coordinator from 1994-98, where he guided the '98 squad to a league ranking of fourth, including just 90.1-yards per game on the ground and a franchise-record 50 sacks.

In 1997, the Packers' second consecutive trip to the Super Bowl, on the heels of a 13-3 regular season record, was punctuated by Shurmur's defense that allowed just 10 passing touchdowns, which tied with the New York Giants for tops in the league. Over the last 46 quarters, of the regular season, the Packers allowed only one passing touchdown, and that came on November 16 at the Indianapolis Colts. Overall, the NFC Champion's defense ranked seventh.

The 1996 Super Bowl XXXI Championship Green Bay team dominated on defense not only ranking as the NFL's top unit yardage-wise (259.8-yards per game), but also finishing with league bests in points allowed (210), first downs allowed (248) and take-aways (39). Shurmur guided the defense to an NFL record-season that saw the Packers opponents score just 19 touchdowns—a league-low since the 16-game schedule was implemented in 1978. In six games that season, the defense allowed one touchdown or less, while not allowing a single point in the fourth quarter of all three postseason games.

The Packers ranked sixth overall in defense in 1994, but the real highlight of the season came in the 16-12, Wild Card victory over the Detroit Lions, in which NFL rushing champion Barry Sanders was held to a career-low -1 yard on 13 attempts and the Lions overall rushing attack was held to -4 yards on 15 tries.

Before joining Holmgren's staff in Green Bay, Shurmur served as the Cardinals' defensive coordinator from 1991-93. In an innovative 4-2-5 defensive scheme, the Cardinals' 1991 unit held its opponents to a league-low 12 passing touchdowns. The following season, his defense finished fifth in the NFC and allowed just 67.5 yards on the ground the final six weeks of the season. The 1993 squad allowed a Cardinals record-low 269 points.

Prior to his three seasons in Arizona, Shurmur helped guide the Los Angeles Rams to six playoff appearances in nine seasons (1982-90), including the final eight as coordinator. Highlights included a league-high 56 sacks in 1985 and a fifth-ranked defense in both '85 and '86.

From 1978-81, Shurmur was a member of the New England Patriots defensive staff, the first two seasons as defensive line coach and the last two as coordinator.

Shurmur entered the NFL as the defensive line coach of the Detroit Lions in 1975 where he stayed through the 1977 season, the last of which he served as defensive coordinator.

The lengthy coaching career began in 1954 as a graduate assistant at Shurmur's alma mater Albion College in Michigan where he served as assistant football coach and swimming coach through 1961 before moving to the University of Wyoming. Initially Wyoming's defensive line coach, Shurmur was the Cowboys' head coach from 1971-74. His defensive coaching skills were apparent when Wyoming led the nation in rushing defense twice and in total defense once, while also ranking first in the WAC in total defense six times.

The author of four coaching books and one video, Shurmur has reached out to assist younger coaches throughout his career. His four books are: Coaching Team Defense, The Five Linebacker Eagle Defense, Coaching Team Defense, and most recently Coaching the Defensive Line, published in 1996. And his video was titled Coaching the Defensive Line.

As a center at Albion, Shurmur was named the Michigan Athletic Associations' MVP as well as earning all-conference honors. Additionally, Shurmur was an all-conference selection in baseball and was a charter member of the school's athletic hall of fame. He earned a master's degree in education administration in 1956.

Born on July 15, 1932, in Wyandotte, Michigan, Fritz and his wife, Peggy, have three children—Sally Ann Michalov (41), Scott (39) and Susie Plumb (35). Sally Ann was named the Wyoming "Sportswriter of the Year" at the Casper Star-Tribune.

SHURMUR'S COACHING CAREER

1954-55	Albion <i>Graduate Assistant</i>
1956-61	Albion <i>Assistant</i>
1962-70	Wyoming <i>Offensive Line</i>
1971-74	Wyoming <i>Head Coach</i>
1975-76	Detroit Lions <i>Defensive Line</i>
1977	Detroit Lions <i>Defensive Coordinator</i>
1978-79	New England Patriots <i>Defensive Line</i>
1980-81	New England Patriots <i>Defensive Coordinator</i>
1982	Los Angeles Rams <i>Defensive Line</i>
1983-90	Los Angeles Rams <i>Defensive Coordinator</i>
1991-93	Phoenix Cardinals <i>Defensive Coordinator</i>
1994-98	Green Bay Packers <i>Defensive Coordinator</i>

PETE RODRIGUEZ
SPECIAL TEAMS COORDINATOR



SEAHAWKS
EXPERIENCE:
2ND YEAR
NFL
EXPERIENCE:
12TH YEAR

Begins his 12th season as an assistant in the National Football League and second with the Seahawks. Named to the Seahawks coaching staff on February 9, 1998, as the team's Assistant Head Coach/Special Teams, and was retained by Mike Holmgren during the '99 offseason in the position of Special Teams Coordinator. Widely regarded as one of the top special teams coaches in the NFL, evidenced by being named special teams coach of the year in 1992. Oversaw a group in 1998, that returned three kicks for touchdowns, including two punt returns by Joey Galloway. And finished fifth in the Dallas Morning News' Special Teams Ratings, after ranking 30th the previous season.

Entered the NFL as the Los Angeles Raiders special teams coach (1988-89). Served in a similar capacity with the Phoenix Cardinals (1990-93) before joining the Washington Redskins staff (1994-97). Prior to entering the NFL he worked with the USFL's Michigan Panthers as a defensive line coach from 1983-84. Also coached with the USFL's Denver Gold (1985) and Jacksonville Bulls (1986), while spending one year in the CFL with the Ottawa Rough Riders (1987). Has tutored five pro bowl punters, including Washington's Matt Turk, who led the NFL in net punting in 1997.

Broke into coaching as a graduate assistant at Arizona (1968-69) and later served as defensive coordinator at Western Illinois (1970-73), Florida State (1974-75) and Iowa State (1976-78) before a four-year stint as head coach at Western Illinois from 1979-82. Also made stops as defensive coordinator at Northern Iowa in 1986 and the CFL's Ottawa Rough Riders in 1987.

Played guard and linebacker at Western State College in Colorado. Earned his bachelor's degree from WSC.


A Chicago native, and diehard Cubs fan, he was born July 25, 1940, and has two daughters, Regina, with the US District Attorney's office in Colorado, and Marla, the associate sports infor-

mation director at Rutgers University.

RODRIGUEZ' COACHING CAREER

- 1968-69 University of Arizona
Graduate Assistant
- 1970-73 Western Illinois
Defensive Coordinator
- 1974-75 Florida State
Defensive Coordinator
- 1976-78 Iowa State
Defensive Coordinator
- 1979-82 Western Illinois
Head Coach
- 1983-84 Michigan Panthers (USFL)
Defensive Line
- 1985 Denver Gold (USFL)
Defensive Line
- 1986 Jacksonville Bulls (USFL)
Defensive Line
- 1987 Ottawa Rough Riders (CFL)
Defensive Line
- 1988-89 Los Angeles Raiders
Special Teams
- 1990-93 Phoenix Cardinals
Special Teams
- 1994-97 Washington Redskins
Special Teams
- 1998 Seattle Seahawks
Assistant Head Coach/Special Teams

LARRY BROOKS
DEFENSIVE LINE



SEAHAWKS
EXPERIENCE:
1ST YEAR
NFL
EXPERIENCE:
14TH YEAR

Named to his current position January 14, 1999, Brooks embarks on his 25th year of professional football.

Brooks joins Mike Holmgren's Seattle staff after joining him in 1994 as the Green Bay Packers defensive line coach. Brooks led a 1998 Packers defensive unit that held its' opponents to 281.7 yards a game, which ranked fourth in the NFL, including a rushing defense that allowed just 90.1 rushing yards a game. Leaving a defense that finished fourth in the league in sacks with 50, he takes on the task of coaching the

league's second leading sack squad (53), which was just one off the league high.

Having tutored all-time sack leader Reggie White (192.5), he now accepts the opportunity to groom the NFL's top sackmaster over the past three seasons in Michael Sinclair (41.5).

His line played a major role in Green Bay's Super Bowl XXXI success when the defense allowed a league low 259.8 yards per game and a meager 3.5-yard per rush average.

Starting out with the Los Angeles Rams in 1983 as the assistant defensive line coach, Brooks spent eight years with the team where he was teamed with Seahawks Defensive Coordinator Fritz Shurmur.

Out of football in 1991, he returned to his alma mater in 1992 where he served as Virginia States' assistant athletic director and assistant football coach where he was subsequently named athletic director in 1993 before joining Holmgren's Packer staff in 1994.

A perennial Pro Bowl performer as a defensive tackle during an 11-year career with the Los Angeles Rams, Brooks was selected to five consecutive Pro Bowls (1976-80), including being named All-Pro from 1977-79 while on his way to starting in the team's only Super Bowl appearance in 1980.


Born June 10, 1950, at Prince George, Va., he attended Virginia State where he was named to the Associated Press Little All-America team. He also earned all-conference honors and was recognized as 'Virginia Smart College Lineman of the Year' in 1971.

Larry and his wife, Colleen, have a son, Larry Jr. (10/26/69), who lives in Orange County, Calif.

BROOKS' COACHING CAREER

- 1983-90 Los Angeles Rams
Assistant Defensive Line
- 1992-93 Virginia State
Assistant Coach
- 1994-98 Green Bay Packers
Defensive Line

JERRY COLQUITT **OFFENSIVE QUALITY CONTROL**



SEAHAWKS
EXPERIENCE:
1ST YEAR
NFL
EXPERIENCE:
1ST YEAR

Named to his current position on February 5, 1999, Jerry Colquitt joins the Seahawks following a brief stint as the University of Mississippi's director of recruiting a position he held for two months. As offensive quality control coach, Colquitt will help with many of the "behind-the-scene" aspects of preparation, including video study of opponents and self scouting.


Colquitt, a former University of Tennessee quarterback, served as a graduate assistant for the Volunteers from 1996-98.

As a player, Colquitt played in 21 games as a back-up quarterback where he completed 36-of-60 passes for 454 yards and five touchdowns. He went to training camp with the Carolina Panthers in 1995 and saw action with the NFL Europe League's Frankfurt Galaxy in 1997.

Born on June 26, 1972 in Oak Ridge, Tennessee. Attended Oak Ridge High School. Lives in Kirkland.

COLQUITT'S COACHING CAREER

- 1996 University of Tennessee
Graduate Assistant



NOLAN CROMWELL

WIDE RECEIVERS



SEAHAWKS
EXPERIENCE:
1ST YEAR
NFL
EXPERIENCE:
9TH YEAR

Named to his current position on January 14, 1999, Nolan Cromwell enters his 20th NFL season; the first 11 as a Pro Bowl-caliber safety and the last eight as an assistant coach.

In 1998, Cromwell coached the Green Bay Packers' wide receiver under Mike Holmgren, after serving as special teams coach from 1992-97.

Cromwell's receiving corps included Pro Bowl standout Antonio Freeman who established career-highs leading the NFL with 1,424 yards on 84 receptions. Overall, the Packers passing game accounted for 33 touchdowns while helping guide the team to a sixth-consecutive postseason appearance.

Before taking over the wide receivers, Cromwell coached Green Bay's aggressive special teams units. One of the league's most feared punt return teams, the Packers paced the NFL in 1996 with a 15.1-yard return average. That year, his group of field position-warriors also led the league by scoring 24 points, and adding another two touchdowns in the postseason en route to a Super Bowl XXXI victory. On five different weekends in the '96 season, one of Cromwell's players was honored as Special Teams Player of the Week.

Prior to taking on duties with the Packers, Cromwell coached on John Robinson's Los Angeles Rams staff as a defensive & special teams assistant in 1991.

A second-round draft choice by the Rams in 1977, Cromwell played his entire 11-year career for Los Angeles, earning four Pro Bowl berths, an NFC Defensive Player of the Year award (Kansas City 101) in 1980, and an NFL Defensive Back of the Year award (Football Digest) in 1984.

He ended his Rams career as the team's all-time leader in interception return yardage with 671 yards on 37 picks. He was also a member of the Rams' Super Bowl XIV team following the 1979 season.

An all-American wishbone quarterback at Kansas, Cromwell established an NCAA rushing record for quarterbacks with 294 yards as a junior, after playing safety his first two collegiate seasons. Also, an accomplished decathlete in track.

Born on January 30, 1955, in Kansas, Nolan and his wife, Mary, have two children-Lance (6/15/86) and Jennifer (4/13/88).

CROMWELL'S COACHING CAREER

- 1991 Los Angeles Rams
Defense/Special Teams Assistant
- 1992-97 Green Bay Packers
Special Teams
- 1998 Green Bay Packers
Wide Receivers

KEN FLAJOLE

DEFENSIVE BACKS



SEAHAWKS
EXPERIENCE:
1ST YEAR
NFL
EXPERIENCE:
2ND YEAR

Hired to his current position on January 14, 1999, the Seattle native embarks on his second year as an NFL assistant coach. Having spent all 21 years of his coaching career among the college ranks, including short tenures at Pacific Lutheran (1977-78) in Tacoma and the University of Washington (1979), Flajole broke into the league in 1998 with the Green Bay Packers as Mike Holmgren's defensive assistant/quality control coach.

Taking over a Seahawks secondary that has produced a Pro Bowler each of the past two seasons (Darryl Williams 1997, Shawn Springs 1998), he will enhance a defensive backfield that contributed to a team record for interceptions returned for touchdowns (8), tops in the NFL while finishing second in interceptions (24).

Flajole joined the Packers in 1998 after having served as the University of Nevada's co-defensive coordinator/secondary coach for two seasons (1996-97) in which his '96 defense finished first in the conference in total defense, scoring defense and passing defense.

Prior to his duties in Nevada, he held coaching positions at seven other universities beginning with his alma mater PLU before moving to Washington. Other stops included Montana (1980-85), Texas-El Paso (1986-88), Missouri (1989-93), Richmond (1993-94) and Hawaii (1995) holding defensive coordinator positions at Richmond and Montana.

An all-conference linebacker, first at Wenatchee Valley Community College, then at Pacific Lutheran, Flajole earned a B.S. degree in education from PLU in 1976. He was born October 4, 1954, in Seattle.

He and his wife, Teri, have two daughters - Kelly (2/11/82) and Kori (1/16/84).

FLAJOLE'S COACHING CAREER

1977-78 Pacific Lutheran University (Tacoma, Wa.)

Defensive Line/Linebackers

1979 University of Washington

Graduate Assistant/Defensive Backs

1980-83 University of Montana

Defensive Backs/Linebackers

1984-85 University of Montana

Defensive Coordinator/Linebackers

1986-88 University of Texas El Paso

Defensive Backs

1989-93 University of Missouri

Defensive Backs/Outside Linebackers

1994 University of Richmond

Defensive Coordinator/Linebackers

1995 University of Hawaii

Defensive Backs

1996-97 University of Nevada

Co-Defensive Coordinator/Defensive Backs

1998 Green Bay Packers

Defensive Assistant/Quality Control

KENT JOHNSTON

STRENGTH & CONDITIONING



SEAHAWKS

EXPERIENCE:

1ST YEAR

NFL

EXPERIENCE:

13TH YEAR


Named to his current position on January 14, 1999, Kent Johnston begins his third decade of coaching collegiate and professional athletes in strength, conditioning and nutrition.

Johnston originally joined head coach Mike Holmgren in Green Bay where he served in a similar capacity from 1992-98. One of his primary duties entailed the rehabilitation of injured players, while also serving as a resource for developing nutrition programs that varied for each individual.

In 1997, Johnston was honored as "Strength and Conditioning Coach of the Year" by the Professional Football Strength and Conditioning Coaches' Society.

A unique aspect of Johnston's conditioning program has been the implementation of a karate class to increase both the cardiovascular capacity and coordination.

Prior to joining the Packers, Johnston spent five years (1987-91) in the weight room of the



Tampa Bay Buccaneers, where he was hired by head coach Ray Perkins.

From 1983-86, he was a member of Perkins' University of Alabama staff where he helped develop NFL linebackers Cornelius Bennett and Derrick Thomas.

Johnston began his coaching career at Teague High School in Texas (1978) before entering the collegiate ranks at Northwestern (La.) State (1979). He spent two years at Northeast Louisiana (1980-81) and one year at Willis High in Texas (1982) before joining the Crimson Tide staff.


A graduate of Stephen F. Austin where he played defensive back, Johnston earned his master's degree in physical education from Alabama in 1984.

Born February 21, 1956, in Mexia, Texas, Kent and his wife, Pam, have three sons-Kody (5/7/92), Clay (8/8/96) and Cade (6/24/98).

JOHNSTON'S COACHING CAREER

1978	Teague High (Teague, Texas)
1979	Northwest Louisiana State <i>Strength & Conditioning</i>
1980-81	Northeast Louisiana State <i>Strength & Conditioning</i>
1982	Willis High (Willis, Texas) <i>Assistant Coach</i>
1983-84	University of Alabama <i>Graduate Assistant</i>
1985-86	University of Alabama <i>Strength & Conditioning</i>
1987-91	Tampa Bay Buccaneers <i>Strength & Conditioning</i>
1992-98	Green Bay Packers <i>Strength & Conditioning</i>

JIM LIND LINEBACKERS



**SEAHAWKS
EXPERIENCE:
1ST YEAR
NFL
EXPERIENCE:
8TH YEAR**

Named to his current position January 14, 1999, Lind enters his eighth year as an NFL coach and first with the Seahawks having spent the previous four seasons as the Green Bay Packers linebackers coach under Mike Holmgren.

Lind's 1998 linebacking corp helped the Packers defense finish fourth in the NFL limiting opponents to just 281.7 yards a game while plugging holes for a bare 90.1 opponent rushing average.

Breaking into the NFL as a defensive assistant/quality control coach in 1992 under Holmgren. This was the second time Lind crossed paths with Holmgren, previously coaching together at Brigham Young University while Lind was a graduate assistant in 1981-82.

Before breaking into the professional ranks, he served nine years as a collegiate head coach, most recently at Wisconsin-Eau Claire (1987-91). Lind enjoyed his most success while a head coach at the University of Minnesota-Morris (1983-86) where he directed the Cougars to two Northern Intercollegiate Conference championships earning NIC 'Coach of the Year' in 1984 and NAIA District 13 'Coach of the Year' in 1986.

He began his collegiate coaching career as a graduate assistant at St. Cloud State (1977) before earning the offensive coordinator job there in 1978. He then moved to nearby St. Johns University (1979-80) before crossing paths with Holmgren at BYU as a graduate assistant (1981-82).

Lind entered coaching in 1974 as head football coach at Underwood (Minn.) High School holding that position until joining St. Cloud State.

Lind played three years of collegiate football as a linebacker his freshman year at Bethel College, before moving to Bemidji State, where he earned his undergraduate degree, playing two years at defensive back.

Later earning his master's degree at St. Cloud State and Doctorate in Professional Leadership in Physical Education and Athletics at BYU, Lind was born November 11, 1947, in Isle, Minnesota.

Lind and his wife, Cindy, have two sons - Erik (1/6/87) and Bryan (1/31/90).

LIND'S COACHING CAREER

1974-76	Underwood High (Underwood, Minnesota) <i>Head Coach</i>
1977	St. Cloud State (Minnesota) <i>Graduate Assistant</i>
1978	St. Cloud State (Minnesota) <i>Offensive Coordinator</i>
1979-80	St. John's University <i>Defensive Coordinator</i>
1981-82	Brigham Young University <i>Graduate Assistant</i>
1983-86	University of Minnesota-- Morris <i>Head Coach</i>
1987-91	University of Wisconsin-- Eau Claire <i>Head Coach</i>
1992-94	Green Bay Packers <i>Defensive Assistant/Quality Control</i>
1995-98	Green Bay Packers <i>Linebackers</i>



CLAYTON LOPEZ
DEFENSIVE QUALITY CONTROL



SEAHAWKS
EXPERIENCE:
1ST YEAR
NFL
EXPERIENCE:
1ST YEAR

Named to his current position on February 5, 1999, Clayton Lopez joins the Seahawks staff following a four-year term at the University of Nevada. As defensive quality control coach, Lopez will help with many of the "behind-the-scene" aspects of preparation, including video study of opponents and self scouting.

Lopez began his coaching career as a graduate assistant at his alma mater Nevada from 1995-96, before joining the Wolf Pack staff as a full-time assistant as the running backs coach and recruiting coordinator from 1997-98.

A former safety at Nevada, Lopez helped guide the team to three conference titles from 1991-94, finishing his career with 150 tackles and three interceptions. He finished third on the team with 78 stops his senior year.

Born on May 26, 1971, in Los Angeles, Lopez was a three-sport letterman in football, basketball and track at Serra High in Gardena, California.

**LOPEZ' COACHING
CAREER**

- 1995-96 University of Nevada
Graduate Assistant
- 1997-98 University of Nevada
Running Backs/Recruiting Coordinator

TOM LOVAT
ASST. HEAD COACH/OFFENSIVE LINE



SEAHAWKS
EXPERIENCE:
1ST YEAR
NFL
EXPERIENCE:
20TH YEAR

Named to his current position on January 14, 1999, Lovat enters his 20th year as an NFL coach and 38th overall.

Lovat follows Mike Holmgren to Seattle from Green Bay where he spent the last seven years as the Packers offensive line coach. His 1998 unit helped lead the way for an offense that ranked fifth in the league with a 352.3-yard average. His blockers protected Brett Favre allowing him to rank first in the NFL in passing yards with 4,212 and third in touchdown passes with 31.

Lovat's front line allowed Favre to lead the league in passing yards from 1993-98 with 20,273 (4,054 avg. per year) and in touchdown passes with 176 (35.2 avg. per year) earning the league's MVP in 1996 and '97. He did not miss behind Lovat's offensive line from 1992-98.

Lovat's 1997 front five established a club record for the fewest sacks allowed with 26 since the NFL adopted the 16-game schedule in 1978. That unit also guided the Packers to 1,909 rushing yards, the Packer's highest total since 1985 producing Pro Bowler Dorsey Levens who ran for 1,435, just 39 yards off of the team record.

Originally breaking in the NFL with the Packers in 1980 under Bart Starr, he moved to the St. Louis Cardinals (1981-84) as their offensive line coach. Was the assistant head coach--offense

with the Indianapolis Colts (1985-88), before joining the Phoenix Cardinals (1990-91).

College coaching stops include Utah (1967, 1972-76), including the position of head coach for the Utes from 1974-76, Idaho State (1968-70), Stanford (1977-79) and Wyoming (1989).

First professional coaching job came as defensive coach with the Saskatchewan Roughriders (1971) of the Canadian Football League.

Born December 28, 1938, in Bingham Canyon, Utah, Lovat graduated from the University of Utah, where he earned three letters in football and baseball. Lovat also obtained his master's degree from Utah.


Attended Bingham High, in Bingham Canyon, Utah. Began his coaching career at Mt. Eden High in Hayward, California and also coached at Jordan High in Sandy, Utah and Hillcrest High in Midvale, Utah.

Tom and his wife, Lyn, have three grown children - a daughter, Johna Rae Griesse, and two sons, Matthew and Mark, the assistant strength coach of the Green Bay Packers.

LOVAT'S COACHING CAREER

1967	University of Utah <i>Defensive Line</i>
1968-70	Idaho State <i>Offensive Secondary/Offensive Line</i>
1971	Saskatchewan Roughriders (CFL) <i>Defensive Coordinator</i>
1972-73	University of Utah <i>Defensive Line</i>
1974-76	University of Utah <i>Head Coach</i>
1977-79	Stanford University <i>Offensive Line</i>
1980	Green Bay Packers <i>Offensive Line</i>
1981-84	St. Louis Cardinals <i>Offensive Line</i>
1985-88	Indianapolis Colts <i>Assistant Head Coach/Offense</i>
1989	University of Wyoming <i>Offensive Line</i>
1990-91	Phoenix Cardinals <i>Offensive Line</i>
1992-98	Green Bay Packers <i>Offensive Line</i>

STUMP MITCHELL RUNNING BACKS



SEAHAWKS
EXPERIENCE:
1ST YEAR
NFL
EXPERIENCE:
1ST YEAR

Named to his current position on January 28, 1999, Stump Mitchell enters his first NFL season, following three years as head coach at Morgan State University.

Mitchell joined the MSU staff in 1995 as offensive coordinator, earning a promotion to head coach the following year. In Mitchell's first two seasons the team compiled a 7-14 record, which was the best two-year mark in 16 years. Under Mitchell's tutelage, the Bears boasted a strong rushing attack, that averaged 148.9-yards per game in 1997.

A ninth-round draft choice by the St. Louis Cardinals in 1981, Mitchell spent his entire nine-year career (1981-89) with the Cardinals, ranking as one of the team's all-time great running backs and kick returners. With a 5.6-yard rushing average as a rookie, Mitchell earned All-Rookie honors from Pro Football Weekly.

Mitchell still ranks as the Cardinals' all-time leader in combined yardage with 11,988 yards and ranks second with 4,649 yards rushing on 986 attempts and 32 touchdowns.

Throughout his career, Mitchell posted 14, 100-yard games and finished with a 4.7-yard average, which ranks second in the team record book, as does his 156 career punt returns. His 177 kickoff returns for 4,007 yards are both Cardinals records.

In 1984, Mitchell earned All-NFC honors as a kickoff returner, by Pro Football Weekly. On November 17, 1985, Mitchell had a single-game high with 179 yards against the Philadelphia Eagles, which ranks as the team's fifth highest single-game total.

Mitchell's coaching career began in the spring of 1991, when he served as an assistant coach on the NFL Europe League's San Antonio Rough Riders' staff. He then accepted a position as the head coach at Casa Grande High (1991-94) in Phoenix, Arizona, where he led the team to a playoff berth in his second year.


For his community service, he was honored with the Chuck Drulis Award in 1982 and the Byron "Whizzer" White humanitarian award in 1984.

Mitchell was born on March 15, 1959, in St. Mary's, Georgia.

MITCHELL'S COACHING CAREER

- 1991 San Antonio Rough Riders (NFLFL)
Running Backs
- 1991-94 Casa Grande High (Phoenix, Arizona)
Head Coach
- 1995-98 Morgan State
Offensive Coordinator

DICK ROACH DEFENSIVE ASSISTANT



**SEAHAWKS
EXPERIENCE:
1ST YEAR
NFL
EXPERIENCE:
18TH YEAR**

Named to his current position on June 8, 1999, Dick Roach returns to the National Football League for his 18th season, following a one-year hiatus.

From 1987-1997, he served as a defensive assistant with the Buffalo Bills, which included four consecutive Super Bowl appearances, and a number one ranked defensive squad in 1988. His primary responsibility with the Bills was the defensive secondary.

Prior to his 11-year tenure in Buffalo, Roach coached the secondary of the Tampa Bay Buccaneers from 1985-86.

Roach was a member of Marv Levy's original staff with the Kansas City Chiefs from 1978-80, and spent a year (1981) coaching the secondary of the New England Patriots.

Other professional coaching stops include the USFL's Michigan Panthers from 1983-84 and the CFL's Montreal Alouettes from 1976-77. As defensive coordinator of the Alouettes in 1977, Roach helped guide the team to a Gray Cup Championship, and a league-high 32 interceptions.

Before entering the professional ranks, Roach coached at Washington State (1974-75), Fresno State (1973), Wyoming (1971-72), Oregon State

(1970) and Montana State (1966-69). He served as defensive coordinator at both Fresno State and Wyoming.


Earned Little All-American selection as a four-year starter at Black Hills State College.

Born in Rapid City, South Dakota on August 23, 1937, Dick and his wife (Laverne) have one daughter, Stacy Ann (1/18/64) and two sons, E.T. (10/15/59) and Matt (6/17/61).

ROACH'S COACHING CAREER

- 1966-69 Montana State
Assistant Coach
- 1970 Oregon State
Assistant Coach
- 1971-72 Wyoming
Defensive Coordinator
- 1973 Fresno State
Defensive Coordinator
- 1974-75 Washington State
Assistant Coach
- 1976-77 Montreal Alouettes (CFL)
Defensive Coordinator
- 1978-80 Kansas City Chiefs
Defensive Backs
- 1981 New England Patriots
Defensive Backs
- 1983-84 Michigan Panthers (USFL)
Assistant Coach
- 1985-86 Tampa Bay Buccaneers
Defensive Backs
- 1987-97 Buffalo Bills
Defensive Backs

MIKE SHEPPARD QUARTERBACKS



**SEAHAWKS
EXPERIENCE:
1ST YEAR
NFL
EXPERIENCE:
7TH YEAR**

Named to his current position on January 19, 1999, Sheppard enters his seventh season as an assistant coach in the NFL.

Prior to joining Mike Holmgren's staff in Seattle, he served two seasons (1997-98) as the offensive coordinator/wide receivers coach of the San Diego Chargers. Last season, he helped

bring rookie quarterback Ryan Leaf into the NFL as an assistant under Kevin Gilbride and June Jones.

Sheppard took over an offense that averaged just 82.0 yards rushing in 1996, and improved that to 108.0 yards on the ground in 1998.

An original staff member of the Baltimore Ravens in 1996, Sheppard coached the wide receivers and was also responsible for the play calling of an offense that ranked third in the NFL averaging 357.7 yards and the second-best passing attack at 248.6 yards per game.

Sheppard entered the NFL with the Cleveland Browns in 1993, where he coached the tight ends for one season, and the wide receivers from 1994-95, under head coach Bill Belichick. Under Sheppard's guidance, 1994 first-round draft choice Derrick Alexander became one of the league's top scoring threats and helped pace the '94 squad to an 11-5 record and a 1-1 mark in the playoffs.

Before entering the NFL, Sheppard was offensive coordinator/quarterbacks coach at the University of California in 1992, under former Seahawks coach Keith Gilbertson. The Golden Bears finished with the second-best yardage total in the Pac 10 that year.

Prior to joining the Cal staff, Sheppard spent eight years as a college head coach at New Mexico (1987-91) and Long Beach State (1984-86).

Sheppard's other coaching stops include Kansas (1983) as offensive coordinator/quarterbacks, Long Beach State (1982) as quarterbacks, Idaho State (1980-81) as quarterbacks and receivers, U.S. International (1979) as offensive coordinator/quarterbacks, Brigham Young (1977-78) as a graduate assistant and his alma mater Cal Lutheran (1974-76) as receivers coach.

Born on October 29, 1951, in Tulsa, Oklahoma, Sheppard earned a teaching credential in 1975 and a master's degree in physical education from Brigham Young in 1982. He attended John Burroughs High in Burbank, California.

Mike and his wife, Cathie, have four children--Chrissi (4/2/79), Brian (1/14/83), Shelby (8/5/88), and Macall (5/23/91).

SHEPPARD'S COACHING CAREER

- 1974-76 Cal Lutheran
Wide Receivers
- 1977-78 Brigham Young University
Graduate Assistant
- 1979 U.S. International (San Diego)
Offensive Coordinator/Quarterbacks
- 1980-81 Idaho State
Quarterbacks/Wide Receivers
- 1982 Long Beach State

- Quarterbacks*
- 1983 University of Kansas
Offensive Coordinator/Quarterbacks
- 1984-86 Long Beach State
Head Coach
- 1987-91 University of New Mexico
Head Coach
- 1992 University of California
Offensive Coordinator/Quarterbacks
- 1993-95 Cleveland Browns
Tight Ends
- 1996 Baltimore Ravens
Wide Receivers
- 1997-98 San Diego Chargers
Offensive Coordinator/Quarterbacks

ROD SPRINGER

ASST. STRENGTH & CONDITIONING



**SEAHAWKS
EXPERIENCE:
1ST YEAR
NFL
EXPERIENCE:
1ST YEAR**

Rod Springer enters his first year in the professional ranks after being named to his current position February 18, 1999.

Springer reunites with head strength and conditioning coach Kent Johnston for whom he served as a graduate assistant at the University of Alabama in 1985-86.


The last 12 years Springer has coached among the high school ranks in Texas as an assistant football coach and powerlifting coach at six different schools, most recently spending one year at Grand View High School. First coaching job came in 1987 at Itasca High in Itasca, Texas. After changing schools three times, the fifth stop on his high school coaching tour was at Nixon-Smiley High in 1995 where he was an assistant football coach and head track and powerlifting coach. While at Nixon-Smiley, Springer consistently sent his powerlifters to regional qualifiers.

A 1984 graduate of Tarrleton State in Stephenville, Texas, Springer earned a degree in Business Administration.

Born September 19, 1960, in Oklahoma City, he grew up in Waco, Texas. Rod and his wife, Sara, have two children--Hope and Blake.

BOB ZEMAN

DEFENSIVE ASSISTANT



SEAHAWKS
EXPERIENCE:
1ST YEAR
NFL
EXPERIENCE:
22ND YEAR

Bob Zeman enters his 21st year as an assistant coach in the NFL and his 29th year in football, after being named to his current position June 24, 1999.

Following a two-year coaching hiatus, Zeman re-enters the NEL as a Defensive Assistant with the Seahawks. His last coaching tenure was as linebackers coach with the San Francisco 49ers from 1989-93 when Seahawks' Head Coach Mike Holmgren was the 49ers' offensive coordinator from 1989-91.

Zeman, 62, has served as an assistant with four NFL teams during his coaching career.

He broke into the league with the Oakland Raiders as the team's defensive backs coach from 1971-77.

Zeman coached the linebackers for the Denver Broncos from 1978-82, before serving one year (1983) as the defensive coordinator/linebackers coach for the Buffalo Bills.

He returned to coach the linebackers for the

Raiders from 1984-86.

He spent two years in the NFL Europe League as the London Monarchs defensive coordinator.

Before joining the 49ers' coaching staff, Zeman worked in San Francisco's scouting department in 1987, and in the scouting department of the Kansas City Chiefs in 1988.

Captain of Wisconsin's 1959 Big Ten Championship team, he began his coaching career with Northwestern (1968-69), before serving one year on the coaching staff at his alma mater Wisconsin (1970).

Zeman played pro football for seven years with the Chargers (1960-61, 1965-66) and the Broncos (1962-64).

Born in Geneva, Ill., he and his wife, Kathy, have four grown children: Clarke, Eddie, Don and Jennifer.

ZEMAN'S COACHING CAREER

- 1968-69 Northwestern University
Assistant Coach
- 1970 University of Wisconsin
Assistant Coach
- 1971-77 Oakland Raiders
Defensive Backs
- 1978-82 Denver Broncos
Linebackers
- 1983 Buffalo Bills
Defensive Coordinator/Linebackers
- 1984-86 Oakland Raiders
Linebackers
- 1989-93 San Francisco 49ers
Linebackers
- 1995-96 London Monarchs (NFL/EL)
Defensive Coordinator



1999 ALPHA ROSTER

No	Name	Pos.	Ht.	Wt.	D.O.B.	Exp.	College	Hometown	Acquired
98	Adams, Sam	DT	6-3	300	06/13/73	6	Texas A&M	Houston, Tx.	D1-'94
54	Amundson, Josh	LB	6-1	241	08/27/75	R	Wyoming	Twin Falls, Id.	FA-'99
87	Bailey, Karsten	WR	5-10	201	04/26/77	R	Auburn	Newnan, Ga.	D3(b)-'99
75	Ballard, Howard	T	6-6	325	11/03/63	12	Alabama A&M	Ashland, Al.	UFA(Buf)-'94
63	Beece, Frank	G	6-4	296	05/01/73	4	Panhandle State	Antioch, Ca.	FA-'96
20	Bellamy, Jay	S	5-11	199	07/08/72	5	Rutgers	Aberdeen, NJ	FA-'94
29	Black, Michael	RB	5-11	206	05/03/74	1	Washington State	Los Angeles, Ca.	FA-'98
60	Bloodom, Greg	C	6-6	278	11/15/72	3	Cornell	Elmhurst, Il.	FA-'98
94	Brown, Chad	LB	6-2	240	07/12/70	7	Colorado	Altadena, Ca.	UFA(Pit)-'97
23	Brown, DeAuntae	CB	5-10	195	04/28/74	2	Central State	Detroit, Mi.	FA-'99
34	Brown, Reggie	FB	6-0	244	06/26/73	4	Fresno State	Detroit, Mi.	D3b-'96
55	Butler, Hillary	LB	6-2	244	01/05/71	2	Washington	San Francisco, Ca.	FA-'99
90	Cochran, Antonio	DE	6-4	297	06/21/76	R	Georgia	Montezuma, Ga.	D4-'99
25	Collins, Mark	S	5-10	196	01/16/64	14	Cal St. Fullerton	San Bernardino	FA-'98
65	Corbett, Mondell	G	6-2	308	02/11/77	R	East Carolina	Yanceyville, NC	FA-'99
93	Daniels, Phillip	DE	6-5	263	03/04/73	4	Georgia	Donalsonville, Ga.	D4a-'96
81	Dawkins, Sean	WR	6-4	218	02/03/71	7	California	Sunnyvale, Ca.	UFA(NO)-'99
43	Eloms, John	CB	5-10	183	04/04/76	2	Indiana	Fort Wayne, In.	FA-'98
86	Fauria, Christian	TE	6-4	245	09/22/71	5	Colorado	Encino, Ca.	D2-'95
10	Feagles, Jeff	P	6-1	207	03/07/66	12	Miami	Anaheim, Ca.	UFA(Arz)-'98
13	Foley, Glenn	QB	6-2	220	10/10/70	6	Boston College	Cherry Hill, NJ	Trade (NYJ)-'99
48	French, Rufus	TE	6-3	257	03/15/78	R	Mississippi	Amory, Ms.	FA-'99
76	Frier, T.J.	DT	6-2	307	08/17/77	R	Memphis	Newbern, Tn.	FA-'99
84	Galloway, Joey	WR	5-11	188	11/20/71	5	Ohio State	Bellaire, Oh.	D1-'95
53	Glover, Kevin	C	6-2	282	06/17/63	15	Maryland	Columbia, Md.	UFA(Det)-'98
44	Goolsby, Brian	RB	6-1	251	12/31/76	R	Kansas State	Dodge City, Ks.	FA-'99
62	Gray, Chris	G	6-4	305	06/19/70	7	Auburn	Birmingham, Al.	UFA(Chi)-'98
35	Gray, Oscar	FB	6-1	255	08/07/72	3	Arkansas	Houston, Tx.	FA-'99
30	Green, Alhman	RB	6-0	213	02/16/77	2	Nebraska	Omaha, Ne.	D3-'98
68	Habib, Brian	G	6-7	299	12/02/64	12	Washington	Ellensburg, Wa.	UFA(Den)-'98
40	Hickl, Matt	DB	6-1	201	09/26/75	R	Tx.-Kingsville	Friendswood, Tx.	FA-'99
47	Hill, James	TE	6-3	246	10/25/74	R	Abilene Christian	Riverhead, NY	FA-'99
39	Hinton, Jay	RB	5-11	203	02/28/76	R	Morgan State	Phoenix, Az.	FA-'99
91	Holmes, Gary	DT	6-6	320	03/01/76	R	Washington State	Lacey, Wa.	FA-'99
5	Huard, Brock	QB	6-5	228	04/15/76	R	Washington	Puyallup, Wa.	D3(a)-'99
18	Jackson, Chris	WR	6-1	203	02/26/75	1	Washington State	Santa Ana, Ca.	FA-'99
19	Jenkins, Michael	WR	6-3	191	08/25/74	1	Hampton	Portsmouth, Va.	FA-'98
41	Johnson, Dustin	FB	6-2	236	08/05/73	1	Brigham Young	Eagar, Az.	FA-'99
21	Johnson, Steve	CB	5-10	178	03/24/76	R	Tennessee	Powder Springs, Ga.	D6-'99
71	Jones, Walter	T	6-5	300	01/19/74	3	Florida State	Alliceville, Al.	D1b-'97
82	Jordan, Charles	WR	5-11	185	10/09/69	7	Long Beach CC	Inglewood, Ca.	FA-'99
28	Joseph, Kerry	S	6-2	205	10/04/73	3	McNeese State	New Iberia, La.	FA-'98
66	Kendall, Pete	G	6-5	292	07/09/73	4	Boston College	Weymouth, Ma.	D1-'96
96	Kennedy, Cortez	DT	6-3	306	08/23/68	10	Miami	Wilson, Ar.	D1a-'90
92	King, Lamar	DE	6-3	294	08/10/75	R	Saginaw Valley St.	Boston, Ma.	D1-'99
7	Kitna, Jon	QB	6-2	217	09/21/72	3	Central Wash.	Tacoma, Wa.	FA-'96
4	Kohl, Jamie	K	5-11	211	07/11/77	R	Iowa State	Waukesha, Wi.	FA-'99
14	Kreinhagen, Kevin	QB	6-2	219	09/15/76	R	Indianapolis	Seymour, Id.	FA-'99
99	LaBounty, Matt	DE	6-4	275	01/03/69	7	Oregon	Novato, Ca.	T(GB)-'96
56	Logan, James	LB	6-2	225	12/06/72	5	Memphis	Opp, Al.	W(Cin)-'95
88	May, Deems	TE	6-4	263	03/06/69	8	North Carolina	Lexington, NC	UFA(SD)-'97
52	McEndoo, Jason	C	6-5	315	02/25/75	2	Washington State	Cosmopolis, Wa.	D7-'98
26	McGill, Lenny	CB	6-1	202	05/31/71	6	Arizona State	Escondido, Ca.	FA-'99
49	Mili, Iulio	TE	6-4	265	04/20/73	3	Brigham Young	Laie, Ha.	D6-'97
8	Moorman, Brian	P	6-1	170	02/05/76	R	Pittsburg St.	Sedgwick, Ks.	FA-'99
50	Myles, DeShone	LB	6-2	235	10/31/74	2	Nevada	Las Vegas, Nv.	D4-'98
67	Nance, Jonathan	DE	6-4	257	02/18/75	R	Washington State	Miami, Fl.	FA-'99
97	Parker, Riddick	DT	6-3	274	11/20/72	3	North Carolina	Southampton, Va.	FA-'96
2	Peterson, Todd	K	5-10	177	02/04/70	5	Georgia	Valdosta, Ga.	FA-'95
85	Pritchard, Mike	WR	5-10	193	10/26/69	9	Colorado	Las Vegas, Nv.	FA-'96
42	Riddick, Louis	S	6-2	210	03/15/69	7	Pittsburgh	Quakertown, Pa.	FA-'99
57	Rogers, Brian	LB	6-2	239	08/25/76	R	Oregon State	Missouri City, Tx.	FA-'99
31	Rogers, Charlie	WR	5-9	179	06/19/76	R	Georgia Tech	Cliffwood, NJ	D5(b)-'99
51	Simmons, Anthony	LB	6-0	230	06/20/76	2	Clemson	Spartanburg, S.C.	D6-'91
70	Stclair, Michael	DE	6-4	275	01/31/68	9	Eastern N.M.	Beaumont, Tx.	D6-'99
59	Smith, Darrin	LB	6-1	230	04/15/70	7	Miami	Miami, Fl.	UFA(Phil)-'98
24	Springs, Shawn	CB	6-0	195	03/11/75	3	Ohio State	Silver Springs, Md	D1a-'97
58	Strey, Derek	LB	6-2	247	10/26/74	1	Eastern Wash.	Port Orchard, Wa.	FA-'98
38	Strong, Mack	FB	6-0	235	09/11/71	6	Georgia	Columbus, Ga.	FA-'93
22	Thomas, Fred	CB	5-9	172	09/11/73	4	Tennessee-Martin	Bruce, Ms.	D2-'96
78	Thomas, Kevin	DT	6-2	310	03/28/74	R	Delta State	Hammond, La.	FA-'99
32	Watters, Ricky	RB	6-1	217	04/07/69	9	Notre Dame	Harrisburg, Pa.	UFA(Phil)-'98
69	Wedderburn, Floyd	T	6-5	333	05/05/76	R	Penn State	Upper Darby, Pa.	D5(a)-'99
74	Weiner, Todd	T	6-4	300	09/16/75	2	Kansas State	Coral Springs, Fl.	D2-'98
33	Williams, Darryl	S	6-0	202	01/08/70	8	Miami	Hialeah, Fl.	UFA(Cin)-'96
79	Williams, Grant	T	6-7	323	05/10/74	4	Louisiana Tech	Clinton, Ms.	FA-'96
27	Williams, Willie	CB	5-9	180	12/26/70	7	Western Carolina	Columbia, SC	UFA(Pit)-'97
95	Willis, James	LB	6-2	237	09/02/72	7	Auburn	Huntsville, Al.	FA-'99
83	Wilson, Robert	WR	5-11	176	06/23/74	3	Florida A&M	Monticello, Fl.	FA-'99


1999 NUMERICAL ROSTER


No.	Name	Pos.	Ht.	Wt.	Age	Exp	College	Hometown	How Acq.
2	Todd Peterson	K	5-10	177	29	5	Georgia	Valdosta, Ga.	FA-'95
4	Jamie Kohl	K	5-11	211	22	R	Iowa State	Waukesha, WI.	FA-'99
5	Brock Huard	QB	6-5	228	23	R	Washington	Puyallup, Wa.	D3(a)-'99
7	Jon Kita	QB	6-2	217	26	3	Central Washington	Tacoma, Wa.	FA-'96
8	Brian Moorman	P	6-1	170	23	R	Pittsburg St.	Sedgwick, Ks.	FA-'99
10	Jeff Feagles	P	6-1	208	33	12	Miami	Phoenix, Az.	UFA(Arz)-'98
13	Glenn Foley	QB	6-2	220	28	6	Boston College	Cherry Hill, NJ	Trade (NYJ)-'99
14	James Kreinhagen	QB	6-2	219	23	R	Indianapolis	Seymour, ID.	FA-'99
18	Chris Jackson	WR	6-1	203	24	1	Washington State	Santa Ana, Ca.	FA-'99
19	Michael Jenkins	WR	6-3	191	24	1	Hampton	Portsmouth, Va.	FA-'98
20	Jay Bellamy	S	5-11	199	27	6	Rutgers	Aberdeen, NJ	FA-'94
21	Steve Johnson	CB	5-10	178	23	R	Tennessee	Powder Springs, Ga.	D6-'99
22	Fred Thomas	CB	5-9	172	25	4	Tennessee-Martin	Bruce, Mis.	D2-'96
23	DeAuntae Brown	CB	6-0	200	25	1	Central State	Detroit, Mi.	FA-'99
24	Shawn Springs	CB	6-0	195	24	3	Ohio State	Silver Springs, Md.	D1a-'97
25	Mark Collins	S	5-10	196	35	14	Cal State Fullerton	San Bernardino, Ca.	FA-'98
26	Lenny McGill	CB	6-1	202	28	6	Arizona State	Escondido, Ca.	FA-'99
27	Willie Williams	CB	5-9	180	29	7	Western Carolina	Columbia, SC	UFA(Pit)-'97
28	Kerry Joseph	S	6-1	205	25	3	McNeese State	New Iberia, La.	FA-'98
29	Michael Black	RB	5-11	206	25	1	Washington State	Los Angeles, Ca.	FA-'98
30	Ahman Green	RB	6-0	213	22	2	Nebraska	Omaha, Ne.	D3-'98
31	Charlie Rogers	WR	5-9	179	23	R	Georgia Tech	Cliffwood, NJ	D5(b)-'99
32	Ricky Watters	RB	6-1	217	30	9	Notre Dame	Harrisburg, PA	UFA(Phil)-'98
33	Darryl Williams	S	6-0	202	29	8	Miami	Hialeah, Fl.	UFA(Cin)-'96
34	Reggie Brown	FB	6-0	244	26	4	Fresno State	Detroit, Mi.	D3b-'96
35	Oscar Gray	FB	6-1	255	27	3	Arkansas	Houston, Tx.	FA-'99
38	Mack Strong	FB	6-0	235	27	6	Georgia	Columbus, Ga.	FA-'93
39	Jay Hinton	RB	5-11	203	23	R	Morgan State	Phoenix, Az.	FA-'99
40	Matt Hickl	DB	6-1	201	25	R	Texas-Kingsville	Friendswood, Tx.	FA-'99
41	Dustin Johnson	FB	6-2	236	26	1	Brigham Young	Eagar, Az.	FA-'99
42	Louis Riddick	S	6-2	210	30	7	Pittsburgh	Quakertown, Pa.	FA-'99
43	Joey Eloms	CB	5-10	183	23	2	Indiana	Fort Wayne, In.	FA-'98
44	Brian Goolsby	RB	6-1	251	22	R	Kansas State	Dodge City, Ks.	FA-'99
47	James Hill	TE	6-3	246	24	R	Abilene Christian	Riverhead, NY	FA-'99
48	Rufus French	TE	6-3	257	21	R	Mississippi	Amory, Ms.	FA-'99
49	Itula Mili	TE	6-4	265	26	2	Brigham Young	Laie, Ha.	D6-'97
50	DeShone Myles	LB	6-2	235	26	2	Nevada	Las Vegas, Nv.	D4-'98
51	Anthony Simmons	LB	6-0	230	23	2	Clemson	Spartanburg, SC	D1-'98
52	Jason McEndoo	C	6-5	315	23	2	Washington State	Cosmopolis, W.	D7-'98
53	Kevin Glover	C	6-2	282	36	15	Maryland	Columbia, Md.	UFA(Det)-'98
54	Josh Amundson	LB	6-1	241	22	R	Wyoming	Twin Falls, Id.	FA-'99
55	Hillary Butler	LB	6-2	244	28	2	Washington	San Francisco, Ca.	FA-'98
56	James Logan	LB	6-2	225	26	5	Memphis	Opp, Al.	W(Cin)-'95
57	Brian Rogers	LB	6-2	239	22	R	Oregon State	Missouri, City, Tx.	FA-'99
58	Derek Strey	LB	6-2	247	24	1	Eastern Washington	Port Orchard, Wa.	FA-'98
59	Darrin Smith	LB	6-1	230	29	7	Miami	Miami, Fl.	UFA(Phil)-'98
60	Greg Bloodom	C	6-6	278	27	3	Cornell	Elmhurst, Il.	FA-'98
62	Chris Gray	G	6-3	305	29	7	Auburn	Birmingham, Al.	UFA(Chi)-'98
63	Frank Beede	G	6-4	296	26	4	Panhandle State	Antioch, Ca.	FA-'96
65	Mondell Corbett	G	6-2	308	22	R	East Carolina	Yanceyville, NC	FA-'99
66	Pete Kendall	G	6-5	292	26	4	Boston College	Weymouth, Ma.	D1-'96
67	Jonathan Nance	DE	6-4	267	24	R	Washington State	Miami, Fl.	FA-'99
68	Brian Habib	G	6-7	299	34	12	Washington	Ellensburg, Wa.	UFA(Den)-'98
69	Floyd Wedderburn	T	6-5	333	24	R	Penn State	Upper Darby, Pa.	D5(a)-'99
70	Michael Sinclair	DE	6-4	275	31	9	East. New Mexico	Beaumont, Tx.	D6-'91
71	Walter Jones	T	6-5	300	25	3	Florida State	Aliceville, Al.	D1b-'97
74	Todd Weiner	T	6-4	300	25	2	Kansas State	Coral Springs, Fl.	D2-'98
75	Howard Ballard	T	6-6	325	35	12	Alabama A&M	Ashland, Al.	UFA(Buf)-'94
76	T.J. Frier	DT	6-2	307	24	R	Memphis	Newbern, Tn.	FA-'99
78	Kevin Thomas	DT	6-2	310	23	R	Delta State	Hammond, La.	FA-'99
79	Grant Williams	T	6-7	323	25	4	Louisiana Tech	Clinton, Ms.	FA-'96
81	Sean Dawkins	WR	6-4	218	28	7	California	Sunnyvale, Ca.	UFA(NO)-'99
82	Charles Jordan	WR	5-11	185	30	7	Long Beach CC	Inglewood, Ca.	FA-'99
83	Robert Wilson	WR	5-11	176	25	2	Florida A&M	Monticello, Fl.	FA-'97
84	Joey Gallaway	WR	5-11	188	27	5	Ohio State	Bellaire, Oh.	D1-'95
85	Mike Pritchard	WR	5-10	193	29	9	Colorado	Las Vegas, Nv.	FA-'96
86	Christian Fauna	TE	6-4	245	27	5	Colorado	Encino, Ca.	D2-'95
87	Karsten Bailey	WR	5-10	201	22	R	Auburn	Newnan, Ga.	D3(b)-'99
88	Deems May	TE	6-4	263	30	8	North Carolina	Lexington, NC	UFA(SD)-'97
89	Brian Blades	WR	5-11	190	34	12	Miami	Fl. Lauderdale, Fl.	D2-'88
90	Antonio Cochran	DE	6-4	297	22	R	Georgia	Montezuma, Ga.	D4-'99
91	Gary Holmes	DT	6-6	320	23	R	Washington State	Lacey, Wa.	FA-'99
92	Lamar King	DE	6-3	294	23	R	Saginaw Valley St.	Boston, Ma.	D1-'99
93	Phillip Daniels	DE	6-5	263	26	4	Georgia	Donalsonville, Ga.	D4a-'96
94	Chad Brown	LB	6-2	240	29	7	Colorado	Altadena, Ca.	UFA(Pit)-'97
95	James Willis	LB	6-2	237	27	7	Auburn	Huntsville, Al.	FA-'99
96	Cortez Kennedy	DT	6-3	306	31	10	Miami	Wilson, Ark.	D1-'90
97	Riddick Parker	DT	6-3	274	26	3	North Carolina	Southampton, Va.	FA-'96
98	Sam Adams	DT	6-3	300	26	6	Texas A&M	Houston, Tx.	D1-'94
99	Matt LaBounty	DE	6-4	275	30	7	Oregon	Novato, Ca.	T(GB)-'96

HOW BUILT

YEAR	BY DRAFT	BY TRADE/ WAIVERS	FREE AGENTS
1999	DE Lamar King (1)	QB Glenn Foley (T)	LB Josh Amundson
	QB Brock Huard (3)		G Mondell Corbett
	WR Karsten Bailey (3)		CB DeAuntae Brown
	DE Antonio Cochran (4)		WR Sean Dawkins
	T Floyd Wedderburn (5)		TE Rufus French
	WR/KR Charlie Rogers (5)		DT T.J. Frier
CB Steve Johnson (6)		RB Brian Goolsby	
		CB Matt Hickl	
		TE James Hill	
		RB Jay Hinton	
		DT Gary Holmes	
		WR Michael Jenkins	
		FB Dustin Johnson	
		WR Charles Jordan	
		K Jamie Kohl	
		QB Kevin Kreinhagen	
		CB Lenny McGill	
		P Brian Moorman	
		DE Jonathan Nance	
		S Louis Riddick	
		LB Brian Rogers	
		LB Derek Strey	
		DT Kevin Thomas	
		LB James Willis	
1998	LB Anthony Simmons (1)		RB Michael Black
	T Todd Weiner (2)		S Mark Collins
	RB Ahman Green (3)		CB Joey Eloms
	LB DeShone Myles (4)		P Jeff Feagles
	C Jason McEndoo (7)		C Kevin Glover
			G Chris Gray
			G Brian Habib
		WR Chris Jackson	
		S Kerry Joseph	
		LB Darrin Smith	
		RB Ricky Watters	
1997	CB Shawn Springs (1a)		LB Chad Brown
	T Walter Jones (1b)		TE Deems May
	S Eric Stokes (5)		CB Willie Williams
	TE Itula Mili (6)		WR Robert Wilson
1996	G Pete Kendall (1)	DE Matt LaBounty (T)	G Frank Beede
	CB Fred Thomas (2)		G Greg Bloedorn
	FB Reggie Brown (3b)		FB Oscar Gray
	DE Phillip Daniels (4a)		QB Jon Kitna
			DT Riddick Parker
		WR Mike Pritchard	
		T Grant Williams	
1995	WR Joey Galloway (1)	LB James Logan (W)	K Todd Peterson
	TE Christian Fauria (2)		T Howard Ballard
1994	DT Sam Adams (1)		S Jay Bellamy
			FB Mack Strong
1993			
1991	DE Michael Sinclair (6)		
1990	DT Cortez Kennedy (1)		

PLAYERS





SAM ADAMS DT

Height: 6-3
College: Texas A&M
NFL Experience: 6th Year
Seahawks Experience: 6th Year
How Acquired: Draft (1st round 1994)
1998 Games Played/Started: 16/11
Career Games Played/Started: 76/53
Birthdate: June 13, 1973
Birthplace: Houston, Tx.

98

1998: Recorded quarterback sack, fumble recovery and two solo stops in season opener at Philadelphia (9/6). Registered season-high five total tackles (three solo) at Pittsburgh (9/27). Scored first-career touchdown on 25-yard interception at Dallas (11/22). On play, batted Troy Aikman pass high into the air then made catch and run. Had three solo tackles and second quarterback sack of season versus Indianapolis (12/20).

PRO: The eighth player chosen in the first round of the 1994 draft. Played some defensive end as a rookie but has been a fixture at left defensive tackle the past four seasons. Has consistently improved, and has what many consider to be the quickest burst off the snap of the ball in the NFL. Totals include 176 tackles, 21 sacks, 30 tackles for loss, 19 passes defended, four forced fumbles and one interception return for a touchdown. **1994:** Played 12 games, starting seven. Missed the first four games due to a knee sprain suffered in the preseason finale. Saw his first action at Indianapolis (10/2). First career start came at left defensive tackle in Denver (11/13). Started the last five games at left end. Credited with 27 tackles, four sacks, and 6.5 tackles for loss. **1995:** Played 16 games, starting the first five at left tackle in the base defense before splitting time the last 11 games. Used as the left tackle in the nickel all season. Had a sack for a safety at Jacksonville (11/12). **1996:** Played 16 games, starting 15, at left tackle. Played but did not start versus Kansas City (9/15). Totaled 41 tackles, 5.5 sacks, 11 tackles for loss, three passes defended, three forced fumbles and one fumble recovery, all were career highs. Three times had five tackles in a game, equaling his best. Had a personal best two sacks in the first Oakland (11/24) game and 1.5 in the second San Diego (10/27). Totaled three tackles for loss versus Houston (11/3). Part of a front four that combined for 40 of 48 total sacks. **1997:** Played 16 games, starting 15, at DT. Did not start at Indianapolis (9/24). Voted first alternate defensive tackle on the AFC's Pro Bowl squad behind Buffalo's Ted Washington, Pittsburgh's Joel Steed, and Oakland's Chester McGlockton. Set single-season highs for the second consecutive season in tackles with 52 and sacks, seven. Added eight tackles for loss. Set a single-game high with six tackles versus San Diego (9/21) and at Kansas City (9/28). Had two sacks against Oakland (10/26) and at New Orleans (11/16); the third and fourth multi-sack games of his career.

HONORS: 1994, *First-team All-Rookie (Pro Football Weekly/Pro Football Writers Association, College and Pro Football Newsweekly, and Football News)*. 1997, *AFC Pro Bowl first alternate.. 1998, Seahawks Man of the Year.*

COLLEGE: Three-year starter. Consensus first-team All-America in 1993 by Associated Press, Kodak, United Press International, and the Walter Camp Foundation. First-team All-Southwest Conference pick in 1993 by Associated Press, *Football News, Austin American-Statesman, Dallas Morning News, Fort Worth Star-Telegram, Houston Chronicle, Houston Post, and Waco Tribune-Herald*. Led team in sacks (10.5), quarterback pressures (16), assisted tackles (33), forced fumbles (5), and fumble recoveries (3), while collecting 78 tackles. First-team All-SWC in 1992 after collecting 56 tackles, 5 tackles for loss, and 4.5 sacks. Conference Newcomer of the Year as a freshman in 1991 and first-team freshman All-America choice by *Football News*. Finished his career with 169 total tackles, 23 tackles for loss, and 20.5 sacks, 7 forced fumbles, 3 fumble recoveries, and 2 interceptions. Also was a member of the track team throwing the shot and discus. Agricultural Economics major.

PERSONAL: Prep Southwest Defensive Player of the Year and state 5A high school shot put champion at Cypress Creek High School in Houston, Texas. Rated the second best shot putter in the nation while in high school. His father, Sam, Sr., played guard at Prairie View A&M and for the New England Patriots (1972-80) and New Orleans Saints (1981). Works with Junior Achievement. Hosts an annual charity billiards tournament. Hosts underprivileged children at all home games in a special section called the "Epicenter." Lives in Redmond with his wife, Erika, and their son, Terin (2/26/97), and daughter, Tea Alexis (5/10/99).

Sam teamed up with Junior Achievement this past offseason to open the Epicenter, a computer lab where kids go to access free e-mail and learn computer skills.

ADAMS' NFL RECORD

Club	G/S	Tackles			Sacks		Interceptions			LG	TD	PD	FF	FR
		Tkl	So	Ast	QB	Yds	No	Yds	Avg					
1994 Seattle	12/7	27	20	7	4.0	35.5	0	0	0.0	0	0	4	0	0
1995 Seattle	16/5	25	16	9	2.5	20.0	0	0	0.0	0	0	4	0	0
1996 Seattle	16/15	41	35	6	5.5	56.5	0	0	0.0	0	0	3	3	1
1997 Seattle	16/15	52	37	15	7.0	41.0	0	0	0.0	0	0	4	1	0
1998 Seattle	16/11	31	28	3	2.0	2.0	1	25t	25.0	25	1	4	0	1
NFL TOTALS	76/53	176	136	40	21.0	155.0	1	25t	25.0	25	1	19	4	2

SINGLE GAME HIGHS

Tackles: 6, 2 Times (Last: at Kansas City 9/28/97 (OT))

Sacks: 2, 4 Times (Last: at New Orleans 11/16/97)


Interceptions: 1t, at Dallas 11/22/98

Forced Fumbles: 1, 4 Times (Last: at New Orleans 11/16/97)

Fumble Recoveries: 1, 2 Times (Last: at Philadelphia 9/6/98)



Adams spends a lot of his time off the field, in the community.



HOWARD BALLARD T

Height: 6-6

Weight: 325

College: Alabama A&M

NFL Experience: 12th Year

Seahawks Experience: 6th Year

How Acquired: UFA (Buffalo, 1994)

1998 Games Played/Started: 16/16

Career Games Played/Started: 170/154

Birthdate: November 3, 1963

Birthplace: Ashland, Al.

75

1998: Started all 16 games at right tackle. Part of offensive line that surrendered ninth fewest quarterback sacks (34 allowed) in '98 league season. That is the fifth lowest total in franchise history and the best mark since the club allowed just 29 in 1988.

PRO: Had played 154 consecutive regular season games, starting 138, before his injury in '97, encompassing every game of his career. The streak of consecutive starts was the third longest among active linemen trailing the Tennessee Titans' Bruce Matthews (176) and the Pittsburgh

Steelers Dermontti Dawson (159). Had started 58 consecutive games with the Seahawks after signing as an unrestricted free agent after the 1993 season and now has started 74 career starts as a Seahawk. Played his first six seasons with the Buffalo Bills and was a Pro Bowl starter after both the 1992 and 1993 seasons. Originally drafted on the eleventh round by the Bills in 1987, but opted to stay in school another year. Played in 16 postseason games, starting the last 14, including four Super Bowls with the Bills. **1988:** Signed on April 8. Only rookie offensive lineman to make Buffalo's roster. Played 16 games on special teams and as the backup at right tackle. Blocked a field goal and partially deflected a PAT versus New England. Also

Howard spear-headed the offensive line's incentive program that raised \$36,000 for the Rainier Vista Boys and Girls Club in Seattle. The donation was used to purchase computers.

played in two p l a y o f f g a m e s .

1989: Took over as the starter at right tackle in training camp and opened all 16 regular season and one postseason game.

1990: Started all 16 regular season and three postseason

games at right tackle. UPI second-team All-AFC choice. Earned game balls from the coaching staff versus Cleveland and Philadelphia. **1991:** Started 16 games and three playoff contests at right tackle and was a first-team All-AFC choice by Pro Football Weekly and a member of the All-Madden Team. **1992:** Pro Bowl starter. Opened all 16 regular season and four postseason games at right tackle. Also a first-team All-AFC pick by UPI and Pro Football Weekly. **1993:** Earned second straight trip to the Pro Bowl as a starter. Opened 16 regular season and three postseason games at right tackle. **1994:** Started 16 games at right tackle after signing as an unre-

stricted free agent on February 28. Missed one play all season. Played his 100th career game against the Pittsburgh Steelers on September 25. **1995:** Started 16 games at right tackle and did not miss a play. Started his 100th consecutive game versus Denver on October 1. **1996:** Started 16 games at right tackle. Missed 21 plays all season, all versus Minnesota. **1997:** Started first ten games at right tackle, missing just ten plays. Suffered a fractured right forearm in practice (11/13) and missed the last six games on inactive list. Part of offensive line that helped the Seahawks set franchise records for total yards (5,759) and passing yards (4,187) in a season and led the NFL in passing yards. Unit allowed only one sack for every 17.9 pass attempts to rank fifth in the NFL.


HONORS: **1990,** *Second-team All-AFC (UPI).* **1991,** *First-team All-AFC (Pro Football Weekly); All-Madden Team.* **1992,** *AFC Pro Bowl starter; First-team All-AFC (UPI, Football News).* **1993,** *AFC Pro Bowl starter; First-team All-AFC (UPI); Second-team All-NFL (College & Pro Football Newsweekly).* **1997,** *Seahawks Ed Block Courage Award nominee.*

COLLEGE: Three-year starter at tackle. First-team NCAA Division II All-America in 1987 and a first-team All-Southern Intercollegiate Conference pick in 1986 and 1987. Finalist for the Harlon Hill Trophy, which is awarded to the outstanding Division II player in the country. Missed one season due to a knee injury. Majored in Physical Education.

PERSONAL: Attended Clay County High School in Ashland, Alabama, lettering in football. Nickname is The House. Member of an offensive line that in 1997 donated \$40,300 to build a pediatrics playroom at Kirkland's Evergreen Hospital through their performance-based *Building Blocks for Kids* program and over \$36,000 in 1998 for the Rainier Vista Boys and Girls Club in Seattle's Central District. Lives in Ashland, Alabama.

BALLARD'S NFL RECORD

Year	Team	GP/GS	Playoffs	Year	Team	GP/GS	Playoffs
1988	Buffalo	—	16/0 (2/0)	1995	Seattle	—	16/16
1989	Buffalo	—	16/16 (1/1)	1996	Seattle	—	16/16
1990	Buffalo	—	16/16 (3/3)	1997	Seattle	—	10/10
1991	Buffalo	—	16/16 (3/3)	1998	Seattle	—	16/16
1992	Buffalo	—	16/16 (4/4)	Buffalo Career	—	96/80	(16/14)
1993	Buffalo	—	16/16 (3/3)	Seattle Career	—	74/74	
1994	Seattle	—	16/16	NFL Career	—	170/154	(16/14)



FRANK BEEDE

G/C

Height: 6-4 **Weight:** 296
College: Panhandle State
NFL Experience: 4th Year
Seahawks Experience: 4th Year
How Acquired: Free Agent (1996)
1998 Games Played/Started: 0/0
Career Games Played/Started: 30/8
Birthdate: May 1, 1973
Birthplace: Antioch, Ca.

63

1998: Suffered knee injury the first week of training camp and was placed on injured reserve (8/25).

PRO: Versatile lineman who has seen action at both right guard and left guard, as well as center. Has played 30 of 32 games with eight starts. Has started at both right guard (6) and left guard (2). First free agent rookie offensive lineman to start in franchise history. **1996:** Played in the last 14 games after being inactive the first two. Started twice at left guard, at Miami (10/6) and at Kansas City (10/17). Started for fellow rookie Pete Kendall and went back to a reserve role when Kendall returned. One of four rookie offensive linemen on Seattle's 53-man roster and one of two undrafted rookies (along with Grant Williams) to make the roster. **1997:** Played 16 games with six starts. Started versus Oakland (10/26) and at Denver (11/2) at right guard for an injured Derrick Graham (ankle). Saw his first action at center versus San Diego (9/12) then again at San Diego (11/9).

COLLEGE: Second-team NAIA Division I All-America choice by the NAIA Division I Selection Committee. First-team All-Oklahoma Intercollegiate Conference choice after transferring from


the University of California prior to the start of the season. Played for former Seahawks assistant coach Keith Gilbertson at California. Lettered two seasons at guard after beginning his career as a center. Played as a reserve in 1992 after red-shirting in 1991. Majored in History.

Frank took time out to support the Seahawks Academy. The Academy is a school for Seattle students who had not been successful in traditional middle schools.

PERSONAL: Lettered in football, wrestling, and track at Antioch High School in Antioch, California. League heavyweight wrestling champion as a senior. Part of an offensive line that raised more than \$40,300 in 1997 to build a new Pediatrics playroom at Evergreen Hospital in Kirkland, and over \$36,000 in 1998 for the Rainier Vista Boys & Girls Club. Lives in Redmond, Wa.

BEEDE'S NFL RECORD

Year	Team	GP/GS	Playoffs	Year	Team	GP/GS	Playoffs
1996	Seattle	—	14/2	1998	Seattle	—	Injured Reserve
1997	Seattle	—	16/6	Career	—	30/8	



JAY BELLAMY

S

Height: 5-11 **Weight:** 199
College: Rutgers
NFL Experience: 6th Year
Seahawks Experience: 6th Year
How Acquired: Free Agent (1994)
1998 Games Played/Started: 16/16
Career Games Played/Started: 66/23
Birthdate: July 8, 1972
Birthplace: Perth Amboy, N.J.

20

1998: Finished season second on team with career-high 98 total tackles (career-high 81 solo) and tied for second with three interceptions. Also registered 11 total special teams tackles (third on team). Recorded an interception and recovered his first career fumble versus Washington (9/20). Registered a career-high 12 total stops (10 solo) against Tennessee (11/29). Had first career multi-interception game with two picks against San Diego (12/13).

PRO: Will move to free safety in 1999, following first full season as a starter at strong safety

Jay has been a regular participant in the annual Juneteenth Festivals held in Seattle and Tacoma, each summer. The Juneteenth Festival celebrates freedom for African Americans.

in '98. Originally stepped in as a starter at strong safety for the last half of the 1997 season after being a valuable reserve and special teams performer his first three seasons. Was the only undrafted

rookie free agent to make the final 53-man roster in 1994. Has 72 special teams tackles for his career. **1994:** Played three-of-the-first-nine games before injuring his shoulder against Cincinnati. Missed the rest of the season on injured reserve. Signed on April 27. **1995:** Played 15 games as a reserve safety and special teams performer. Inactive against Cincinnati. Forced a fumble at Jacksonville to set up the clinching touchdown in a 47-30 win. **1996:** Played 16 games as a reserve safety and special teams performer. Set a franchise record with 34 special teams tackles, according to coaches video study. Had four three times and three three times.

Used as a nickel back on defense and was credited with 18 tackles and three interceptions. Stopped a Buffalo drive with an interception with 3:05 left. Set up a touchdown before the half with a pick versus Minnesota and forced a fumble on special teams. **1997:** Played 16 games, starting the last seven at strong safety after an injury sidelined Bennie Blades (back). Starts were the first of his career. Used in multiple-back formations all season. Credited with a personal best 52 tackles, including 35 in his seven starts. Tied for second on the team in tackles over the last seven games with 35. Only LB Dean Wells (39) had more. Added 2.0 sacks, and an interception. Had seven tackles in a game three times, including at Oakland (12/14), where 2.5 were for loss, with one sack. Also had a sack at Denver (11/2). Intercepted a pass at Kansas City (9/28) and returned it 13 yards. Credited with 12 special teams tackles.

HONORS: 1997: *Special Teams Captain (voted by teammates).* **1998:** *Special Teams Captain (voted by teammates).*

COLLEGE: Four-year letterman and three-year starter at both cornerback and free safety. Three-time second-team All-Big East choice. Finished his career with 192 tackles and eight interceptions. Had 56 tackles and four interceptions in 1992, with 46 tackles in 1993. One of four true freshmen to letter in 1990. Returned one of his two interceptions that season 21 yards for a touchdown versus Temple. Majored in Sociology.

PERSONAL: Played quarterback and free safety at Matawan High School in Aberdeen, New Jersey. Returned three punts for touchdowns as a senior. Also lettered in track. His brother, Eric, lettered in football at Georgia Tech (1989-90). Full name is John Jay Bellamy. Lives in Woodinville, Wa.

BELLAMY'S NFL RECORD

Club	G/S	Defense													
		Tackles			Sacks			Interceptions			LG	TD	PD	FF	FR
		Tkl	So	Ast	QB	Yds	No	Yds	Avg						
1994 Seattle	3/0	0	0	0	0.0	0.0	0	0	0.0	0	0	0	0	0	0
1995 Seattle	15/0	3	2	1	0.5	0.0	0	0	0	0	0	0	0	1	0
1996 Seattle	16/0	18	16	2	0.0	0.0	3	18	6.0	16	0	6	0	0	0
1997 Seattle	16/7	52	42	10	2.0	15.0	1	13	13.0	13	0	6	0	0	0
1998 Seattle	16/16	98	81	17	1.0	4.0	3	40	13.3	24	0	8	2	2	2
NFL TOTALS	66/23	171	141	30	3.5	19.0	7	71	10.1	24	0	20	3	2	2

SPECIAL TEAMS

Club	G/S	Tkl	So	Ast	I20	T/L	Yds	FF	FR	Pu	FG	XP
1994 Seattle	3/0	2	2	0	0.0	0.0	0.0	0	0	0	0	0
1995 Seattle	15/0	13	8	5	0.0	0.0	0.0	0	1	0	0	0
1996 Seattle	16/0	*34	20	14	3.0	0.0	0.0	1	0	0	0	0
1997 Seattle	16/7	12	5	7	0.0	0.0	0.0	0	0	0	0	0
1998 Seattle	16/16	11	8	3	0.0	0.0	0.0	0	0	0	0	0
NFL TOTALS	66/23	72	43	29	3.0	0.0	0.0	1	1	0	0	0

* Seahawks Record

SINGLE GAME HIGHS


Tackles: 12, vs. Tennessee 11/29/98

Sacks: 2, at Denver 11/2/97

Interceptions: 2, vs. San Diego 12/13/98

Forced Fumbles: 1, 2 Times (Last: vs. Arizona, 9/13/98)

Fumble Recoveries: 1, 2 Times (vs. Washington, 9/20/98, at Oakland 11/15/98)



MICHAEL BLACK RB

Height: 5-11

Weight: 206

College: Washington State

NFL Experience: 1st Year

Seahawks Experience: 1st Year

How Acquired: Free Agent (1998)

1998 Games Played/Started: 0/0

Career Games Played/Started: 0/0

Birthdate: May 3, 1974

Birthplace: Los Angeles, Ca.

29

1998: Spent entire '98 season on club's practice squad after rushing for 139 yards and one touchdown on 43 carries and catching eight passes for 49 yards during the preseason. He also returned three kickoffs for a 24.3-yard average.

PRO: Released (8/30) and signed to the practice squad (8/31). Originally signed with the Seahawks as an undrafted free agent April 21, 1998.

COLLEGE: Gained over 1,000 yards rushing two straight years in an offense that featured the San Diego Chargers' 1998 first-round draft pick (2nd overall), quarterback Ryan Leaf, who finished second in the nation in total offense. Named to the Pac-10 second team as a senior helping to lead the Cougars to the Rose Bowl for the first time in 66 years. Ended his career with 2,185 rushing yards and 21 touchdowns for the Cougars. As a senior, recorded second straight 1,000-yard season grounding out 1,181 yards, good for second in the conference, while leading the team in total


touchdowns with 12, and in rushing touchdowns with 11. Caught 15 passes for 177 yards and one touchdown. Rushed for a season high 179 yards in the Apple Cup versus the University of Washington. Totaled eight touchdowns while rushing for 1,004 yards on 182 carries for an average of 5.2 in junior season. Hauled in 19 passes for 169 yards. Had a season-high 214 yards on 25 carries against California and gained over 100 yards in three straight

Michael participates in the annual "Practice with the Pros" children's football clinic in Vancouver, B.C., with members of the B.C. Lions.

games. Was named team's MVP and first-team all-conference, while recording a school record 2,403 rushing yards at West Los Angeles Junior College. Totaled 1,563 yards on the ground, setting a single-season record his first year at WLJJC. Recorded a school record of 269 yards rushing ver-

sus LA Southwest.

PERSONAL: Earned one letter in football at Dorsey High School in Los Angeles. Earned one letter in track while running in the 100 meters in the state track meet. Has a daughter, India (9/11/97) and a son, Caelin (1/2/95). Lives in Kirkland, Wa.



GREG BLOEDORN C

Height: 6-6 **Weight:** 278

College: Cornell

NFL Experience: 3rd Year

Seahawks Experience: 3rd Year

How Acquired: Free Agent (1996)

1998 Games Played/Started: 0/0

Career Games Played/Started: 2/0

Birthdate: November 15, 1972

Birthplace: Elmhurst, IL

60

1998: Released (8/30) at the end of preseason.

Greg participates in annual offensive line incentive programs geared towards giving back to various communities. Last year the line raised \$36,350 dollars.

Re-si g n e d (11/18) and spent final six games of season on club's active roster. Did not see action despite being active for five of the six contests.

PRO: Signed as an undrafted free agent in 1996 and spent '96 and part of '97 on team's practice squad. **1996:**

Spent the last 14 games on the practice squad. Originally signed as an undrafted free agent on April 25. Was waived on August 13 and re-signed to the practice squad on September 11.

1997: Saw action in two games on special teams while switching time between the active roster and the practice squad. Played in first career game at Oakland (12/14). Played in the NFL Europe League prior to the Seahawks' 1998 season.

COLLEGE: Two-year starter. First-team All-Ivy League choice as a senior. Began his career as a tight end. Graduated with a degree in Economics.

PERSONAL: Attended Glenbard South High School in Glen Ellyn, Illinois, lettering in football, basketball, and track. Lives in Glen Ellyn, Illinois.



Chad Brown led the AFC with 150 tackles last year.



CHAD BROWN LB

Height: 6-2 **Weight:** 240
College: Colorado
NFL Experience: 7th Year
Seahawks Experience: 3rd Year
How Acquired: UFA (Pitt. 1997)
1998 Games Played/Started: 16/16
Career Games Played/Started: 87/80
Birthdate: July 12, 1970
Birthplace: Altadena, Ca.

94

1998: Finished season as club's leader in total tackles with 150 total stops (team-high and career-best 119 solo), second with 7.5 quarterback sacks. Was voted to Pro Bowl and started at outside linebacker for the AFC squad. His tackle total ranks second in team history behind Terry Beeson's 1978 record of 153 total tackles. His sack total was good for 10th in the AFC. He recorded at least nine tackles in 12 games, and led the club in total tackles a team-high eight times. Tied a career-high with 14 total tackles at Pittsburgh (9/27), previous best was at Seattle (9/25/94). Registered two quarterback sacks against Kansas City (11/8). The game marked his eighth career multi-sack effort. In the game, he also recorded the fourth interception of his career when he intercepted a Rich Gannon pass in the fourth quarter at the Seahawks' 15-yard line. Had streak of four consecutive games with at least half a quarterback sack during the season (9/20 - 10/11). Capped streak with second 14-tackle effort of season versus Denver (10/20).

PRO: Made an immediate impact with the Seahawks after signing as an unrestricted free agent. Versatile player who started at right linebacker, played right end in the nickel, and was used on special teams. Celebrated his second season with the Seahawks with his second trip to the Pro Bowl (first with Seahawks). Played his first four seasons with the Pittsburgh Steelers after being their 1993 second-round draft choice, the 44th player chosen overall. Played 56 regular season games with the Steelers, starting 49. Credited with 299 tackles, 30 sacks, eight forced fumbles, and two fumble recoveries. Made his first 36 starts at inside linebacker before starting 13 times at right outside in 1996. Had a career-best 119 tackles in 1994 and then finished third in the AFC with 13 sacks in 1996. Single-game high of 4.5 sacks at Cincinnati was an NFL high for 1996. Played eight postseason games, starting six. Had three sacks against Indianapolis in 1996. **1993:** Played 16 games and started the last nine at inside linebacker. Also saw action at outside linebacker in nickel situations and on special teams. Finished the season with 69 tackles, three sacks, and a team-high 10 quarterback pressures. Credited with six tackles, two sacks, and a forced fumble in his first start at Cincinnati (11/7) to earn a game ball. Posted a single-game high 10 tackles, including a sack and forced fumble, at

Miami (12/13). Started at Kansas City in the post-season and had 10 tackles and added one on special teams. **1994:** Started 16 regular season games and led team with career-best 119 tackles. Also led with 90 solo stops and was third with 8.5 sacks. Had at least 10 tackles in four games, including a single-game career best 14 (12 solo) versus Seattle in Husky Stadium. Led team in tackles six times. Picked off first career pass versus Cleveland (12/18). Added seven tackles in two postseason starts. **1995:** Started 10-of-the-first-11 games, missing game eight with ankle sprain, an injury that also kept him inactive for the last five games. Was leading the NFL with 5.5 sacks after five weeks. Included was a three-sack performance at Houston (9/10). Inactive versus Jacksonville (10/29) his first game missed on any level. Returned to play in all three postseason games, starting Super Bowl XXX versus Dallas. **1996:** Played and started 14 games. Started the season opener at inside linebacker before moving to outside linebacker after a season-ending injury to five-time Pro Bowler Greg Lloyd and earned a trip to the Pro Bowl as a starter. Missed two-of-the-last-four games with an ankle injury but returned to start both playoff games. Led the team with 13 sacks, a total that ranked third in the AFC and fourth in the NFL. Had an NFL-high 4.5 sacks at Cincinnati (10/13), one-half off the club record, and 11 tackles to earn AFC Defensive Player of the Week honors. Sack total was the highest by an NFL player since 1991. Totaled three sacks versus Jacksonville (11/18) and two against San Diego (12/8). Second with 81 tackles and had a single-game high 11 at Cincinnati. Totaled five tackles and three sacks against Indianapolis in a wild card game and added six tackles at New England. **1997:** Started 15 games at right linebacker and led team in tackles with 104. Inactive at Oakland (12/14) after suffering a concussion at Baltimore (12/7) on the game's first play. Injury kept him out of most of the second half of that game. Also was the team leader in solo tackles (75), assisted tackles (29), and fumble recoveries (4). Finished third in sacks (6.5) and tied for second in tackles for loss (12.5). Had three games with at least ten tackles and led the team in tackles a team high six times. Totaled 12 tackles versus Tennessee (10/5) and 11 at Kansas City (9/28) and at Denver (11/2). Earned AFC Defensive Player of

the Week honors after a three-sack performance at Indianapolis (9/21). Defense held the Colts to a franchise low 118 yards. Had 1.5 sacks at San Diego (11/9). Scored two touchdowns, the first of

his career, on fumble returns, a 26-yarder against Denver (9/7) and a 42-yarder at Baltimore (12/7). Tied a team record with two fumble recoveries at New Orleans (11/16). Finished with a team-high four recoveries, the most recoveries

Chad filmed a PSA for curbing domestic violence last season. The PSA was for the Family Health Institute. This season he will film a PSA for the American Lung Association of Washington Asthma Project.

by an individual since 1991. Signed as an unrestricted free agent on February 15.

HONORS: 1993, First-team All-Rookie (*Pro Football Weekly/Pro Football Writers Association and Football News*); Pittsburgh Rookie of the Year (*Pittsburgh Pro Football Writers Association*). **1996**, AFC Pro Bowl starter; First-team All-NFL (*Associated Press, Pro Football Weekly/Pro Football Writers of America, College & Pro Football Newsweekly, Football Digest, Sports Illustrated*); First-team All-AFC (*Football News*); AFC Linebacker of the Year (*NFL Players Assn.*); AFC Defensive Player of Week 7 (at Cincinnati). **1997**, AFC Defensive Player of Week 3 (at Indianapolis). **1998**, AFC Pro Bowl starter;

First-Team All-Pro (*AP/SI/College&Pro Football Weekly/The Sporting News*); Second-Team All-Pro (*Football Digest*); AFC Defensive Player of Month (*November*); Seahawks Most Valuable Player (as voted by teammates); Seattle P-I Sports Star of the Year Nominee.

COLLEGE: Four-year starter. Two-time first-team All-Big Eight Conference. Played inside linebacker his first two seasons before moving outside as junior and senior. Finished his career with 369 total tackles, including 242 solo, 38 tackles for loss, and 14 sacks. Finished fourth in school history in total tackles and third in solo stops. Posted a single-season high 125 tackles in 1991 along with eight sacks. Had 15 tackles for loss in both 1991 and 1992. Set up game-winning touchdown with a forced fumble in 1990 Orange Bowl versus Notre Dame and enabled Colorado to win the national championship. Graduated with a degree in Marketing.

PERSONAL: Played linebacker, tight end, and fullback at John Muir High School in Altadena, California. First-team all-state choice as a senior after recording 136 tackles with 11 sacks, and six fumble recoveries. Added 13 receptions with four touchdowns, and 320 rushing yards and three scores. Two-time All-San Gabriel Valley and All Pacific League choice as a junior and senior. Team went 14-0 and won CIF title as a junior. Also lettered in track. He and his wife, Kristin (6/11/94), have a daughter, Amani (8/2/96) and a son, Aram (5/12/99). Chad owns his own business, *Pro Exotics* in Boulder, Colorado, where he breeds and sells non-venomous snakes and reptiles. Lives in Lonetree, Colorado.

BROWN'S NFL RECORD

Club	G/S	Tackles			Sacks		Interceptions			LG	TD	PD	FF	FR
		Tkl	So	Ast	QB	Yds	No	Yds	Avg					
1993 Pittsburgh	16/9	69	43	26	3.0	22.0	0	0	0.0	0	0	n/a	2	0
1994 Pittsburgh	16/16	119	90	29	8.5	73.0	1	16	16.0	16	0	n/a	2	0
1995 Pittsburgh	10/10	30	20	10	5.5	40.0	0	0	0.0	0	0	n/a	1	0
1996 Pittsburgh	14/14	81	51	30	13.0	97.5	2	20	10.0	16	0	n/a	3	2
1997 Seattle	15/15	104	75	29	6.5	43.0	0	0	0.0	0	0	3	1	4
1998 Seattle	16/16	150	119	31	7.5	37.5	1	11	11.0	11	0	8	1	1
NFL TOTALS	87/80	553	398	155	44.0	356.0	4	47	11.8	16	0	11	10	7

BROWN'S POSTSEASON NFL RECORD

Club	G/S	Tackles			Sacks		For Loss			Interceptions				
		Tkl	So	Ast	QB	Yds	No	Yds	Avg	LG	TD	PD	FF	FR
1993 Pittsburgh	1/1	10	6	4	0.0	0.0	0	0	0.0	0	0	0	0	0
1994 Pittsburgh	2/2	7	4	3	0.0	0.0	0	0	0.0	0	0	1	0	0
1995 Pittsburgh	3/1	8	5	3	0.0	0.0	0	0	0.0	0	0	0	0	0
1996 Pittsburgh	2/2	11	10	1	3.0	37.0	0	0	0.0	0	0	1	0	0

SINGLE GAME HIGHS

Tackles: 14, Three Times (Last: vs. Denver, 10/11/98)

Sacks: 4.5, at Cincinnati 10/13/96

Interceptions: 1, Four Times (Last: vs. Kansas City, 11/8/98)

Longest Interception Return: 16, (Twice: Last: at Cin. 11/10/96)


Forced Fumbles: 1, Ten Times (Last: at Denver, 12/27/98)

Fumble Recoveries: *2, at New Orleans 11/16/97

Longest Return: 42, at Baltimore 12/7/97 (TD)

Most Touchdowns: 1, vs. Denver 9/7/97 (16-yards); at Baltimore 12/7/97 (42 yards)

* ties team record



DEAUNTAE BROWN CB

Height: 5-10 **Weight:** 195
College: Central State (Ohio)
NFL Experience: 1st Year
Seahawks Experience: 1st Year
How Acquired: Free Agent (1999)
1998 Games Played/Started: 0/0
Career Games Played/Started: 1/0
Birthdate: April 28, 1974
Birthplace: Detroit, Mi.

23


1998: Spent entire season on the Steelers practice squad after being released on teams final cut.

PRO: Originally selected in the seventh round of the 1997 draft by the Philadelphia Eagles. **1997:** Appeared in one game, at New York Giants (8/31), before being released (9/2). Signed to Steelers practice squad (10/22) and finished season there.

COLLEGE: Helped team win NAIA championship

during his junior season. As a senior, recorded interception and fumble recovery in 20-17 win against Grambling and scored touchdown on 15-yard fumble return in 22-0 victory against Jacksonville. Majored in physical education.

PERSONAL: Attended Osborn High in Detroit, Mi. Still resides in Detroit.



REGGIE BROWN RB

Height: 6-0 **Weight:** 244
College: Fresno State
NFL Experience: 4th Year
Seahawks Experience: 4th Year
How Acquired: Draft (3rd round [b] 1996)
1998 Games Played/Started: 16/1
Career Games Played/Started: 34/1
Birthdate: June 26, 1973
Birthplace: Highland Park, Mi.

34

1998: Made first career start at San Diego (10/25) when he replaced regular Mack Strong (injured on

opening kickoff). Recorded his first career rushing attempt with 2-yard run versus Denver (10/11).

Had 19-yard kickoff return at Kansas City (10/4). Finished the season with four special teams tackles.

PRO: Second of two third-round draft choices in 1996. Pick had been acquired from the Detroit Lions on draft day along with the Lions first-round choice in exchange for Seattle's first-round choice, a choice that had been acquired from the Houston Oilers. **1996:** Played the first seven games as a reserve fullback and special teams performer. Injured his knee at Kansas City and missed the last nine games on injured reserve. **1997:** Saw action in the first 11 games as a reserve fullback and special teams performer. Inactive games 12-15 and on injured reserve for game 16 with a knee injury. Had five special teams tackles.


COLLEGE: Two-year letterman after transferring from the College of the Desert in Palm Desert, California. Scored 28 touchdowns in 23 games over two seasons, ranking fifth on the school's career list. Led the team in rushing with 719 yards on 131 carries (5.5 avg) and nine touchdowns as a senior.

Caught 18 passes for 183 yards and three scores. Also led in scoring with 72 points on 12 touchdowns. Had three touchdowns in a win over the University of California and carried 21 times for 144 yards versus UCLA. Scored in nine straight games over his junior and senior seasons. Second-team All-Western Athletic Conference as a junior in 1994. Led the conference in touchdowns with 16 and in scoring with 96 points. Rushed for 412 yards on 107 carries (3.9 avg). Career high 161 yards, on 35 carries, with three touchdowns came versus San Diego State. Played two seasons at College of the Desert. Earned All-Foothill Conference honors as a sophomore when he rushed for 777 yards on 110 carries and 13 touchdowns. Speech Communications major.

PERSONAL: Earned all-state honorable mention at Henry Ford High School in Detroit, Michigan. Played wide receiver, safety and quarterback. Lives in Detroit, Mi.

R. BROWN'S NFL RECORD

	Club	G/S	Rushes				TD	Kickoff Returns			
			No	Yds	Avg.	No		Yds	Avg	LG	TD
1996	Seattle	7/0	0	0	0.0	0	4	51	12.8	24	0
1997	Seattle	11/0	0	0	0.0	0	1	16	16.0	16	0
1998	Seattle	16/1	1	2	2.0	0	1	19	19.0	19	0
NFL TOTALS		34/1	1	2	2.0	0	6	86	14.3	24	0



HILLARY BUTLER LB

Height: 6-2
College: Washington
NFL Experience: 2nd Year
Seahawks Experience: 2nd Year
How Acquired: Free Agent (1998)
1998 Games Played/Started: 7/0
Career Games Played/Started: 7/0
Birthdate: January 5, 1971
Birthplace: San Francisco, Ca.

Weight: 244

55

1998: Went to training camp with the Denver Broncos and was released (8/30) on team's final cut. Signed to the Broncos practice squad and released (10/30). Signed (11/4) as a free agent to Seahawks practice squad and moved to the active roster (11/6). Saw action in seven games and finished with seven total special teams tackles (four solo). Recorded three solo tackles including two solo stops at Oakland (11/15).

PRO: Good sized linebacker able to play both inside and outside linebacking positions. Strong special teams performer. **1994:** Signed by the Seahawks as a rookie free agent following the draft. Went to camp with Seattle, but was released before the start of the season and did not play in the NFL. **1995:**

Went to training camp with the Jacksonville Jaguars, but was released before the season started. One of the 10 original signings by the Jaguars before their inaugural season. **1996:** Did not play in the NFL. **1997:** Went to training

Hillary was one of the Seahawks who participated in the annual "Practice with the Pros" football clinic for children, along with the B.C. Lions football team, during the off-season.

camp with the San Francisco 49ers and was released before the start of the season. Signed to the Broncos practice squad (9/23). **NFL EUROPE LEAGUE:** Played with the Frankfurt Galaxy from 1996-98. Led the team with 73 tackles in 1997 and added two sacks.

COLLEGE: Four-year letterman at Washington. Finished his Husky career with 142 tackles and 6.5

sacks. Played in three Rose Bowls and also played in the Hula Bowl after his senior season.


PERSONAL: Letterman in football, basketball and baseball at Lakes High School in Tacoma, Washington. Has twins, a boy, Bomani, and a daughter, Bria (5/15/98).

BUTLER'S NFL RECORD

Club	G/S	Tackles			Sacks		Interceptions			LG	TD	PD	FF	FR
		Tkl	So	Ast	QB	Yds	No	Yds	Avg					
1997 Denver		Practice Squad												
1998 Seattle	7/0	3	3	0	0.0	0	0	0	0.0	0	0	0	0	0
NFL TOTALS	7/0	3	3	0	0.0	0	0	0	0.0	0	0	0	0	0

ADDITIONAL STATISTICS

Special Teams Tackles: 1998 (Seattle) - 7; Career Totals: 7.



MARK COLLINS

S

Height: 5-10 **Weight:** 196
College: Cal State Fullerton
NFL Experience: 14th Year
Seahawks Experience: 2nd Year
How Acquired: Free Agent (1998)
1998 Games Played/Started: 9/0
Career Games Played/Started: 168/148
Birthdate: January 16, 1964
Birthplace: St. Louis, Mo.

25

1998: Signed as an unrestricted free agent with the Seahawks (4/21). Played in first nine games of season before suffering broken shoulder blade versus Kansas City (11/8). Used as team's nickel back, recorded 27th interception of his career against Arizona's Jake Plummer (9/13). Registered a season-high five total tackles (three solo) and half a sack versus Washington (9/20).

PRO: Veteran safety who provides the defensive secondary with discipline and leadership. Entered the NFL as a second-round draft choice (44th overall) in 1986 with the New York Giants. Earned his reputation as one of the league's toughest cornerbacks before switching to safety in 1995. Has recorded 27 career interceptions. A member of the Giants' teams that won Super Bowls XXI and XXV. **1986:** Played in 15 games with nine starts at left cornerback. Replaced Elvis Patterson in the starting lineup when he suffered a groin injury. First NFL start came versus New Orleans (9/28). Registered his first career interception versus San Diego (9/14). Earned all-rookie honors by *Pro Football Weekly*. Returned 11 kickoffs for an 18.5-yard average and three punts for 11 yards. Saw

action as a backup defensive back in Super Bowl XXI victory over the Denver Broncos.

1987: Played and started 11 games. Led the secondary with 49 tackles. **1988:** Played and started 11 games while battling through an abdominal hernia. Finished second on the team with 12 passes defended. **1989:** Started all 16 games at cornerback and earned All-NFL recognition. Recorded eight tackles with an interception and four passes defended in a playoff loss to the Los Angeles Rams (1/7/90). **1990:** Played in 13 games with 12 starts. Missed Games 3-5 with an ankle sprain. In the NFC Championship Game versus San Francisco (1/20/91) he

Mark recently participated in a football camp for kids at the University of Redlands. The camp specialized in teaching fundamental skills. He's also been active with Special Olympics throughout his career.

held Jerry Rice to 54 yards on five receptions. Earned Super Bowl XXV Defensive MVP by *The Sporting News* for his performance in the Giants' 20-19 victory over the Bills. Had six tackles in that game. Also intercepted a pass in playoff win over Chicago (1/13/91). **1991:** Played in 16 games with 15 starts and led the secondary in tackles with 80. Also led the team with 15 passes defended. **1992:** Started the first 14 games before missing the final two with a rib injury. Led the team with 11 passes defended. **1993:** Started all 16 games at left cornerback and recorded 71 tackles and a team-leading 18 passes defended. Scored his first career touchdown on a 50-yard interception return versus the Los Angeles Rams (9/19). Named to the Sports Illustrated All-NFL team. **1994:** Signed as an unrestricted free agent with Kansas City on April 26. Played in 14 games with 13 starts at left cornerback. Returned an interception 78 yards at the Los Angeles Raiders (12/24). Missed Games 11-12 with a neck strain. Recorded seven tackles in playoff loss to Miami (12/31). **1995:** Played in 16 games with 15 starts. 13 starts were at free safety with the other two at cornerback. Finished second on the team with 93 tackles. Recovered a fumble and returned it for a touchdown with 15 seconds remaining in a 20-13 victory over Houston (11/19). Had nine tackles with an interception and a forced fumble in a playoff loss to Indianapolis (1/7/96). **1996:** Played and started 16 games at safety and

led the team with a career-high 119 tackles. Also recorded a career-high six interceptions. **1997:** Signed as an unrestricted free agent with the Green Bay Packers (11/29). Inactive for five games before playing as a reserve in the finale versus Buffalo (12/20).

HONORS: 1986: *All-Rookie (Pro Football Weekly)*; **1993:** *All-NFL (Sports Illustrated)*, *All-NFL second-team (College and Pro Football Newsweekly)*.

COLLEGE: Four-year letterman who had his jersey (#5) retired by the school in 1991. Established a Titans record with 20 career interceptions. Team captain, All-America selection, and PCAA Defensive Player of the Year as a senior in 1985. Played in the East-West Shrine Game, Blue-Grey Game and the Senior Bowl. Also played on the Titans baseball team as a freshman and sophomore.


PERSONAL: Earned 10 varsity letters in football, basketball and baseball at Pacific High in San Bernardino, Ca. Team captain as a senior running back. Received the Ken Hubbs Memorial Award as the outstanding senior athlete in the San Bernardino area. Active with Special Olympics. Lives in Redland, California, with his wife, Darlene, and their son, Mark, Jr. (4/1/98), and daughter, Raquel (2/5/90).

COLLINS' NFL RECORD

Club	G/S	Tackles			Sacks		Interceptions							
		Tkl	So	Ast	QB	Yds	No	Yds	Avg	LG	TD	PD	FF	FR
1986 N.Y. Giants	15/9	60	45	15	0.0	n/a	1	0	0.0	0	0	14	1	1
1987 N.Y. Giants	11/11	49	44	5	1.5	n/a	2	28	14.0	28	0	10	0	0
1988 N.Y. Giants	11/11	56	54	2	0.0	n/a	1	13	13.0	13	0	12	0	0
1989 N.Y. Giants	16/16	81	72	9	1.0	n/a	2	12	6.0	12	0	12	0	1
1990 N.Y. Giants	13/12	51	45	6	0.0	n/a	2	0	0.0	0	0	9	1	0
1991 N.Y. Giants	16/15	80	62	18	0.0	n/a	4	77	19.3	41	0	15	1	1
1992 N.Y. Giants	14/14	67	62	5	0.0	n/a	1	0	0.0	0	0	11	1	0
1993 N.Y. Giants	16/16	71	61	10	1.0	n/a	4	77	19.3	50t	1	18	0	0
1994 Kansas City	14/13	64	40	24	2.0	n/a	2	83	41.5	78t	1	7	1	1
1995 Kansas City	16/15	93	70	23	0.0	n/a	1	8	8.0	8	0	14	2	1
1996 Kansas City	16/16	119	94	25	1.5	5.5	6	45	7.5	23	0	10	3	1
1997 Green Bay	1/0	0	0	0	0.0	0.0	0	0	0.0	0	0	0	0	0
1998 Seattle	9/0	18	14	4	1.5	10.5	1	0	0.0	0	0	1	0	0
NFL TOTALS	168/148	809	663	146	8.5	n/a	27	343	12.4	78t	2	133	10	6

COLLINS' POSTSEASON NFL RECORD

Club	G/S	Tackles			Sacks		Interceptions			LG	TD	PD	FF	FR
		Tkl	So	Ast	QB	Yds	No	Yds	Avg					
1986 N.Y. Giants	3/0	8	6	2	0.0	0	0	0	0.0	0	0	0	0	0
1989 N.Y. Giants	1/1	8	8	0	0.0	0	1	0	0.0	0	0	4	0	0
1990 N.Y. Giants	3/3	12	10	2	0.0	0	1	11	11.0	11	0	1	0	0
1993 N.Y. Giants	2/2	10	8	2	0.0	0	0	0	0.0	0	0	0	1	0
1994 Kansas City	1/1	7	6	1	0.0	0	0	0	0.0	0	0	0	0	0
1995 Kansas City	1/1	9	8	1	0.0	0	1	0	0.0	0	0	1	1	0
NFL TOTALS	11/8	54	46	8	0.0	0	3	11	3.7	11	0	6	2	0



PHILLIP DANIELS DE

Height: 6-5
College: Georgia
NFL Experience: 4th
Seahawks Experience: 4th Year
How Acquired: Draft (4th round [a] 1996)
1998 Games Played/Started: 16/15
Career Games Played/Started: 44/25
Birthdate: March 4, 1973
Birthplace: Donalsonville, Ga.

93

1998: Started 15 games at right defensive end and set career-highs in tackles with 48 and sacks with 6.5. Had the first of three multi-sack performances versus Philadelphia (9/6) with 1.5 while helping the defense limit the Eagles to just 174 yards in total offense. Did not start versus Denver (10/11) with a strained neck, but did play in a reserve role. Totaled two sacks versus Oakland (11/1) while leading the defensive line with five tackles and one forced fumble. Recorded a sack and forced a fumble on the same play versus Tennessee (11/29). Forced a fumble versus Indianapolis (12/20) which Shawn Springs returned 14 yards for the game-winning touchdown. Third multi-sack game came in the finale at Denver (12/27) with 1.5.

PRO: Chosen on the fourth round of the 1996 draft. Seahawks traded fourth and fifth round 1996 choices to the Jacksonville Jaguars on the second day of the draft to move up in the fourth round. Played as a reserve in rookie season before earning a starting job in his second year.

1996: Played 15 games as a reserve defensive end and special teams performer. Inactive against Jacksonville with a knee injury. Credited with 11 tackles on defense and 13 tackles on special teams. **1997:** Played 13 games, starting ten, at right end. Earned the starting right end position in the preseason and opened the first four games before injuring a knee versus San Diego (9/21). Credited with 34 tackles, five tackles for loss and four sacks including a forced fumble recovered by Michael Sinclair for a touchdown versus San Diego (11/9).

COLLEGE: Four-year letterman and three-year starter for the Bulldogs. Finished his career with

244 tackles, 18 tackles for loss, and 12 sacks. Started at defensive end as a senior, linebacker as a junior, and defensive tackle as a sophomore.

Collected a personal-high 87 tackles as a junior and tied for the team lead with five sacks. Had 82 tackles as a senior. One of only three true freshmen to letter in 1992, playing outside linebacker. Majored in Social Work.

Phillip discovered powerlifting last year in his hometown of Donaldsonville, Ga. He then proceeded to gain two 1st place finishes in the Florida State Championships in Tampa, Florida.

PERSONAL: All-state honorable mention at Seminole County High School in Donaldsonville, Georgia. Started at quarterback, along with playing linebacker and kicking. Led team to state playoff as a senior. Had 60 tackles and an interception on defense, while passing for 984 yards and rushed for 984 more. Also lettered in basketball and baseball. Played in Georgia High School All-Star Game. Started competing in power lifting competitions during the 1998 off-season and continued in 1999. Placed first at the Florida State Championships and the Oregon State Push-Pull Championship. Lives in Kirkland, Washington, with his wife, Leslie, and two children, a son, Davaris (12/18/92) and daughter, Damara (12/3/97).

DANIELS' NFL RECORD

Club	G/S	Tackles			Sacks		Interceptions			LG	TD	PD	FF	FR
		Tkl	So	Ast	QB	Yds	No	Yds	Avg					
1996 Seattle	15/0	11	9	2	2.0	14.0	0	0	0.0	0	0	1	0	1
1997 Seattle	13/10	34	24	10	4.0	15.0	0	0	0.0	0	0	1	1	0
1998 Seattle	16/15	48	34	14	6.5	32.5	0	0	0.0	0	0	1	3	2
NFL TOTALS	44/25	93	67	26	12.5	61.5	0	0	0.0	0	0	3	4	3

ADDITIONAL STATISTICS

Kickoff Returns: 1997 (Seattle) - 1 for -2 yards

Special Teams Tackles: 1996 (Seattle) - 13 (7 solo, 6 assists); 1997 (Seattle) - 1 (1/0); **Career** - 14 (8/6)

SINGLE GAME HIGHS


Tackles: 5, 5 Times (Last: vs. Denver 12/27/98)

Sacks: 2.0, 2 Times (Last: vs. Oakland 11/1/98)

Interceptions: None

Forced Fumbles: 1, 4 Times (Last: vs. Indy 12/20/98)

Fumble Recoveries: 1, 3 Times (Last: vs KC 10/4/98)



SEAN DAWKINS WR

Height: 6-4

Weight: 218

College: California

NFL Experience: 7th Year

Seahawks Experience: 1st Year

How Acquired: UFA (New Orleans, 1999)

1998 Games Played/Started: 15/15

Career Games Played/Started: 77/92

Birthdate: February 3, 1971

Birthplace: Red Bank, NJ

81

1998: Signed with the Saints as an unrestricted free agent (5/1) and led the team with 823 yards and finished second with 53 receptions. Caught at

least one pass in every game to extend his consecutive receptions streak to 42, entering 1999. Caught five passes for a game-high 110 yards versus Carolina (9/13), including a 64-yard touchdown. Next 100-yard performance came at Car-

Sean has been involved in various Catches for Kids Programs for Children's Hospital to which a dollar amount is donated to kids for each catch he makes. The donations go to the Cancer Center.

olina (11/1) with 102 yards on five receptions. Set a career-high with 148 yards at San Francisco (11/22) while tying a career-high with eight receptions. Added a seven reception day at Arizona (12/20) for 77 yards.

PRO: Enters the 1999 season with a streak of 42 consecutive games with a reception. Signed with the Seahawks as an unrestricted free agent April 14, 1999. A tall, physical veteran receiver who should fit nicely in Mike Holmgren's offense. Has posted eight career 100-yard games. Was originally a first-round draft choice (16th overall) by the Indianapolis Colts in 1993. Spent 1993-1997 with the Colts before playing one year with the Saints in 1998. Has posted five consecutive seasons (1994-98) with at least 50 receptions. Has averaged 55.8 catches the last five seasons. Had a career-high 68 catches in his final season with the Colts (1997).

1993: Played in all 16 games as a rookie starting seven when the Colts opened in three-wide receiver sets. Finished his rookie campaign with 26 receptions for 430 yards. Recorded eight catches for 144 yards versus Dallas (10/24), including a career-long 68-yard reception. First career reception was a 25-yard touchdown in debut versus Miami (10/10). **1994:** Started all 16 games leading the team in receiving yards (742), second in touchdowns (5) and third in receptions with 51. Caught six passes for 105 yards versus Buffalo (10/16). Hauled in a 16-yard touchdown pass versus Seattle (10/2). **1995:** Started 13 games while leading the team with 784 receiving yards and finishing second with 52 receptions. Had six catches for 123 yards versus San Diego (12/17) and caught four passes for 101 yards at New England (11/19). **1996:** Started 14-of-15 games while totaling 751 yards on 54 receptions. Did not start, but played versus the New York Jets (9/8). Did not have a reception that game which ended a 34-game streak with at least one catch. Was inactive due to an ankle sprain at Cincinnati (12/22). Matched a career-high with eight receptions at New England (10/20). **1997:** Established personal highs in both receptions (68) and yards (804), in final season with the Colts, despite missing two games. Became one of only five players in Colts history to post 50 or more receptions in four consecutive seasons. Eclipsed the century mark for the fifth time in his career on a season-high 121-yard performance at New England (11/30) on seven receptions, including one touchdown. Had seven-reception games versus the Patriots (9/7) and at Minnesota (12/21).

COLLEGE: A three-year letterman and two-year starter who opted to forego his senior season.

Totaled 129 receptions for 2,124 yards and 31 touchdowns at Cal. Career touchdown total is a school record, while yardage ranks third and receptions rank sixth on the list. Selected first-team All-America by *Associated Press*, *The Sporting News*, the Walter Camp Foundation and the Football Writers of America as a junior totaling 1,070 yards on 65 receptions for 14 touchdowns, all single-season school records. Was a unanimous All-Pac 10 selection and totaled at least 130 yards receiving in four games with at

least nine receptions three times. As a sophomore he caught 45 passes for 778 yards and 12 scores including a six-catch 139-yard performance versus Stanford. Also helped lift Cal to a Citrus Bowl victory over Clemson. Caught 19 passes for 276 yards and five touchdowns as a freshman.

PERSONAL: Attended Homestead High School in Sunnyvale, California, where he lettered in track and was league champion in the 200 and 400-meter run, and football. He lives in Sunnyvale, California.

DAWKINS' NFL RECORD

Club	G/S	Receiving				LG	TD	Rushing			
		No	Yds	Avg				Att	Yds	Avg	TD
1993 Indianapolis	16/7	26	430	16.5	68	1	0	0	0.0	0	
1994 Indianapolis	16/16	51	742	14.5	49	5	0	0	0.0	0	
1995 Indianapolis	16/13	52	784	15.1	52	3	0	0	0.0	0	
1996 Indianapolis	15/14	54	751	13.9	42	1	0	0	0.0	0	
1997 Indianapolis	14/12	68	804	11.8	51	2	0	0	0.0	0	
1998 New Orleans	15/15	53	823	15.5	64	1	0	0	0.0	0	
NFL TOTALS	92/77	304	4,334	14.3	68	13	0	0	0.0	0	

SINGLE GAME HIGHS

Receiving


Most Receptions: 8, 2 Times, (Last: vs. New England 10/20/96)

Most Yards: 148, at San Francisco 11/22/98

Longest Reception: 68, vs. Dallas 10/10/93

Most Touchdowns: 1, 13 Times (Last: vs. Carolina 9/13/98)

100-Yard Games: 8 Times (Last: at San Francisco 11/22/98)



JOEY ELOMS CB

Height: 5-10

Weight: 183

College: Indiana

NFL Experience: 2nd Year

Seahawks Experience: 2nd Year

How Acquired: Free Agent (1998)

1998 Games Played/Started: 2/0

Career Games Played/Started: 2/0

Birthdate: April 4, 1976

Birthplace: Fort Wayne, In.

43

1998: Signed to the active roster from the practice squad (11/28), and saw action versus Tennessee (11/29) and San Diego (12/13). Recorded one special teams tackle in the Tennessee game.

PRO: Originally signed with Seahawks as an undrafted free agent April 28, 1998. Was released (8/30) and signed to the practice squad (8/31) before joining the active roster. Spent the spring of 1999 playing for the Scottish Claymores of the NFL Europe League.

COLLEGE: Was a three-year starter for the Hoosiers at cornerback and saw limited play on offense. Broke his leg in game four of his junior

year, but returned for a fine senior season. Finished his career with 86 tackles, nine interceptions for 101 yards and 25 passes defended. Also added two blocked kicks. Finished 1997 ranked second in the Big Ten with a 25-yard kickoff return average. Led the team in 1995 with four interceptions including one returned 30 yards for a touchdown versus Michigan State.


PERSONAL: Was a business marketing major at Indiana. Was a three-year All-Conference, two-year All-Area and 1993 Conference MVP as full-back and linebacker at Concordia High School.

ELOMS' NFL RECORD

Club	G/S	Tackles			Sacks		Interceptions			LG	TD	PD	FF	FR
		Tkl	So	Ast	QB	Yds	No	Yds	Avg					
1998 Seattle	2/0	0	0	0	0.0	0	0	0	0.0	0	0	0	0	0
NFL TOTALS	2/0	0	0	0	0.0	0	0	0	0.0	0	0	0	0	0

ADDITIONAL STATISTICS

Special Teams Tackles: 1998 (Seattle) - 1



CHRISTIAN FAURIA TE

Height: 6-4
 College: Colorado
 NFL Experience: 5th Year
 Seahawks Experience: 5th Year
 How Acquired: Draft (2nd round 1995)
 1998 Games Played/Started: 16/15
 Career Games Played/Started: 56/36
 Birthdate: September 22, 1971
 Birthplace: Harbor City, Ca.

86

1998: Won the starting job in the preseason and finished the year with a career-high 37 receptions, tying the team's single-season record for a tight end. Also established career-highs in receiving yards (377) and touchdowns (2). Set personal single-game highs with five receptions and 67 yards at Denver (12/27). Scored team's only touchdown versus Pittsburgh (9/27) on an acrobatic 14-yard reception. Totaled 56 yards versus Oakland (11/1), a career mark at the time which included a 25-yard reception, tying a career-long.

PRO: Second-round 1995 draft choice, the highest choice ever used on a tight end, by the Seahawks.

Christian has hosted a Putt-Putt Invitational, a miniature golf tournament, for two years at the Seahawks facility. Over \$30,000 has been raised for the Boys & Girls Clubs of King County.

Has 82 receptions for 882 yards and two scores in 56 games. **1995:** Played 14 games, starting nine. Missed two games on the inactive list with a knee injury. Caught

camp. Did not start at San Diego (9/1), but returned to the starting lineup against Denver (9/8) and remained there until missing the last six games on injured reserve after breaking an ankle versus Minnesota (11/10). Caught 18 passes for 214 yards and one touchdown, a 23-yarder against Denver (12/1), one of a season-high four receptions for 53 yards. **1997:** Played 16 games with three starts. Caught ten passes for 110 yards, including a career-long 25-yard reception against Atlanta (11/30). Credited with four tackles on special teams.

COLLEGE: Finished his career with 98 receptions for 1,058 yards, and 12 touchdowns. Ranked fourth in school history in receptions and ninth in yards. Big 8 Conference record-holder for receptions by a tight end. Winner of the Derek Singleton Award which is given to the Colorado player who displays the spirit, enthusiasm, and dedication, as a sophomore and junior. First-team All-Big 8 Conference as a senior and third-team Associated Press All-America choice. Caught 35 passes for 356 yards and three touchdowns. Finished second on the team in receptions. Had a single-game high seven receptions for 43 yards against Michigan. Had at least four receptions in three other games. Ended the season with a one-yard touchdown reception against Notre Dame in the Fiesta Bowl. Started every game as a junior, catching 30 passes for 351 yards and one touchdown. Started the season with nine receptions for 97 yards against Texas. Second-team all-conference as a sophomore. Caught 31 passes for 326 yards on five touch-

franchise rookie tight end record 17 passes for 181 yards and one score. **1996:** Played the first 10 games, starting the last nine. Scheduled to be the starter but was slowed after missing all the preseason after breaking a finger in training

downs. Reception total was the most by a Colorado tight end since 1984. Played every game in 1991 as a redshirt freshman. First catch went for a touchdown against Oklahoma. Caught a game-winning 20-yard touchdown pass from field goal formation in a 16-12 win over Oklahoma State. Selected for the East-West Shrine Game, but did not play. Graduated with a degree in Communications.

PERSONAL: First-team All-California Interscholastic Federation and first-team All-Del Ray League as a tight end at Crespi High School in Encino, California. Team captain and Most Valuable Player as a senior while catching 58 passes for 674 yards and six touchdowns. Added 78

tackles and six sacks while playing linebacker. Played only one season of basketball earning Most Valuable Player honors after averaging 16.0 points and 13.0 rebounds per game as a senior. Also lettered in track. Owns his own masonry business along with one of his brothers. One brother, Lance, lettered as a tight end at the University of Washington in 1984. Another, Quinn, played fullback at Northern Arizona in 1989. A sister, Julie, played basketball at the College of the Canyons. Hosts the Christian Fauria Putt-Putt Invitational in the offseason to benefit the Boys and Girls Clubs. Christian and his wife Rhonda live in Del Mar, California. Last name is pronounced FOUR-ee-aa.

FAURIA'S NFL RECORD

Club	G/S	Receiving				LG	TD	Rushing			
		No	Yds	Avg	TD			Att	Yds	Avg.	TD
1995 Seattle	14/9	17	181	10.6	20	1	0	0	0.0	0	
1996 Seattle	10/9	18	214	11.9	23	1	0	0	0.0	0	
1997 Seattle	16/3	10	110	11.0	25	0	0	0	0.0	0	
1998 Seattle	16/15	37	377	10.2	25	2	0	0	0.0	0	
NFL TOTALS	56/36	82	882	10.8	25	4	0	0	0.0	0	

SINGLE GAME HIGHS

Most Receptions: 5, at Denver 12/27/98

Most Yards: 67, at Denver 12/27/98


Longest Reception: 25, 2 Times, (Last: vs. Oakland 11/1)

Most Touchdowns: 1, 4 Times (Last: at Oakland 11/15)

ADDITIONAL STATISTICS

Special Teams Tackles: 1995 (Seattle) - 3 (3 solo); 1997 (Seattle) - 4 (2/2); Career - 7 (5/2).

Kickoff Returns: 1996 (Seattle) - 1 for 8 yards.



JEFF FEAGLES

P

Height: 6-1

Weight: 207

College: Miami

NFL Experience: 12th Year

Seahawks Experience: 2nd Year

How Acquired: UFA (Arizona 1998)

1998 Games Played/Started: 16/0

Career Games Played/Started: 176/0

Birthdate: March 7, 1966

Birthplace: Anaheim, Ca.

10

1998: Tied the third highest average in Seahawks history averaging 44.1 yards on 81 punts. Placed 27 kicks inside the 20, also the third highest total in team history and most since 1994. Had five games with three punts inside the 20. Averaged a season-high 49.6 yards on nine punts in the Kingdome versus Denver (10/11). Punted the ball 10 times versus Oakland (11/15) including a season-long 59-yard kick.

PRO: Veteran punter who has averaged 24 punts inside the opponents' 20-yard line in each of his 11

seasons. Has led the NFC in that category four times (1991, '92, '93, '94). Selected to the NFC Pro Bowl team after the 1995 season. Originally entered the NFL as a free agent with New England in 1988. Joined the Philadelphia Eagles via waivers (6/5/90). Signed with Arizona as an unrestricted free agent (3/2/94), where he played until signing with Seattle (3/4/98). **1988:** Earned All-Rookie honors after handling the punting duties for the Patriots. Finished third in the AFC with 24 Inside 20s. Had the league's

longest punt, a 74-yarder versus Indianapolis (10/2).

1989: Recorded just two touchbacks which were the fewest in the NFL among punters with at least 60 boots. **1990:** Signed by Philadelphia (6/5) off

Jeff's Special Kicks program raised \$19,000 for Camp Fire Boys and Girls Football Camp last season. Also hosts an annual golf tournament in Phoenix, Arizona to benefit MDA.

waivers. Also served as the team's placement holder. Had three punts over 50 yards at Washington (10/21). Had a 39.1-yard average on seven punts in playoff loss to Washington (1/5/91). **1991:** Led the NFL with 29 punts downed inside the 20. Registered a career-long 77-yard punt at Dallas (9/15). Awarded a game ball after booting a 61-yarder late in the game at Cleveland (11/10) that was fumbled inside the end zone to help set-up the Eagles' winning score. Designated the team's emergency quarterback for two games while Jim McMahon was sidelined with an injury. **1992:** Led the NFC with 26 punts Inside 20. Recorded a career-best 52.8-yard average in a victory over Dallas (10/5). Punted in both playoff games. **1993:** Led the NFL with 33 punts downed inside the 20. Rushed one time on a fake field goal in which he had lined up as the holder, gaining 6 yards, but short of the first down versus the Giants (11/21). **1994:** Signed with the

Cardinals as a free agent (3/2). Led the NFC and established a team record with 33 punts downed inside the 20. Earned All-Pro mention by USA Today. **1995:** Led the NFC with a 38.2-yard net average and earned his first trip to the Pro Bowl. Had four punts inside the 20 in 20-14 overtime victory over Seattle (10/29). Earned NFC Special Teams Player of the Week for his 48.3-yard average in a 40-37 overtime victory against Atlanta (11/26). **1996:** Had four punts downed inside the 20 at the Giants (11/3). **1997:** Played in all 16 games for the Arizona Cardinals. Finished fourth in the NFC with a 44.3-yard average. Recorded 24 inside the 20, including five games with three each. Had a 51.0-yard average on seven punts versus Washington (12/7).

HONORS: **1995,** *NFC Pro Bowl, NFC Special Teams Player of the Week (11/26); 1994,* *All-Pro (USA Today),*

COLLEGE: Three-year punter at Miami, including a 40.8-yard average as a senior on the Hurricanes' 11-0 National Championship team in 1987. Transferred to Miami after one season at Scottsdale Community College in the Phoenix, Arizona area.

PERSONAL: Six-time letterman in football, basketball and baseball at Gerard High in Phoenix. Member of the Muscular Dystrophy Association of Arizona executive board. Hosts a golf tournament in Phoenix each offseason to benefit the MDA. Also held the Jeff Feagles Celebrity Black Tie Bowl in 1994-95, which raised \$28,000 for MDA. Lives in Scottsdale, Arizona, with his wife, Michelle, and sons Christopher (12/18/90), Blake (12/28/93) and Trevor (4/17/97).

FEAGLES' NFL RECORD

Club	G/S	No	Punting						
			Yds	Avg.	Net	TB	In20	LG	BL
1988 New England	16/0	91	3,482	38.3	34.1	8	24	74	0
1989 New England	16/0	63	2,392	38.0	31.3	2	13	64	1
1990 Philadelphia	16/0	72	3,026	42.0	35.5	3	20	60	2
1991 Philadelphia	16/0	87	3,640	41.8	34.0	11	29	77	1
1992 Philadelphia	16/0	82	3,459	42.2	36.9	7	26	68	0
1993 Philadelphia	16/0	83	3,323	40.0	35.3	4	31	60	0
1994 Arizona	16/0	98	3,997	40.8	36.0	10	33	54	0
1995 Arizona	16/0	72	3,150	43.8	38.2	8	20	60	0
1996 Arizona	16/0	76	3,328	43.8	36.4	6	23	68	1
1997 Arizona	16/0	91	4,028	44.3	40.8	10	24	61	1
1998 Seattle	16/0	81	3,570	44.1	36.5	12	27	59	0
NFL TOTALS	176/0	896	37,395	41.7	36.3	81	270	77	6

SINGLE GAME HIGHS

Punts: 10, 2 Times (Last: at Oakland 11/15/98)

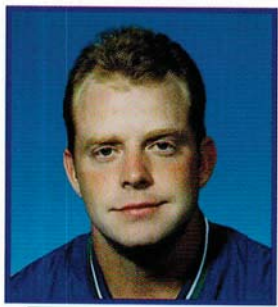
Average: 52.8, vs. Dallas 10/5/92

Longest Punt: 77, at Dallas 9/15/91

Net Average: 48.0, at Dallas 10/5/92

Inside 20: 4, 12 Times (Last: at N.Y. Giants, 11/3/96)

Blocked Punts: 1, Six Times (Last: at Washington, 9/14/97)



GLENN FOLEY QB

Height: 6-2 **Weight:** 220
College: Boston College
NFL Experience: 6th Year
Seahawks Experience: 1st Year
How Acquired: Trade (NYJ-1999)
1998 Games Played/Started: 5/3
Career Games Played/Started: 18/8
Birthdate: October 10, 1970
Birthplace: Cherry Hill, NJ

13

1998: Opened the season as the New York Jets starting quarterback before suffering a rib injury versus Baltimore (9/13). Returned to start at St. Louis (10/4), but was replaced midway through the third quarter by Vinny Testaverde who went on to start the remainder of the season. Threw for a career-high 415 yards and three touchdowns in a season-opening, 36-30, overtime loss at San Francisco (9/6).

PRO: Acquired by the Seahawks in a trade on March 19, 1999, for a '99 seventh-round draft choice. Originally a seventh-round choice in the 1994 college draft by the Jets. In five years with the Jets, Foley played in 18 games, starting eight, completing 189 of 352 attempts for 2,146 yards and 10 touchdowns to 16 interceptions. **1994:** Only action came in the fourth quarter of the season finale versus Houston (12/24) completing five of eight passes for 45 yards and one interception. **1995:** Began the season as the third quarterback before backing up Bubby Brister for three weeks in the middle of the season. First significant action as a pro came versus New England (11/12). Passed for 128 yards on 16 of 29 with one interception, including a 99-yard scoring drive. Suffered a dislocated throwing shoulder on the final play from scrimmage, which required surgery the next day keeping him out of action for the remainder of the season. **1996:** Was the third quarterback the first six weeks and the backup for the next seven games. First pro start of his career came versus New England (12/08). Passed 45 times and completed 22 for 227 yards, one touchdown and two interceptions. Completed two passes over 20 yards and a 4-yard touchdown (first of career) to Keyshawn Johnson in that game. Started the remaining two games of the season versus Philadelphia (12/15) and Miami (12/22). **1997:** Came off the bench versus New England (10/19) and sparked the club to a 24-19 victory while completing 17 of 23 passes for 200 yards and one touchdown. Completed a string of 14-straight passes at one point leading the Jets to three consecutive touchdown drives. Got the call once again in the fourth quarter versus Baltimore (11/2) and engi-

neered a 60-yard drive in overtime that led to a John Hall 37-yard game-winning field goal. Started versus Miami (11/9) and threw for 322 yards on 42 attempts (25 completions) in a losing effort. Started at Chicago (11/16), but suffered a sprained knee ending his season.

COLLEGE: A two-time All-America selection at Boston College, he finished as the school's all-time leader in attempts (1,275), completions (703), TD passes (72) and career starts (44). Is second in passing yardage (10,039) to current Buffalo quarterback Doug Flutie. Had 10 games with at least 300 yards and two games with over 400 yards. Passed for four touchdowns in four different games. Was a finalist for the Davey O'Brien Award given annually to the nation's top college quarterback.

Glenn started the Glenn Foley Wings Foundation after discovering his mother had a kidney illness. Proceeds go towards helping others with kidney problems.

PERSONAL: Earned all-state and all-America honors and was selected as the NJ Gatorade Player of the Year and *The Philadelphia Inquirer* Player of the Year as a senior at Cherry Hill East High School. Led the team to an undefeated record and the state championship as a senior when he passed for 2,196 yards and a state record 25 touchdowns. Earned all-area and all-conference honors in baseball and basketball. Was drafted in the 52nd round of the 1994 Major League Baseball draft by the Florida Marlins as a pitcher. Received his bachelor's degree in sociology in 4 years and began to work towards a master's degree in his final season at Boston College. He and his wife, Jen, live in Cherry Hill, NJ.

FOLEY'S NFL RECORD

Year	Club	G/S	Passing			Pct	TD	Int	LG	Sacked	Rate
			Att	Comp	Yds						
1994	NY Jets	1/0	8	5	45	63.0	0	1	16	0/0	38.0
1995	NY Jets	1/0	29	16	128	55.0	0	1	0	0/0	52.1
1996	NY Jets	5/3	110	54	559	49.1	3	7	46t	0/0	46.7
1997	NY Jets	6/2	97	56	705	58.0	3	1	35t	3/5	86.5
1998	NY Jets	5/3	108	58	749	53.5	4	6	48	4/5	64.9
TOTALS		18/8	352	189	2,186	53.7	10	16	48	7/10	62.8

Year	Club	G/S	Rushing			Avg	LG	TD
			Att	Yds				
1994	NY Jets	1/0	0	0	0.0	0	0	
1995	NY Jets	1/0	1	9	9.0	9	0	
1996	NY Jets	5/3	1	4	4.0	4	0	
1997	NY Jets	6/2	3	-5	-1.7	-2	0	
1998	NY Jets	5/3	4	-5	-1.3	-1	0	
TOTALS		18/8	9	3	0.3	9	0	

SINGLE GAME HIGHS


Passing

Most Attempts: 58, at San Francisco 9/6/98
Most Completions: 30, at San Francisco 9/6/98
Most Yards: 415, at San Francisco 9/6/98
Highest Completion %: 73.9, vs. Balt 11/2/98 (17-23)

Longest Completion: 48, at San Francisco 9/6/98
Most Touchdowns: 3, at San Francisco 9/6/98
Most Interceptions: 4, vs. Philadelphia 12/14/96
Longest Touchdown: 35, at Chicago 11/16/97

FOLEY'S 300-YARD GAMES

Date	Opponent	A	C	Yds	Pct	TD	Int	LG
09/06/98	at San Francisco	58	30	415	51.7	3	1	48
11/09/97	at Miami	48	25	322	52.0	1	1	33



JOEY GALLOWAY WR

Height: 5-11 **Weight:** 188
College: Ohio State
NFL Experience: 5th Year
Seahawks Experience: 5th Year
How Acquired: Draft (1st round 1995)
1998 Games Played/Started: 16/16
Career Games Played/Started: 63/63
Birthdate: November 20, 1971
Birthplace: Bellaire, Oh.

84

1998: A playmaker all year for the Seahawks, he led the team in receptions and touchdowns for the third consecutive season while earning first alternate for the AFC Pro Bowl squad. Tied for the AFC lead with 10 receiving touchdowns, and tied for third with 12 total touchdowns. Finished eighth in the AFC with 1,047 yards receiving; the third 1,000-yard season of his career. Punt return average of 10.0 was seventh in the AFC. Tied a career-high set in 1997 with 12 total touchdowns (10 receiving, 2 punt returns). Led the team with 65 receptions, and four 100-yard games. Recorded his ninth career 100-yard game and a career-high 142 yards on six receptions and two touchdowns in a season-opening victory at

Philadelphia (9/6). Caught touchdowns of 35 and 25 yards. Scored a touchdown and caught two passes in 33-14 victory over Arizona (9/13). Recorded 10th career 100-yard game at Pittsburgh (9/27) with 139 yards on a season-high seven receptions. Connected with John Friesz on a career-long, 81-yard touchdown pass at San Diego (10/25) and later stripped away a 41-yard pass at the 1-yard line to set up the game-winning touchdown. The 81-yard catch was the second longest in Seahawks history (David Sims, 82t). Also returned a punt 74 yards for his third career touchdown, which earned him Seahawks' Special Teams Player of the Week. Returned a punt 56 yards for a score versus Oakland (11/15), and

caught four passes for 71 yards, including a 44-yard touchdown pass from Warren Moon. Caught a 7-yard touchdown pass in a 20-18 win over Tennessee (11/29). Fourth 100-yard receiving performance of the season came at the New York Jets (12/6) on two receptions for 127 yards and two touchdowns. Touchdowns were from 70 and 57 yards and marked his seventh-career multi-touchdown game. Tied a season-high with seven receptions versus San Diego (12/13), including a touchdown. Led team in receptions versus Indianapolis (12/20) with five, and caught a 3-yard touchdown pass. Presented the ball to Make-A-Wish-Child Sterling Grover following the touchdown .

PRO: Eighth overall pick in 1995 and the first wide receiver ever drafted on the first round by the Seahawks. Has started 63 of 64 games, missing one with an ankle injury in 1997. Ranks fourth in team history with 261 receptions. Has led the team in receptions each of the past three seasons and was second as a rookie. Is fourth in yards (4,122) and 36 receiving touchdowns ties him with Daryl Turner for second on the team's all-time list. Has led the team in both receiving yards and touchdowns in each of his four seasons. Totals 12 100-yard receiving games, the third-best total in team history. Has one touchdown rushing and four on punt returns. Totaled the NFL's longest run (86 yards) and punt return (89) in 1995. Both established team records. One of only two players (along with Paul Johns) to have two punt return touchdowns. Ranks fourth with 41 career touchdowns (36 receiving, 4 on punt returns, and one rushing). Totals 5,300 all-purpose yards in 63 games, an average of 82.8 per game. **1995:** Started 16 games and was named NFL Offensive Rookie of the Year by *College and Pro Football Newsweekly* and a

score and returned 36 punts for a 10.0 yard average, and one touchdown. Set franchise season records for receptions, yards, and 100-yard games (three) by a rookie, totals that led all NFL rookies, as did his seven touchdown receptions. Broke Steve Largent's record for rookie receptions (54 in 1976) in 14 games and Daryl Turner's for yardage (715 in 1984) in 11. Established franchise records for longest run from scrimmage, an 86-yard touchdown at Jacksonville (11/12), and longest punt return, an 89-yard score versus the New York Giants (11/05). Combined with Brian Blades to be the first duo with

Joey is involved with the Make-A-Wish Foundation of Washington. He granted the wish of Sterling Grover who wanted to experience being a Seahawks player for a day last season.

1,000 yards in the same season. Had a franchise rookie best three 100-yard games: 5 for 102 yards and one touchdown at Buffalo (10/15); 5 for 114 yards and two scores at Jacksonville; and 5 for 108 yards versus the Raiders (10/08). Franchise had only five 100-yard games by a rookie entering 1995. Named AFC Offensive Player of the Week for his performance against the Jaguars and AFC Special Teams Player of the Month for November. Accounted for 200 yards from scrimmage against the Jaguars and returned 13 punts for a 13.2 yard average in the month. Averaged 48.0 yards on each of his nine touchdowns (7 receiving, 1 rushing, 1 punt return). One of two players in the NFL (along with San Francisco's Jerry Rice) to score three different ways. First rookie wide receiver to start every game and the first since 1976 to start the opener. **1996:** Started 16 games and led team in receptions (57), yards (987), and touchdowns (7). Just missed being only the fourth receiver in league history to have back-to-back 1,000-yard receiving seasons in his first two seasons. Posted two 100-yard games, topped by a single-game best 137 on five receptions, including touchdowns of 51 and 65 yards in a 22-15 win over the Dolphins (10/06) in Miami. Caught five for 108 yards, with a 43-yarder to set up a touchdown at Denver (12/01). Had a single-game high eight receptions in back-to-back midseason games against Houston (11/03) and Minnesota (11/10). Had 94 yards and the game-tying touchdown reception with 3:30 left versus the Oilers and 91 yards and one score against the Vikings. Caught three passes for 99 yards, with receptions of 40 and 42 yards to set up touchdowns versus the Oakland

GALLOWAY VS. LARGENT THROUGH 63 GAMES

	Joey Galloway	Steve Largent
Receptions	261	244
Yards	4,122	4,100
Yards Per Catch	15.8	16.8
Yards Per Game	65.4	65.1
TDs	36	35
100-Yard Games	12	14

consensus All-Rookie choice by *Pro Football Weekly/Pro Football Writers Association*, *College and Pro Football Newsweekly*, and *Football News*. Caught 67 passes for 1,039 yards and seven touchdowns, becoming the 10th rookie in NFL history to surpass 1,000 yards, and first since 1986. Added 154 yards rushing and one

Raiders (11/24). Had a 60-yard reception at San Diego (09/01) in the season opener. Tallied his second career punt return touchdown with an 88-yarder versus Denver (09/08). Averaged 11.8 yards on 12 punt returns through seven games to rank fourth in the AFC before relinquishing those duties to concentrate on offense. **1997:** Started 15 games missing only the Tennessee game (10/5) because of an ankle sprain at Kansas City (9/27) the previous week, an injury suffered on a first quarter touchdown reception which kept him out the remainder of the game. Tennessee game marked the first missed game of his career. Led team in receptions, yards, and touchdowns for the second consecutive season. Set single-season bests with 72 receptions, 1,049 yards, and 12 touchdowns. Touchdown total was the most by a Seahawks player since Steve Largent had 12 in 1985 and was one off the club

NFL RECEIVERS 1996-98

PLAYER	TEAM	TD's
Cris Carter	Minnesota	35
Antonio Freeman	Green Bay	35
Joey Galloway	Seattle	29
Tony Martin	Atlanta	26
Terrell Owens	San Francisco	26
Ed McCaffrey	Denver	25
Terance Mathis	Atlanta	24
Keyshawn Johnson	New York Jets	23
Tim Brown	Oakland	23

record by Daryl Turner in 1984. Co-led the AFC in touchdown receptions and tied for third in total touchdowns. Had at least five receptions in eight games and twice tied his single-game high in a three-week period with eight catches at St. Louis (10/19) and again at Denver (11/2). In between had seven receptions for 117 yards and three touchdowns in a 45-34 win over Oakland (10/26). Scored all three touchdowns in the second half, including the game-clincher with 2:24 left. Oakland game was one of three 100-yard efforts. Caught five passes for 106 yards versus San Diego (9/21) and six for 101 with two touchdowns versus San Francisco (12/21). Totaled 98 yards at Denver (11/2). Scored the game-winning touchdown on a 40-yard reception at San Diego (11/9) with 2:20 left. Averaged 28.6 yards on each of his 12 touchdowns. First alternate to the AFC Pro Bowl squad.

HONORS: **1995, NFL Rookie of the Year** (*College and Pro Football Newsweekly*); *First-Team All-Rookie* (*Pro Football Weekly/Pro Football Writers Association, College and Pro Football Newsweekly, Football News*); *AFC Offensive Player for Week 11* (at Jacksonville 11/12); *AFC Special Teams Player of the Month for Novem-*

ber. 1997, AFC Pro Bowl squad first alternate. 1998, AFC Pro Bowl squad first alternate.

COLLEGE: Finished his four-year career ranked second in school history in touchdown receptions with 19, trailing only Cris Carter's (Minnesota Vikings) 27. Ranked fourth in both career receptions, 108, and receiving yards, 1,894. Added 20 kickoff returns for a 25.0 yard average and one score and 34 punt returns for a 7.8 average. Had two games with three touchdown receptions. Played both split end and flanker earning first-team All-Big Ten Conference honors as a junior and second-team accolades as a senior. Led team in receiving as both a junior and a senior. Recorded 44 receptions for 669 yards and seven touchdowns in 10 games as a senior. Returned 18 kickoffs for 462 yards, a 25.7 yard average, and one touchdown, and 16 punts for a 10.6 average. Had two touchdowns, one a 67-yard reception and the other an 8-yard reverse against Fresno State. Caught seven passes for 93 yards and three touchdowns against Purdue. Touchdown total tied for second in school history. Returned three kickoffs for 136 yards, including a 93-yard touchdown against Indiana. Was the longest return since 1988. Finished his senior season catching eight passes for 146 yards and two touchdowns in the Citrus Bowl against Alabama. Had a career-best 69-yard reception in that game. Caught 47 passes for 946 yards and a school record-equaling 11 touchdowns in 1993. Equaled Carter's 1986 record. Yardage total ranked third for a single-season in school history trailing Carter's 1,127 in 1986 and 950 in 1985. Had four 100-yard games, including 186 on nine receptions with three touchdowns against Michigan State. Yardage was third in school history. Had 150 yards versus Wisconsin, 119 against Northwestern, and 115 versus Indiana. Played the first two games as a sophomore before injuring a knee and missing the rest of the season. Caught 14 passes in 11 games as a redshirt freshman. Played in the East-West Shrine Game. Graduated with a degree in Business/Marketing. National Football Foundation Scholar Athlete and National Association of Collegiate Directors of Athletics Scholarship recipient.

PERSONAL: Caught 32 passes for 608 yards and eight touchdowns, averaged 26.9 yards on kickoff returns and 15.2 on punts as a senior at Bellaire High School in Bellaire, Ohio. All-Ohio choice in basketball and also lettered in track. Has sponsored a group of students, the *Galloway Express*, at each home game. Appeared on *Wheel of Fortune* during the 1996 season with proceeds to benefit the Make-A-Wish Foundation. Lives in Bellaire, Ohio.

GALLOWAY'S NFL RECORD

Club	G/S	Receiving					Rushing				
		No	Yds	Avg	LG	TD	Att	Yds	Avg	LG	TD
1995 Seattle	16/16	67	1,039	15.5	59t	7	11	154	14.0	86t	1
1996 Seattle	16/16	57	987	17.3	65t	7	15	127	8.5	51	0
1997 Seattle	15/15	72	1,049	14.6	53t	12	9	72	8.0	44	0
1998 Seattle	16/16	65	1,047	16.1	81t	10	9	26	2.9	14	0
NFL TOTALS	63/63	261	4,122	15.8	81t	36	44	379	8.6	86t	1

Club	G/S	Punt Returns					Kickoff Returns					
		No	FC	Yds	Avg	LG	TD	No	Yds	Avg	LG	TD
1995 Seattle	16/16	36	12	360	10.0	*89t	1	2	30	15.0	18	0
1996 Seattle	16/16	15	5	158	10.5	88t	1	0	0	0.0	0	0
1997 Seattle	15/15	0	0	0	0.0	0	0	0	0	0.0	0	0
1998 Seattle	16/16	25	5	251	10.0	74t	2	0	0	0.0	0	0
NFL TOTALS	63/63	76	22	769	10.1	89t	4	2	30	15.0	18	0

SINGLE GAME HIGHS

Receiving

Most Receptions: 8, 4 Times (Last: at Den 11/2/97)
Most Yards: 142, at Philadelphia 9/6/98
Longest Reception: 81, from Friesz, at SD 10/25/98 (TD)
Most Touchdowns: 3, vs. Oakland 10/26/97
Longest Touchdown: 81, from Friesz, at SD 10/25/98

Rushing

Most Attempts: 3, vs. Denver 10/1/95
Most Yards: 86, at Jacksonville 11/12/95
Longest Run: *86, at Jacksonville 11/12/95 (TD)
Most Touchdowns: 1, at Jacksonville 11/12/95
Longest Touchdown: *86, at Jacksonville 11/12/95

Punt Returns

Most Returns: 5, 3 Times (Last: at Den 12/27/98)
Most Fair Catches: 2, 4 Times (Last: vs. Oak 12/17/95)
Most Yards: *105, vs. NY Giants 11/5/95 (4 returns)
Longest Return: *89, vs. NY Giants 11/5/95 (TD)
Most Touchdowns: 1, 4 Times (Last: 11/15/98 at Oakland)

* Seahawks Record

GALLOWAY'S 100-YARD GAMES

Date	Opponent	No	Yds	Avg	LG	TD	Date	Opponent	No	Yds	Avg	LG	TD
09/06/98	at Philadelphia	6	142	23.7	35t	2	11/12/95	at Jacksonville	5	114	22.8	38t	2
09/27/98	at Pittsburgh	7	139	19.9	40	0	12/17/95	Oakland	5	108	21.6	43t	1
10/06/96	at Miami	5	137	27.4	65t	2	12/01/96	at Denver	5	108	21.6	43	0
10/25/98	at San Diego	4	130	32.5	81t	1	09/21/97	San Diego	5	106	21.2	53	1
12/06/98	at New York Jets	2	127	63.5	70t	2	10/15/95	at Buffalo	5	102	20.4	54	1
10/26/97	Oakland	7	117	16.7	45	3	12/21/97	San Francisco	6	101	16.8	37t	2


GALLOWAY VS. THE NFL

Opponent	G	No	Yds	Avg	LG	TD	100	Opponent	G	No	Yds	Avg	LG	TD	100
Arizona	2	4	55	13.8	19	1	0	Miami	1	5	137	27.4	65t	2	1
Atlanta	1	3	34	11.3	16	1	0	Minnesota	1	8	91	11.4	19	1	0
Baltimore	1	3	31	10.3	16	0	0	New England	0	0	0	0.0	0	0	0
Buffalo	2	6	129	21.5	54t	1	1	New Orleans	1	5	68	13.6	20	0	0
Carolina	0	0	0	0.0	0	0	0	N.Y. Giants	1	4	35	8.8	10	0	0
Chicago	0	0	0	0.0	0	0	0	N.Y. Jets	3	8	185	23.1	70t	2	1
Cincinnati	1	6	78	13.0	28	0	0	Oakland	8	36	592	16.4	45	7	2
Cleveland	0	0	0	0.0	0	0	0	Philadelphia	2	13	210	16.2	35t	2	1
Dallas	1	4	71	17.8	44t	1	0	Pittsburgh	1	7	139	19.9	40	0	1
Denver	8	37	573	15.5	51	1	1	St. Louis	1	8	75	9.4	13	0	0
Detroit	1	3	22	7.3	10	0	0	San Diego	8	29	537	18.5	81t	4	2
Green Bay	1	1	15	15.0	15	0	0	San Francisco	1	6	101	16.8	37	2	1
Indianapolis	2	11	108	9.8	18	1	0	Tampa Bay	1	3	33	11.0	16	0	0
Jacksonville	2	8	165	20.6	38t	2	1	Tennessee	2	12	130	10.8	18	2	0
Kansas City	8	26	413	15.9	45	3	0	Washington	2	5	95	19.0	59t	1	0
NFL TOTALS		63	261	4,122	15.8	81t	36	12							

GALLOWAY'S GAME-BY-GAME

1995	Opponent	No	Yds	Avg	LG	TD	1997	Opponent	No	Yds	Avg	LG	TD
09/03	Kansas City	4	69	17.3	31	0	08/31	N.Y. Jets	3	34	11.3	17	0
09/10	at San Diego	3	26	8.7	9	0	09/07	Denver	4	84	21.0	29	0
09/17	Cincinnati	6	78	13.0	28	0	09/14	at Indianapolis	6	58	9.7	15	0
09/24	BYE						09/21	San Diego	5	106	21.2	53	1
10/01	Denver	4	89	22.3	51	0	09/28	at Kansas City (ot)	1	41	41.0	41	1
10/08	at Oakland	4	87	21.8	35	1	10/05	Tennessee	Inactive (ankle)				
10/15	at Buffalo	5	102	20.4	54	1	10/12	BYE					
10/22	San Diego	2	15	7.5	10	0	10/19	at St. Louis	8	75	9.4	13	0
10/29	at Arizona	2	35	17.5	19	0	10/26	Oakland	7	117	16.7	45	3
11/05	N.Y. Giants	4	35	8.8	10	0	11/02	at Denver	8	98	12.3	19	0
11/12	at Jacksonville	5	114	22.8	38t	2	11/09	at San Diego	3	84	28.0	40	2
11/19	at Washington	4	90	22.5	59t	1	11/16	at New Orleans (ot)	5	68	13.6	20	0
11/26	N.Y. Jets	3	24	8.0	10	0	11/23	Kansas City	3	36	12.0	20	1
12/03	Philadelphia	7	68	9.7	21	0	11/30	Atlanta	3	34	11.3	16	1
12/10	at Denver	4	49	12.3	17	1	12/07	at Baltimore	3	31	10.3	16	0
12/17	Oakland	5	108	21.6	43t	1	12/14	at Oakland	7	82	11.7	35	1
12/24	at Kansas City	5	50	10.0	15	0	12/21	San Francisco	6	101	16.8	37	2
TOTALS (16/16)		67	1,039	15.5	59t	7	TOTALS (15/15)		72	1,049	14.6	53	12

1996	Opponent	No	Yds	Avg	LG	TD	1998	Opponent	No	Yds	Avg	LG	TD
09/01	at San Diego	4	89	22.3	60	0	09/06	at Philadelphia	6	142	23.7	35t	2
09/08	Denver	3	42	14.0	19	0	09/13	Arizona	2	20	10.0	11	1
09/15	Kansas City	4	57	14.3	19	0	09/20	Washington	1	5	5.0	5	0
09/22	at Tampa Bay	3	33	11.0	16	0	09/27	at Pittsburgh	7	139	19.9	40	0
09/29	Green Bay	1	15	15.0	15	0	10/04	at Kansas City	5	50	10.0	16	0
10/06	at Miami	5	137	27.4	65t	2	10/11	Denver	6	70	11.7	23	0
10/13	BYE						10/18	BYE					
10/17	at Kansas City	3	65	21.7	32	1	10/25	at San Diego	4	130	32.5	81t	1
10/27	San Diego	1	18	18.0	18	0	11/01	Oakland	5	30	6.0	8	0
11/03	Houston	8	94	11.8	18	1	11/08	Kansas City	1	45	45.0	45	0
11/10	Minnesota	8	91	11.4	91	1	11/15	at Oakland	3	30	10.0	12	0
11/17	at Detroit	3	22	7.3	10	0	11/22	at Dallas	4	71	17.8	44t	1
11/24	Oakland	3	99	33.0	42	0	11/29	Tennessee	4	36	9.0	13	1
12/01	at Denver	5	108	21.6	43	0	12/06	at New York Jets	2	127	63.5	70t	2
12/08	Buffalo	1	27	27.0	27	0	12/13	San Diego	7	69	9.9	15	1
12/15	at Jacksonville	3	51	17.0	23	0	12/20	Indianapolis	5	50	10.0	18	1
12/22	at Oakland	2	39	19.5	32	1	12/27	at Denver	3	33	11.0	18	0
TOTALS (16/16)		57	987	17.3	65t	7	TOTALS (16/16)		65	1,047	16.1	81t	10



KEVIN GLOVER

C

Height: 6-2 **Weight:** 282
College: Maryland
NFL Experience: 15th Year
Seahawks Experience: 2nd Year
How Acquired: UFA (Detroit 1998)
1998 Games Played/Started: 8/8
Career Games Played/Started: 185/169
Birthdate: June 17, 1963
Birthplace: Washington, D.C.

53

1998: Started the first eight games at center before suffering a pinched nerve in his back versus Oakland (11/1), that sidelined him for the remainder of the season. Captained an offensive line that cleared the way for the team's running backs (Ahman Green & Ricky Watters) to record a 100-yard effort in each of the team's first three games. Also blocked for Watters' 1,239 yards, the Seahawks' first 1,000-yard season since Chris Warren

in 1995.

PRO: Signed as an unrestricted free agent with Seattle on February 24, 1998, and quickly established himself as a team leader, being voted to the position of captain in his first year. Joined the Seahawks following 13 seasons with the Detroit Lions. Considered one of the NFL's finest centers, earning trips to the Pro Bowl three consecutive years

from 1995-97. Finished his Lions career third on the team's all-time games played list with 177. Instrumental in Barry Sanders' four NFL rushing crowns (1990, '94, '96, '97). Had started 88 consecutive games before back injury in 1998. Became the Lions starting center in 1989, after starting at guard in '88. Originally drafted by the Lions in the second round of the 1985 draft. **1985:** Saw action in the first ten games before being named the starter at left guard for the Vikings game (11/17). Suffered a knee injury in practice prior to the game, however, and missed the rest of the season. **1986:** Played in four games with his first career start at left guard at Cleveland (9/28). Injured his knee in that game and was placed on injured reserve. Returned to the roster for the finale versus Atlanta (12/21), but did not play. **1987:** Played in 12 games with nine starts. He started games at both guard positions and center. Caught a 3-yard touchdown pass versus Denver (11/1), but the play was nullified because he had failed to report as an eligible receiver. Saw extensive action on special teams. Returned one kickoff for 19 yards versus the Rams (12/6). **1988:** Started all 16 games at left guard. **1989:** Moved to center and started all 16 games. Also saw action on special teams. **1990:** Started all 16 games at center. **1991:** Started all 16 games at center. It was the fourth consecutive year he had started every game. Named All-NFC by the Football News and was an alternate to the NFC Pro Bowl squad. **1992:** Started the first seven games at center before suffering a broken leg at Tampa Bay (10/25). Had a streak of 73 consecutive starts snapped. Placed on injured reserve (10/27) for the remainder of the season. **1993:** Returned from broken leg to start all 16 games at center. Played in his 100th career game at New Orleans (9/19). **1994:** Named an alternate to the Pro Bowl after solidifying an offensive line that paved the way for the NFL's top rushing attack with 2,080 yards. **1995:** Named the starting center for the NFC's Pro Bowl team. Earned All-NFC honors from Football News and UPI. All-Pro second-team selection by College & Pro Football Newsweekly and AP. Helped guide

an offensive output of 534 yards versus Minnesota (11/23). **1996:** Named Pro Bowl starter for the second consecutive year after starting all 16 games at center. Assisted in Barry Sanders' NFL leading 1,553 yards rushing. **1997:** Started 16 games for the Lions and earned a spot on the NFC Pro Bowl team as a starter. Anchor of offensive line which helped spring Barry Sanders' 2,053 yards rushing. Made his sixth career playoff start at Tampa Bay (12/28).

Kevin participated in the annual offensive line incentive program that donated funds to the Rainier Vista Boys and Girls Club of Seattle's Central area. The offensive line raised over thirty thousand dollars for the club.

HONORS: **1991,** All-NFL by Football News, Alternate to NFC Pro Bowl squad; **1994,** Alternate to NFC Pro Bowl squad; **1995,** NFC Pro Bowl Starter, All-NFC (Football News, UPI), All-Pro second-team (College & Pro Football Newsweekly, AP); **1996,** NFC Pro Bowl Starter; **1997,** NFC Pro Bowl team.

COLLEGE: Three-year starter at Maryland. Started at tackle as a sophomore and moved to center in his junior year. First-team All-America by the Sporting News after his senior season.

PERSONAL: All-state at Largo High in Largo, Maryland. Earned letters in four sports. Has visited various hospitals and schools in the Detroit community. Involved in Pro Challenge, an anti-substance abuse program in schools. His wife, Cestaine, graduated from Baltimore Law School in 1995. The couple has three children, two daughters Maya Nikkole, 4, and Zaria Grace (5/19/99), and a son, Matthew Robert Romeo, 2. They live in Columbia, Maryland.

GLOVER'S NFL RECORD

Year	Team	—	GP/GS	Playoffs	Year	Team	—	GP/GS	Playoffs
1985	Detroit	—	10/0		1993	Detroit	—	16/16	1/1
1986	Detroit	—	4/1		1994	Detroit	—	16/16	1/1
1987	Detroit	—	12/9		1995	Detroit	—	16/16	1/1
1988	Detroit	—	16/16		1996	Detroit	—	16/16	
1989	Detroit	—	16/16		1997	Detroit	—	16/16	1/1
1990	Detroit	—	16/16		1998	Seattle	—	8/8	
1991	Detroit	—	16/16	2/2	NFL TOTALS			185/169	
1992	Detroit	—	7/7		POSTSEASON				6/6



CHRIS GRAY

G/C

Height: 6-4 **Weight:** 305
College: Auburn
NFL Experience: 7th Year
Seahawks Experience: 2nd Year
How Acquired: UFA (Chicago, 1998)
1998 Games Played/Started: 15/8
Career Games Played/Started: 65/33
Birthdate: June 19, 1970
Birthplace: Birmingham, Al.

62

1998: Started the final eight games of the season replacing an injured Kevin Glover (back) at center. Inactive versus Oakland (11/1) with a concussion. Helped pave the way for a 105-yard rushing day for Ricky Watters in his first start versus Kansas City (11/8). Part of an offensive line that was instrumental in Watters setting a career-high with 178 yards versus Indianapolis (12/20). Served as the deep snapper for field goals and extra points all season. Jason Kyle served as the deep snapper versus Oakland (11/1), when Gray was inactive.

PRO: Entered the NFL as a fifth-round draft choice (132nd overall) of the Miami Dolphins in 1993. Played in 42 games with 23 starts for Miami from 1993-1996. Can play both center and guard. **1993:** Saw action in five games as a rookie. Was inactive for 10 games and did not play in another. **1994:** Played in all 16 games and both playoff contests. Started two games. Made first NFL start versus L.A. Raiders (10/16). **1995:** Started the first ten games before suffering a season-ending left ankle injury versus New England (11/12). Placed on injured reserve (11/15). Underwent surgery to repair ligament damage (11/17). **1996:** Returned from ankle injury and started the first 11 games. Suffered a broken ankle at Houston (11/17) and missed the remainder of the season. **1997:** Played in eight games with

two starts for the Chicago Bears after signing as a free agent (9/10). Signed as a free agent with the Seahawks April 15, 1998.

COLLEGE:


Four-year letterman and two-year starter at Auburn. Second-team All-America and first-team all-SEC selection as a senior. Also earned all-SEC academic honors. Played left tackle as a junior and senior starting every game. Split time between tackle and tight end in first two seasons. Received a B.S. degree in marketing.

Chris attended the annual birthday party held at the Kingdome for the children living at Seattle Emergency Housing, a transitional housing development for 31 homeless families.

PERSONAL: Lettered in football at Home-wood High in Birmingham, Alabama. Played tight end and defensive end. He and his wife, Julie, live in Plantation, Florida.

GRAY'S NFL RECORD

Year	Team	GP/GS	Playoffs	Year	Team	GP/GS	Playoffs
1993	Miami	5/0		1997	Chicago	8/2	
1994	Miami	16/2	2/0	1998	Seattle	15/8	
1995	Miami	10/10		NFL TOTALS		65/33	
1996	Miami	11/11		POSTSEASON			2/0



OSCAR GRAY

FB

Height: 6-1 **Weight:** 255
College: Arkansas
NFL Experience: 4th Year
Seahawks Experience: 3rd Year
How Acquired: Free Agent (1999)
1998 Games Played/Started: DNP
Career Games Played/Started: 9/0
Birthdate: August 7, 1972
Birthplace: Houston, Tx.

35

1998: Did not play in the NFL in 1998 after going to camp with the Seahawks. Signed as a free agent following the season (3/4/99).

PRO: Originally signed as an undrafted free agent with the Arizona Cardinals (4/28/95) before being waived and signed by the Seahawks (8/24/96).
1995: Signed to the Cardinals practice squad 10-of-12 weeks before being activated. **1996:** Signed with Seattle as a free agent on April 2. Played the last nine games with the Seahawks as a reserve full-back and special teams performer after spending

the first seven games on the practice squad. **1997:** Went to the camp and was inactive the first two weeks of the season before being released

COLLEGE: Rushed for 360 career yards on 93 attempts and caught 20 passes for 208 yards. Had 243 yards and had 18 receptions for 182 yards as a junior. Criminal Justice major.


PERSONAL: Played as a fullback and linebacker at M.B. Smiley High School in Houston, Texas. Also lettered in baseball. Rushed for 725 yards and seven touchdowns as a senior.

GRAY'S NFL RECORD

Club	G/S	Rushing					Receiving					
		Att	Yds	Avg	LG	TD	No	Yds	Avg	LG	TD	
1995	Arizona	0/0	0	0	0.0	0	0	0	0	0.0	0	0
1996	Seattle	9/0	1	5	5.0	5	0	2	4	2.0	2	0
1997	Seattle	0/0	0	0	0.0	0	0	0	0	0.0	0	0
1998			Did Not Play									
NFL TOTALS		9/0	1	5	5.0	5	0	2	4	2.0	2	0

ADDITIONAL STATISTICS

Special Teams Tackles: 1996 (Seattle) - 3.



AHMAN GREEN

RB

Height: 6-0 **Weight:** 213
College: Nebraska
NFL Experience: 2nd Year
Seahawks Experience: 2nd Year
How Acquired: Draft (3rd round 1998)
1998 Games Played/Started: 16/0
Career Games Played/Started: 16/0
Birthdate: February 16, 1977
Birthplace: Omaha, Ne.

30

1998: Made the most of limited action in his rookie season as a reserve running back and kick returner. Carried the ball 35 times, gaining 209 yards for an impressive 6.0 average. Rushed for 100 yards on just six attempts in his first career game at Philadelphia (9/6), including a 64-yard burst which set-up his first career touchdown

from 6 yards out. Replaced kick returner Steve Broussard (quad) at San Diego (10/25) in the second half and returned two kickoffs for 89 yards, including a long of 57 yards. Handled all kickoff duties versus Oakland (11/1) and returned five kicks for 125 yards and a long of 39 yards. Was a solid performer on kick cover-

ages with six special teams tackles. Earned Seahawks' Special Teams Player of the Week honors versus Arizona (9/13) with two tackles.

PRO: Selected on the third round, 76th overall, of the 1998 draft. Considered one of the fastest players in the '98 draft. Known for his straight-line speed and ability to get to the corner.

COLLEGE: Three-year starter who ranks second on Nebraska's all-time list with 3,880 yards

Ahman was the keynote speaker at the Seahawks Academy graduation in June. He encouraged everyone to continue their education.

rushing and 42 touchdowns. Added 300 yards on 35 career receptions with three scores. Also rushed for an additional 326 yards on 45 carries and three TDs in Bowl games. All-Big 12 selection and

second-team All-America by AP and *The Sporting News* while helping Nebraska to a share of the National Championship as a senior. Finalist for the Doak Walker Award, given to the nation's top running back. Finished second in the country averaging 156.4 yards per game.

Rushed for 1,877 yards on 278 carries (6.8 yard avg.) and 22 touchdowns. Established a Cornhuskers' record for juniors with 132 points. Recorded 12 consecutive 100-plus yard games, while gaining 99 in the season opener. Had three games over 200 yards. Finished his career with 206 yards and two touchdowns in a 42-17 Orange Bowl victory over Tennessee. As a junior, led the team with 917 yards on 155 carries (5.9-yard avg.) and seven touchdowns. Earned third-team All-Big 12 honors. Rushed for a career-high 214 yards with one touchdown versus Iowa State. Freshman All-America selection by Football News and All-Big Eight pick. Big Eight Freshman of the Year. Rushed for 1,086 yards on 141 carries (7.7 yard avg.) and 13 touchdowns.

PERSONAL: High School All-American and state player of the year at Central High in Omaha, Nebraska. Rushed for 1,000 yards at two different schools, Central as a junior and senior, and North High as a sophomore. Won state titles in the 100 & 200 meters, and the 400 meter relay. Also lettered in baseball. Academic All-Big 12 honorable mention in 1996. Two-time all-state academic honoree. Member of the Nebraska Citizenship Team in 1997. Popular speaker at Boys & Girls Clubs in his hometown of Omaha. Involved in youth camps, the Make-A-Wish Foundation and the Husker Outreach program. Has a daughter, Ahmani (4/16/97).

GREEN'S NFL RECORD

Club	G/S	Rushing					Receiving				
		Att	Yds	Avg	LG	TD	No	Yds	Avg	LG	TD
1998 Seattle	16/0	35	209	6.0	64	1	3	2	0.7	3	0
NFL TOTALS	16/0	35	209	6.0	64	1	3	2	0.7	3	0

Kickoff Returns

Club	G/S	No	Yds	Avg	LG	TD
1998 Seattle	16/0	27	620	23.0	57	0
NFL TOTALS	16/0	27	620	23.0	57	0

SINGLE GAME HIGHS

Rushing

Most Attempts: 7, vs. Arizona (9/13/98)
Most Yards: 100, at Philadelphia (9/6/98)
Longest Run: 64, at Philadelphia (9/6/98)
Most Touchdowns: 1, at Philadelphia (9/6/98)
Longest Touchdown: 6, at Philadelphia (9/6/98)

Kickoff Returns


Most Returns: 5, Two Times (Last: vs. KC 11/8/98)
Most Yards: 125, vs. Oakland (11/1/98)
Highest Average (min 3): 25.0, vs Oakland (11/1/98)
Longest Return: 57, at San Diego (10/25/98)
Most Touchdowns: None

Receiving

Most Receptions: 1, 3 Times (Last: at SD 10/25/98)
Most Yards: 3, at San Diego (10/25/98)
Longest Reception: 3, at San Diego (10/25/98)
Most Touchdowns: None
Longest Touchdown: None

ADDITIONAL STATISTICS

Special Teams Tackles: 1998 (Seattle) - 6.



BRIAN HABIB

G

Height: 6-7 **Weight:** 299
College: Washington
NFL Experience: 12th Year
Seahawks Experience: 2nd Year
How Acquired: UFA (Denver, 1998)
1998 Games Played/Started: 16/16
Career Games Played/Started: 158/117
Birthdate: December 2, 1964
Birthplace: Ellensburg, Wa.

68

1998: Started all 16 games at right guard and helped anchor an offensive line that paved the way for the Seahawks' first 1,000-yard rusher since 1995. Provided solid blocking for five 100-yard rushing games, including a 226-yard performance versus Indianapolis (12/20), the first time the Seahawks have rushed over the 200-yard mark since 1996. Helped protect Jon Kitna versus Tennessee (11/29) allowing him to pass for 298 yards.

PRO: A member of the Denver Broncos offensive line that helped guide the team to a Super Bowl XXXII championship. Originally drafted as a defensive lineman by the Minnesota Vikings in 1988. Became the Vikings starting right guard in 1992, before signing as an unrestricted free agent with the Denver Broncos in 1993. Has been to the playoffs five-of-the-last-10 years with eight games played and seven starts in the postseason. **1988:** Drafted in the 10th round (264th overall) by the Vikings as a defensive end. Spent the entire season on injured reserve after suffering a right shoulder injury during the preseason. Made the switch to the offensive line halfway through the season. Was active, but did not play, in the Vikings two playoff games. **1989:** Played in all 16 games and one post-season game on special teams. **1990:** Saw action as a back-up tackle and played in all 16 games on special teams. **1991:** Played in all 16 games with eight starts, playing both guard and tackle. **1992:** Became the Vikings starting right guard. Played in 16 games with 15 starts. Also started the one postseason game. **1993:** Signed with the Broncos before the season and started all 16 games and one playoff game at right guard. **1994:** Started 16 games for the Broncos. **1995:** Started every game at right guard for the third consecutive season in Denver. **1996:** Started every game and one playoff game at right guard, for the fourth consecutive season. Helped guide Terrell Davis to the AFC rushing title with 1,538 yards. **1997:**

Missed two games with a lower back injury midway through the season, but returned to start three playoff games and Super Bowl XXXII. Shared AFC Offensive Player of the Week honors with his offensive linemates in a 42-17 Wild Card playoff victory over the Jacksonville Jaguars. Led an offensive line that paved the way for Terrell Davis to repeat as AFC rushing champion with 1,750 yards during the regular season. Signed with the Seahawks as an unrestricted free agent on March 6, 1998.

Brian is a firm believer in public service announcements and helping the community. He did a "Sportsmanship" PSA for the Washington Interscholastic Athletic Association during the season.


HONORS: 1997, AFC Offensive Player of the Week (Wild Card Weekend).

COLLEGE: Co-captain at the University of Washington as a senior in 1987, and totaled 70 tackles and two sacks as a defensive end. Earned All Pac-10 honorable mention as a junior after collecting 64 tackles and a sack.

PERSONAL: Four-sport letterman at Ellensburg High, in Ellensburg, Wa. Earned letters in football, basketball, powerlifting and swimming. Held a state-record in swimming. Holds a real estate license and is working on a health and life insurance certification. Brian and his wife, Shannon, have three children; Kaitlin Alexandra (4/30/93), Cole (10/24/95) and MacKenzie (10/5/97). They live in Woodinville, Wa.

HABIB'S NFL RECORD

Year	Team	GP/GS	Playoffs	Year	Team	GP/GS	Playoffs
1988	Minnesota	—	Injured Reserve	1995	Denver	—	16/16
1989	Minnesota	—	16/0	1996	Denver	—	16/16 1/1
1990	Minnesota	—	16/0	1997	Denver	—	14/14 4/4
1991	Minnesota	—	16/8	1998	Seattle	—	16/16
1992	Minnesota	—	16/15 1/1	NFL TOTALS	—	158/117	
1993	Denver	—	16/16 1/1	POSTSEASON	—		8/7
1994	Denver	—	16/16				



CHRIS JACKSON WR

Height: 6-1 **Weight:** 203
College: Washington State
NFL Experience: 1st Year
Seahawks Experience: 1st Year
How Acquired: Free Agent (1999)
1998 Games Played/Started: 0/0
Career Games Played/Started: 0/0
Birthdate: February 26, 1975
Birthplace: Bristol, Penn.

18

1998: Went through training camp with the Seahawks, but was released after the first cut date (8/24). Signed to the Tampa Bay Buccaneers practice squad (9/1), and released midway through the season (10/21).

PRO: Signed with the club as a free agent March 22, 1999. Originally signed as a college free agent April 21, 1998, went to training camp battling for the final receiver position, but was released. Spent time on Tampa Bay's practice squad during the 1998 season.


COLLEGE: A playmaker at receiver for the Cougars, he led his 1997 Washington State team to the Rose Bowl as the Pac-10 Champions. Finished his career with 64 receptions for 1145 yards. An outstanding senior season saw him lead the team with 1,005 yards and finish second in receptions (54) and touchdowns (11). Set single-game highs in yards (185) and receptions (8) in the Apple Cup versus the University of Washington. Spent 1995 ineligible due to transferring from Orange Coast College where he averaged 21.1

yards on 37 catches for 782 yards in 1994. Played basketball at the University of Cal-Riverside in 1993.

PERSONAL:

Did not play football in high school. Was a stand-out basketball and track athlete at Mater Dei High in Santa Ana, Calif. Played in the state championship game in basketball losing to Jason Kidd's team. Was a child psychology major.

Chris has been active in a variety of community events dating back to his college days at Washington State University. He's quick to support his teammates in worthwhile causes.



MICHAEL JENKINS WR

Height: 6-3 **Weight:** 191
College: Hampton
NFL Experience: 2nd Year
Seahawks Experience: 2nd Year
How Acquired: Free Agent (1998)
1998 Games Played/Started: 0/0
Career Games Played/Started: 4/0
Birthdate: August 25, 1974
Birthplace: Portsmouth, Va.

19

1998: Signed to the Seahawks practice squad (11/10), after being released by the Bengals following training camp. Spent the Spring of 1999 playing in the NFL Europe League for the Scottish Claymores with teammate CB Joey Eloms.

PRO: Originally signed by the Bengals as a rookie free agent (4/25/97). 1997: Waived by the Bengals (8/24) and signed to their practice squad (8/26). Signed to the active roster (11/17) and saw action in the final four games of the season on special teams.

COLLEGE: School career receiving yardage

leader with 2,629 yards on 148 receptions and 20 touchdowns. As a senior, caught 56 passes for 963 yards. Named Division I-AA All American as a junior when he caught 52 passes for 836 yards and

Michael participated in the Seahawks Annual Celebrity Waiter Dinner last season that benefitted the Atlantic Street Center and Kirkland Interfaith Transitions in Housing.

seven touchdowns. As a sophomore set a school record with 223 receiving yards in a single game versus C.W. Post.

PERSONAL: Attended I.C. Norcom High School in Chesapeake, Virginia. Accounting major at Hampton. Born in Portsmouth, Virginia.

JENKINS' NFL RECORD

	Club	G/S	No	Receiving				Rushing			
				Yds	Avg	LG	TD	Att	Yds	Avg.	TD
1997	Cincinnati	4/0	0	0	0.0	0	0	0	0	0.0	0
1998	Seattle	Practice Squad									



DUSTIN JOHNSON FB

Height: 6-2 **Weight:** 236
College: Brigham Young
NFL Experience: 1st Year
Seahawks Experience: 1st Year
How Acquired: Free Agent (1999)
1998 Games Played/Started: 0/0
Career Games Played/Started: 0/0
Birthdate: August 5, 1973
Birthplace: Eagar, Az.

41

1998: Spent training camp with the New York Jets, but was released August 14, 1998.


PRO: Originally the New York Jets third pick on the sixth round of the 1998 NFL Draft. Released during training camp. Signed with the Seahawks on June 14, 1999.

COLLEGE: An effective receiver who played both fullback and tight end at Brigham Young. Split time between the two positions as a senior finishing second in receiving with 33 receptions, 394 yards and an 11.9-yard average. Finished fourth in rushing with 117 yards on 18 carries. Pulled in 30 receptions for 464 yards and three touchdowns while rushing for 249 yards and a score as a junior. Named Academic All-America and GTE Academic All-District. Played in 11 games as a sophomore, with three receptions and five carries. Served his church mission in Brisbane, Australia. Majored in exercise physiology/medicine.

PERSONAL: Earned three letters in football,

basketball and track at Round Valley High School in Eagar, Arizona. Finished fifth in the state in the high jump and third in the 110-meter hurdles and shot put. Received the National Football Foundation and Hall of Game Scholar Athlete Award for Arizona. A frequent speaker on behalf of the DARE program. His wife, Dawn, was an All-America hammer thrower at BYU. They live in Phoenix, Az.

Dustin has been active with the D.A.R.E. program, which encourages kids to stay away from drugs.



WALTER JONES

T

Height: 6-5 **Weight:** 300
College: Florida State
NFL Experience: 3rd Year
Seahawks Experience: 3rd Year
How Acquired: Draft (1st round [b] 1997)
1998 Games Played/Started: 16/16
Career Games Played/Started: 28/28
Birthdate: January 19, 1974
Birthplace: Aliceville, Al.

71

1998: Started all 16 games at left tackle protecting the vulnerable blindside of the Seahawks' quarterbacks. Contributed to an offensive line that gave up only 34 sacks on the season, the ninth-lowest total in the NFL. Helped guide the offense to 408 total yards in an opening day 38-0 victory at Philadelphia (9/6), including 188 on the ground. Helped

contribute to five 100-yard rushing performances, including a 178-yard career-high game for Ricky Watters versus Indianapolis (12/20). Team totaled 226 rushing yards in that game, the first time the Seahawks have rushed over the 200-yard mark since 1996. Held Derrick Thomas without a sack at Kansas City (10/4) and the San Diego Chargers (10/25) No. 1 ranked defense sackless. Protected Jon Kitna on his 298-yard passing game versus Tennessee (11/29).

PRO: Selected with the sixth overall pick on the first round of the 1997 draft. Choice was acquired from the Tampa Bay Buccaneers on draft day for the Seahawks 12th overall choice in the first round and a third-round choice obtained from the Atlanta Falcons on March 28th. **1997:** Earned the starting job at left tackle in training camp and started 12 games, earning consensus first-team All-Rookie honors. Inactive for four games (San Diego, 9/21, at Kansas City, 9/28, at Denver, 11/2, at San

Diego, 11/9) with a sprained ankle. Only the second rookie to start at left tackle in team history, joining Ray Roberts (1992). Part of a line that paved the way for team records for total yards (5,759) and passing yards (4,187). Seahawks ranked fifth in the league, allowing one sack every 17.9 pass attempts. Named NFL Offensive Rookie of the Month for October. No other offensive lineman has earned the honor. Named the AFC Western Division's Outstanding Rookie by *The Sporting News*.

HONORS: 1997: *First-team All-Rookie (Pro Football Weekly, College and Pro Football Weekly, Football News); NFL Offensive Rookie of the Month (October); AFC West Outstanding Rookie (The Sporting News).*


COLLEGE: Second-team All-Atlantic Coast Conference choice as a junior. ACC Lineman of Week versus North Carolina State. Eight-time winner of the Victors Club given to the player for exceptional performance. Redshirted in 1995 after transferring from Holmes Community College in Holmes, Mississippi. Lettered two seasons and was named Mississippi Junior College Player of the Year by the *Jackson Clarion-Ledger* in 1994. Allowed just one sack in two seasons. Also played some tight end in the second half the 1994 season. Criminology major.

PERSONAL: Football and basketball letterman at Aliceville High School in Aliceville, Alabama. Joined his offensive line teammates to donate \$40,300 in 1997 through their performance-based *Building Blocks for Kids* program to Evergreen Hospital in Kirkland for a new pediatrics playroom. O-line performance based incentives raised over \$36,000 in 1998, benefiting the Rainier Vista Boys & Girls Club. Lives in Carrotown, Alabama, with his wife, Valeria.

Walter was at the Evergreen Hospital Playroom Grand Opening. The playroom was built by funds raised through the offensive line's incentive program.

JONES' NFL RECORD

Career Games Played/Started: 1997 (Seattle) 12/12; 1998 (Seattle) 16/16; Career 28-28



CHARLES JORDAN WR

Height: 5-11 **Weight:** 185
College: Long Beach City College
NFL Experience: 7th Year
Seahawks Experience: 1st Year
How Acquired: Free Agent (1999)
1998 Games Played/Started: 3/0
Career Games Played/Started: 39/2
Birthdate: October 9, 1969
Birthplace: Los Angeles, Ca.

82

1998: Played in three of the first four games with the Dolphins before suffering a season-ending groin injury. Placed on injured reserve (10/8). Caught two passes for 17 yards prior to injury.

PRO: Did not play football for four years (1989-92) after just one season of college football.

Charles worked with the Cystic Fibrosis Foundation in Miami, Florida, while with the Dolphins.

Signed by the Los Angeles Raiders (5/13/93) following a free agent tryout camp. Acquired by the Green Bay Packers (8/28/94) for a fifth-round draft choice. Signed by the Dolphins

as a restricted free agent (3/13/96) after the Packers did not match the qualifying offer.

1993: Inactive the first six weeks of the season with the Raiders and was placed on injured reserve (10/30) with an abdominal injury.

1994: Played in 10 regular season and two postseason games for the Packers. Rushed once for 5 yards while playing mostly on special teams. Had four special teams tackles, and returned five kickoffs and one punt. Saw first career action at Philadelphia (9/18). Was inactive for five games. Acquired by the Packers for a fifth-round draft choice in 1995. Had two kickoff returns for 27 yards and one special teams tackle in the postseason.

1995: Played in six regular season games with one start for the Packers. Opened the season with an 11-

yard touchdown reception against St. Louis (9/3). Made first career start at Dallas (10/8) and caught one pass for 30 yards. Was inactive for the last eight regular season games and the three postseason games. **1996:** Played in six games for the Dolphins and was inactive for 10. In first action with Miami, led the team with 51 yards receiving on two catches at Arizona (9/8). Had 50 yards on three receptions at New England (11/3). Signed as a restricted free agent (3/13), after the Packers did not match the offer. **1997:** Had career-highs with 14 games played, one start, 27 catches for 471 yards and three scores. Led Miami's wide receivers with three touchdowns. His 17.4-yard average was the highest by a Dolphins' receiver since 1987 (Mark Duper). Led the team with a 10.5-yard punt return average, which ranked seventh in the AFC. Also rushed three times for 12 yards, with a long of 16. Had punt returns of 38 and 24 yards versus Tennessee (9/7). Led the club with 100 yards receiving on four catches, including a touchdown at Green Bay (9/14), for his first career 100-yard game. Had a career-long 44-yard reception in that game, as well. Started at Tampa Bay (9/21) when the Dolphins opened in a three-WR set. Established a single-game high with five receptions for 78 yards at New England (11/23). The following week, recorded five receptions for a career-high 106 yards and two touchdowns at Oakland (11/30). Matched career-long with a 44-yard touchdown reception in that game. Had a three week span with 15 receptions for 235 yards and two scores. Was inactive the last two weeks of the season with an abdominal strain. Caught one pass for 11 yards at New England (12/28) in the postseason. Had surgery in the offseason on hernia.

COLLEGE: All-league wide receiver in only season at LBCC. Led the team with 13 receptions for 328 yards and five touchdowns. Also returned kickoffs and punts.

PERSONAL: Four-year letterman in football, track and wrestling at Morningside High

(Inglewood, Ca.). Established school records in the 100 and 200 meters, as well as the 4x100 and 4x400 relays. Lives with his wife, Kymberly, daughter, Lauren (2/7/92) and son Charles III (2/8/97) in Beverly Hills, Ca.

JORDAN'S NFL RECORD

Club	G/S	Receiving						Rushing			
		No	Yds	Avg	LG	TD	Att	Yds	Avg.	TD	
1993 L.A. Raiders	0/0	0	0	0.0	0	0	0	0	0.0	0	
1994 Green Bay	10/0	0	0	0.0	0	0	1	5	5.0	0	
1995 Green Bay	6/1	7	117	16.7	35	2	0	0	0.0	0	
1996 Miami	6/0	7	152	21.7	43	0	0	0	0.0	0	
1997 Miami	14/1	27	471	17.4	44t	3	3	12	4.0	0	
1998 Miami	3/0	2	17	8.5	10	0	0	0	0.0	0	
NFL TOTALS	39/2	43	757	17.6	44t	5	4	17	4.3	0	
POSTSEASON	3/0	1	11	11.0	11	0	0	0	0.0	0	

Club	G/S	Punt Returns						Kickoff Returns				
		No	FC	Yds	Avg	LG	TD	No	Yds	Avg	LG	TD
1993 L.A. Raiders	0/0	0	0	0	0.0	0	0	0	0	0.0	0	0
1994 Green Bay	10/0	1	1	0	0.0	0	0	5	115	23.0	33	0
1995 Green Bay	6/1	21	2	213	10.1	18	0	21	444	21.1	33	0
1996 Miami	6/0	0	0	0	0.0	0	0	4	81	20.3	22	0
1997 Miami	14/1	26	15	273	10.5	38	0	1	6	6.0	6	0
1998 Miami	3/0	5	4	47	9.4	24	0	0	0	0.0	0	0
NFL TOTALS	39/2	53	22	533	10.1	38	0	31	646	20.8	33	0

SINGLE GAME HIGHS

Punt Returns

Most Attempts: 3, vs. Tennessee (9/7/97)
Most Yards: 65, vs. Tennessee (9/7/97)
Highest Average: 21.7, vs. Tennessee (9/7/97)
Longest Return: 38, vs. Tennessee (9/7/97)
Most Touchdowns: None


Receiving

Most Receptions: 5, Three Times (Last: vs. Detroit, 12/7/97)
Most Yards: 106, at Oakland (11/30/97)
Longest Reception: 44t, at Oakland (11/30/97)
Most Touchdowns: 2, at Oakland (11/30/97)
Longest Touchdown: 44, at Oakland (11/30/97)
100-yd. Games: 2, Last: at Oakland (11/30/97)

ADDITIONAL STATISTICS

Special Teams Tackles: 1993 (L.A. Raiders) - 0; 1994 (Green Bay) - 4; 1995 (Green Bay) - 2; 1996 (Miami) - 0; 1997 (Miami) - 0; 1998 (Miami) - 0; **Career Totals:** 6.





KERRY JOSEPH

S

Height: 6-2 **Weight:** 205
College: McNeese State
NFL Experience: 3rd Year
Seahawks Experience: 2nd Year
How Acquired: Free Agent (1998)
1998 Games Played/Started: 16/0
Career Games Played/Started: 16/0
Birthdate: October 4, 1973
Birthplace: New Iberia, La.

28

1998: Signed as a free agent safety(6/29), after playing for the Rhein Fire of the NFL Europe League where he made the switch from offense to the defensive backfield. Saw action as a backup safety and a key special teams performer. Led the team with 14 special teams tackles. Returned 15 punts for 182 yards (12.1-yard average) and one kickoff for 24 yards. Returned a punt 66 yards to the Chiefs' 16-yard line in the fourth quarter at Kansas City (10/4).

PRO: Originally signed by the Cincinnati Bengals in 1996 as a free agent quarterback. Spent the 1997 training camp with the Washington Redskins as a running back. Signed with the Seahawks prior to training camp in 1998 as a safety after playing in the defensive backfield in the NFL Europe League. **1996:** Spent the entire season on the Bengals' 53-man roster as a quarterback, but was deactivated each week. Had signed as a rookie free agent (4/22). **1997:** Signed by the Washington Redskins as a running back (5/16) and was released at the end of training camp (8/25). **NFL EUROPE LEAGUE:** Played for the World Bowl Champion Rhein Fire during the 1998 season where he switched to the safety position after spending his college and pro career as a quarterback and briefly as a running back. Finished second on the team with three interceptions and tied for second in the league. Aver-

aged over 10 yards on four punt returns and recorded one sack.

COLLEGE: Named Offensive Player of the Year in Louisiana as a senior quarterback. Set 12 school records including 27 touch-down passes and 3,038 yards of total offense. Named Player of the Year in the Southland Conference.

Finished his collegiate career with 67 touchdown passes and 9,676 yards in total offense.

PERSONAL: A Business Management major. Twice earned All-Southland Conference honors in the javelin. Attended New Iberia High School and was all-state in football and basketball. Lettered in baseball and was the state champion in the javelin.

Kerry participated in the Seahawks Saturday in the Central Seattle celebration held in September last season. The celebration included the Grambling State Marching Band from Louisiana.

JOSEPH'S NFL RECORD

Club	G/S	Tackles			Sacks		Interceptions			LG	TD	PD	FF	FR
		Tkl	So	Ast	QB	Yds	No	Yds	Avg					
1996 Cincinnati	0/0													
1997														
1998 Seattle	16/0	21	19	2	0.0	0	0	0	0.0	0	0	1	0	0
NFL TOTALS	16/0	21	19	2	0.0	0	0	0	0.0	0	0	1	0	0

PUNT RETURNS

Club	Returns	Yards	Avg.	LG	TD
1996 Cincinnati					
1997					
1998 Seattle	15	182	12.1	66	0
NFL TOTALS	15	182	12.1	66	0

SINGLE GAME HIGHS

Tackles: 4, at New York Jets (12/6/98)
Sacks: None
Interceptions: None
Punt Returns: 6, at Philadelphia (9/6/98)
Yards: 81, at Kansas City (10/4/98)
Longest: 66, at Kansas City (10/4/98)

ADDITIONAL STATISTICS

Special Teams Tackles: 1998 (Seattle) - 14; Career - 25.



PETE KENDALL

G

Height: 6-5 **Weight:** 292
College: Boston College
NFL Experience: 4th Year
Seahawks Experience: 4th Year
How Acquired: Draft (1st round 1996)
1998 Games Played/Started: 16/16
Career Games Played/Started: 44/43
Birthdate: July 9, 1973
Birthplace: Quincy, Ma.

66

1998: Started 16 games at left guard, and has the longest current streak along the offensive line with 40 consecutive starts. Assisted in a season-opening 406-yard offensive output in a 38-0 victory at Philadelphia (9/6). Saw action at center twice during the season. First snaps at center came versus Oakland (11/1) when he replaced an injured Kevin Glover (back) in the first quarter and played there throughout the remainder of the game. Marked first career action at center since little league. Versus Tennessee (11/29) saw brief action at center on two series replacing starter Chris Gray. Helped block for Ricky Waters' career-high 178 yards versus Indianapolis (12/20).

PRO: First-round draft choice in 1996, 21st player chosen. Has started 40 consecutive games at left guard. **1996:** Second rookie to start the season opener at guard and the first since 1981 (Edwin Bailey). Started 11 of 12 games, missed games three through seven with a knee injury. Played at Kansas City (10/17) as a reserve before returning to the starting lineup. **1997:** Started 16 games at left guard. Missed only five of 1,042 plays, one against San Diego (9/21) and four at Baltimore (12/7). Member of a line that paved the way with team records for total yards (5,759) and passing yards (4,187). Seahawks ranked fifth in the league, allowing one sack every 17.9 pass attempts.

COLLEGE: Four-year starter. First-team All-Big East selection as a junior and senior. All-New England as a junior. Moved to left tackle for his last three seasons after starting at right guard as a freshman. Freshman All-America pick by *Foot-*


ball News in 1992. Redshirted in 1991. Graduated in May 1995 with a degree in Marketing.

PERSONAL: Consensus All-America, Gatorade Circle of Champions, state of Massachusetts and New England Player of the Year at Archbishop Williams High School in Weymouth, Massachusetts. All-Scholastic pick by the *Boston Globe*, *Boston Herald*, and *Patriot-Ledger*. One of 11 players to earn National Football Foundation and Hall of Fame Scholar-Athlete Award recognition. Also earned All-Catholic Central League honors at first base. Father played football at Rhode Island and is a member of the Quincy, Massachusetts, police department. Part of an offensive line that contributed \$40,300 in 1997 through their *Building Blocks for Kids* program to build a pediatrics playroom at Kirkland's Evergreen Hospital. Has hosted a radio show on local all-sports radio in Seattle. Pete and his wife, Michelle, were married on April 20, 1997. They live in Marshfield, Massachusetts, with their son, Peter (5/21/98).

Pete helped present a check to the Rainier Vista Boys & Girls Club, on behalf of the Seahawks' offensive line's incentive program. He also cut a television PSA for the Half Pint Library during the season.

KENDALL'S NFL RECORD

Career Games Played/Started: 1996 (Seattle) 12/11; 1997 (Seattle) 16/16; 1998 (Seattle) 16/16; Career



CORTEZ KENNEDY DT

Height: 6-3
College: Miami
NFL Experience: 10th Year
Seahawks Experience: 10th Year
How Acquired: Draft (1st round 1990)
1998 Games Played/Started: 15/15
Career Games Played/Started: 135/121
Birthdate: August 23, 1968
Birthplace: Wilson, Ar.

96

1998: Started 15 games at right defensive tackle, and appeared in his seventh Pro Bowl. Inactive for season opener at Philadelphia (9/6) with an ankle injury suffered in the preseason. Had two tackles and two passes defended in victory at San Diego (10/25). Recorded a sack and a pass defended at Oakland (11/15). Recorded a sack and scored his first career touchdown on a fumble return in the fourth quarter versus San Diego (12/13). The fumble was forced by DE Matt LaBounty. Touchdown was one of an NFL record 13 return touchdowns scored by the Seahawks, and also one of 10 defensive scores, which is a team record.

PRO: One of the NFL's best and most durable interior linemen since joining the Seahawks in 1990 as the third player chosen on the first round. Had not missed a game due to injury in his career prior to spraining a knee versus San Diego (9/21/97) which caused him to miss the next two games. Tied the team record of seven Pro Bowl appearances (Steve Largent) after the 1998 season. Also holds the franchise record of six consecutive AFC-NFC Pro Bowl berths, including four as a starter, from 1991-96. Ranks fourth in team history in quarterbacks sacks with 50.5, while collecting 545 tackles. Only three defensive linemen in team history have recorded more tackles, Joe Nash 779 in 218 games, Jacob Green 718 in 178 games, and Jeff Bryant 689 in 175 games. One of only two Seahawks players to be named NFL Defensive Player of the Year. Awarded the honor in 1992, while playing for a 2-14 team, to join Kenny Easley (1984). Seattle acquired the draft choice on draft day from the New England Patriots along with a second-round choice in exchange for the Seahawks two first-round selections (#8 and #10) and a fourth-round 1991 draft choice. Seattle's additional first-round draft choice came from the Indianapolis Colts in a 1988 trade for linebacker Fred Young. He was selected after quarterback Jeff George (by the Indianapolis Colts) and running back Blair Thomas (New York Jets). **1990:** Played in 16 games and started two at right tackle. Missed all of training camp and the preseason before signing a contract. Credited with 48 tackles, one sack, a fumble recovery, and a forced fumble. Posted a

season-high 10 tackles, including a sack, at Miami. Six of his tackles against the Dolphins were for no gain or a loss. **1991:** Started 16 games at right defensive tackle and played in his first Pro Bowl. Finished third in tackles with 73, and was second in sacks with 6.5. Led all defensive linemen in tackles and sacks.

The Sporting News' AFC Defensive Player of the Week against the New York Jets (9/8) after recording eight tackles, two sacks, and two passes defended. Also had two sacks against the Indianapolis

Colts (9/29). His 12 tackles versus Kansas City Chiefs (12/1) were a career high. **1992:** Consensus choice as NFL Defensive Player of the Year. One of six finalists for the Miller Lite NFL Player of the Year. NFL Alumni Association and NFL Players Association Defensive Lineman of the Year. Consensus first-team All-NFL pick, and AFC starter in the Pro Bowl. Kansas City 101 Club AFC Defensive Lineman of the Year. Voted the Marcus Nalley Trophy by his teammates as the team's Most Valuable Player. Became only the third player in history to win the Associated Press Defensive Player of the Year award from a team with a losing record, joining Lawrence Taylor of the 1982 New York Giants (4-5) and Reggie White of the 1987 Philadelphia Eagles (7-8). Was the second Seahawks player to win the award along with safety Kenny Easley (1984). Led the team in sacks, 14.0, and forced fumbles, four. Ranked tied for fifth in the AFC in sacks and led all interior linemen. His 14.0 sacks were the third-most in a single season in Seattle history. Finished second on the team in tackles with a career-best 92. Also recovered a fumble and batted down two passes. AFC Defensive Player of the Week in a 10-6 win at New England

**Cortez hosts an
 annual free
 football clinic in
 his hometown of
 Wilson, Arkansas,
 each Spring for
 1,000 youth.**

(9/20) after registering seven tackles, including three sacks, and two forced fumbles. Had two sacks against the Raiders (10/18), and two sacks versus the Philadelphia Eagles (12/13). **1993:** Started 16 games at right defensive tackle and was a consensus first team All-NFL pick for the second straight season and earned his third straight trip to the Pro Bowl and second straight as a starter. Ended the year with 77 tackles, including 60 solo, 6.5 sacks, a forced fumble, and a fumble recovery. Despite constant double and triple teaming led all defensive linemen in tackles, finishing fourth overall, and was second in sacks. Had 10 tackles in back-to-back games, at Houston (11/7) and versus Cleveland (11/14). Recorded two sacks and a fumble recovery at New England (9/19). Deflected a pass against the Chargers (10/3) that was intercepted and returned for a touchdown by Joe Nash. Had a three-game streak with at least one sack. **1994:** Earned his fourth straight trip to the Pro Bowl and third consecutive as a starter after starting 16 games at right tackle. First team All-NFL pick by *Associated Press*, *Sports Illustrated*, and *College and Pro Football Newsweekly* for the third straight season. Led all defensive linemen with 70 tackles. Had nine tackles versus Kansas City (11/27) and seven in three other games. Forced and recovered a fumble on the first play at Houston (12/11) sparking a 16-14 win. Only missed four defensive plays in the last 12 games and none in the last seven. **1995:** Started 16 games at right defensive tackle and made his fifth consecutive appearance in the Pro Bowl, the most consecutive appearances in franchise history. Co-led the team with 6.5 sacks, and led all linemen with 54 tackles. Added a forced fumble. Had 1.5 sacks versus San Diego (10/22). Had a season-high six tackles versus Oakland (12/17). Played in 93 percent of the defensive snaps, missing only 73. **1996:** Started 16 games at right tackle for the sixth consecutive season and made his sixth straight appearance in the Pro Bowl. Also named team Most Valuable Player by his teammates and the winner of the Steve Largent Award, which is given to the player that exemplifies the spirit, dedication, and integrity of the Seattle Seahawks. Only the second player in team history to win both the MVP and Largent Award in the same season. His six straight Pro Bowls are a franchise record. Finished the season with 69 tackles, and 8.0 sacks. Had eight tackles in three games and two games, at Miami (10/6) and versus Buffalo (12/8), with two sacks. AFC Defensive Player of the Week versus Dolphins (10/6) with eight tackles, and two sacks. Part of a front four that combined for an NFL best 40 sacks. **1997:** Started eight games at right defensive tackle. Started the first four games before missing games five (at Kansas City 9/21) and six (Tennessee 10/5) after spraining a knee against San Diego (9/21). Games missed were the first of his career and snapped a streak of 116 straight games played and a club

record streak of 100 consecutive games started. Returned to start four games, only to break his ankle six plays into the game at San Diego (11/9). Inactive the next four games before being placed on injured reserve for the last two. Finished the season with 18 tackles and two sacks.

HONORS: **1990**, *First-team All-Rookie (Pro Football Writers Association)*. **1991**, *AFC Pro Bowl Squad; First-team All-NFL (Football Digest); First-team All-AFC (Football News); Second-team All-AFC (NEA, College and Pro Football Newsweekly); Seattle Post-Intelligencer Sports Star of the Year finalist*. **1992**, *AFC Pro Bowl starter; Miller Lite NFL Player of the Year finalist; NFL Defensive Player of the Year (Associated Press, Pro Football Weekly/Pro Football Writers Association, Columbus, Ohio, Touchdown Club); NFL Defensive Lineman of the Year (NFL Alumni Association, NFL Players Association); NFL's Top Defensive Tackle (Pro Football Weekly); AFC Defensive Lineman of the Year (Kansas City 101 Club), First-team All-NFL (Associated Press, Sports Illustrated, The Sporting News, USA Today, Pro Football Weekly/Pro Football Writers Association, Football Digest, NEA); First-team All-AFC (Pro Football Weekly); Seattle Post-Intelligencer Sports Star of the Year finalist; Marcus Nalley Trophy (Seahawks MVP as voted by teammates); AFC Defensive Player of Week 3 (at New England)*. **1993**, *AFC Pro Bowl Starter; First-Team All-NFL (Associated Press, Sports Illustrated, The Sporting News, Pro Football Weekly/Pro Football Writers Association, Football Digest, College and Pro Football Newsweekly); First-Team All-AFC (UPI)*. **1994**, *AFC Pro Bowl Starter; First-Team All-NFL (Associated Press, Sports Illustrated, College and Pro Football Newsweekly); First-Team All-AFC (UPI, Pro Football Weekly/Pro Football Writers Association, Football News)*. **1995**, *AFC Pro Bowl squad*. **1996**, *Steve Largent Award; Marcus Nalley Trophy (Seahawks MVP as voted by teammates); AFC Pro Bowl starter; Second-Team All-NFL (Associated Press, Football Digest); First-Team All-AFC (Pro Football Weekly/Pro Football Writers Association, Football News, United Press International); AFC Defensive Player of Week 6 (at Miami)*. **1998**, *AFC Pro Bowl, Ed Block Courage Award*.

COLLEGE First-team All-America choice by *The Sporting News* in 1989, and a second-team selection by Associated Press while playing for former Seahawks Head Coach Dennis Erickson. Took over as the starter as a senior and finished the season with 92 tackles (45 solo), 22 tackles for loss, 7.5 sacks, 16 quarterback pressures, and one fumble recovery as Miami captured the national champi-

onship with an 11-1 record. Led the team in tackles for loss, ranked second in sacks, and led all defensive linemen in tackles. Had a season-high 13 tackles (9 solo), including a sack, two tackles for loss, and two quarterback pressures in a 27-10 win over Notre Dame. Also had 13 tackles with a sack and two tackles for loss against Pittsburgh. Saw action in all 12 games with the Hurricanes in 1988 after transferring from Northwest Mississippi Junior College. Credited with 27 tackles, six tackles for loss, seven pressures, and two sacks. Totaled 114 tackles, 28 tackles for loss, and 9.5 sacks at Miami as teams posted a 22-2 record. Had 129 tackles in two junior college seasons, 22 tackles for loss, and 15 sacks. Majored in Criminology.

PERSONAL: Attended Rivercrest High School in Wilson, Arkansas. School retired his jersey in 1991. Hosts an annual football clinic for youngsters between the ages of six and 16 at Rivercrest Jr. High during the offseason. Main Street in his hometown of Wilson, Arkansas, was re-named *Cortez Kennedy Avenue*, in his honor on April 18, 1998. Inducted into the Northwest Mississippi Junior College Hall of Fame in 1998. Changed his jersey number from 96 to 99 for the 1992 season to honor his friend and fellow University of Miami alum, Jerome Brown, who was killed in a car accident in June, 1992. Cortez has a daughter, Courtney (3/21/95). Lives in Bellevue, Washington.

KENNEDY'S NFL RECORD

Club	G/S	Tackles			Sacks		Interceptions			LG	TD	PD	FF	FR
		Tkl	So	Ast	QB	Yds	No	Yds	Avg					
1990 Seattle	16/2	48	38	10	1.0	8.0	0	0	0.0	0	0	3	1	1
1991 Seattle	16/16	73	65	8	6.5	54.0	0	0	0.0	0	0	4	1	0
1992 Seattle	16/16	93	76	17	14.0	89.0	0	0	0.0	0	0	5	4	1
1993 Seattle	16/16	77	60	17	6.5	38.0	0	0	0.0	0	0	3	1	1
1994 Seattle	16/16	70	54	16	4.0	28.0	0	0	0.0	0	0	3	1	1
1995 Seattle	16/16	54	40	14	6.5	6.5	0	0	0.0	0	0	3	1	0
1996 Seattle	16/16	69	51	18	8.0	49.5	0	0	0.0	0	0	4	2	0
1997 Seattle	8/8	18	10	8	2.0	10.0	0	0	0.0	0	0	1	0	0
1998 Seattle	15/15	43	20	13	2.0	17.0	0	0	0.0	0	0	6	0	1
NFL TOTALS	135/121	545	414	121	50.5	332.0	0	0	0.0	0	0	32	11	5

SINGLE GAME HIGHS

Tackles: 12, vs. Kansas City 12/1/91

Sacks: 3.0, at New England 9/20/92

Interceptions: None

Forced Fumbles: *2, at New England 9/20/92

Fumble Recoveries: 1, 5 Times (Last: at Hou 12/11/94)

Touchdowns: 1, vs. San Diego (12/13/98) fumble return

*Seahawks Record





JON KITNA


QB

Height: 6-2 Weight: 217
College: Central Washington
NFL Experience: 3rd Year
Seahawks Experience: 3rd Year
How Acquired: Free Agent (1996)
1998 Games Played/Started: 6/5
Career Games Played/Started: 9/6
Birthdate: September 21, 1972
Birthplace: Tacoma, Wa.

1998: Started the final five games after seeing limited action in the fourth quarter as the third QB at Kansas City (10/4). Was the deactivated third QB 10 of the first 11 games. He was the backup to starter John Friesz at San Diego (10/25), but did not play. First start of the season and second of his career was versus Tennessee (11/29). Named AFC Offensive Player of the Week for his 298-yard passing effort, and fourth-quarter comeback victory. Led the team to victory with a 41-yard, 32-second drive in the final minute that ended with a 48-yard Todd Peterson field goal and a 20-18 win. His 298 yards passing marked a career-high. He threw two touchdown passes in the Oilers game, a 7-yarder to Joey Galloway and a 59-yarder to James McKnight. Completed 17 of 24 attempts in start at New York Jets (12/6), for 278 yards, two touchdowns and two interceptions. Completed a career-long 70-yard TD pass to Galloway in the first quarter and followed that just three minutes later with a 57-yard TD pass to

Galloway. Also rushed three times for 25 yards at the Jets. Led the team to a 38-17 victory over San Diego (12/13) passing for 140 yards and one touchdown while also rushing for a 2-yard touchdown. Led the team to a 27-23 victory over Indianapolis (12/20), rallying the squad to 17 fourth quarter points. Had a 3-yard touchdown pass to Galloway, marking the fifth TD pass to Galloway in a four-game stretch. Ended the season by passing for 242 yards at Denver (12/27) with one touchdown and one interception.

PRO: Has ignited the Seahawks offense in six career starts, posting a 4-2 record, including three fourth-quarter comeback victories. Home-town hero who became the Seahawks' starting quarterback for the final five games of the 1998 season. Saw action in three games with one start in 1997, after spending the entire 1996 season on the practice squad. Originally signed as an undrafted free agent (4/25/96). Was waived (8/19/96) and signed to the practice squad the following day. **NFL EUROPE LEAGUE:** Played the 1997 season with the Barcelona Dragons and earned Most Valuable Player honors in the Dragons' 38-24 win over the Rhein Fire in the World Bowl. Had a league record 401 yards and two touchdowns while completing 23 of 31 passes. Runner-up for World League MVP honors after leading the league in attempts (317), completions (171), yards (2,448), and touchdowns (22) in 10 games. Added 334 rushing yards and three scores to set the mark for quarterbacks. **1996:** Originally signed as an undrafted free agent (4/25). Was waived at the end of training camp (8/19) and signed to the practice squad the next day. Spent the entire season on the practice squad. **1997:** Played three games, including his first career start at Oakland (12/14). Completed 23 of 37 passes for 283 yards and one touchdown with two interceptions in a 22-21 win. Overcame a 21-3 half-time deficit, the second-largest comeback in franchise history. Completed 16 of 22 passes for 147 yards in the second half and guided a 14-play, 52-yard drive for the game-winning field goal with 2:20 left. Connected with Mike Pritchard on a 61-yard completion (the Seahawks longest play from scrimmage in 1997). Had seen action in only



Kitna, a local product from Tacoma, has posted a 4-2 record as a starting quarterback over the last two years.

three plays, all at Indianapolis (9/21), before starting, making him the second most inexperienced quarterback starter in franchise history. Played the fourth quarter against San Francisco (12/21) and scored his first career touchdown on a 2-yard run. Led all NFL quarterbacks in the preseason with a 125.3 rating by completing 42 of 51 (82.4%) passes for 420 yards, five touchdowns and one interception.

HONORS: 1998, AFC Offensive Player of the Week (vs. Tennessee, 11/29), NFL Unsung Hero Award (NFL Players Association).

COLLEGE: First-team NAIA All-America choice as a senior and first-team All-Mt. Rainier League. Started 14 games and led the Wildcats to the NAIA Championship game. Completed 364 of 576 passes for 4,616 yards with 42 touchdowns and 14 interceptions. Surpassed 300 yards eight times topped by 455 yards and four touchdowns versus Western Washington in 1995. Had 454 yards versus Whitworth. Career best 456 yards and seven touchdowns came versus Pacific Lutheran in 1994. Had six touchdown passes versus Pacific Lutheran in 1993. Finished his career completing 911 of 1,550 passes, 58.8%, for 12,353 yards, 99 touchdowns and 59 interceptions in 43 games. Had 17 games over 300 yards. Threw for 93 touchdowns and 47

interceptions in his last three seasons. Graduated with a degree in Math Education.

PERSONAL: Football, basketball, and baseball letterman at Lincoln High School in Tacoma, Washington. Filmed a PSA promoting responsible parenthood along with team mate Michael Sinclair in 1998. Started a Christian-based ministry at Remann Hall in Tacoma. In addition to spending time with the teenagers at the center, Kitna encourages his teammates to make visits throughout the year. Jon and his wife, Jennifer, were married on August 13, 1994. They have two children a son, Jordan (10/30/97), and a daughter, Jada (11/18/98) and live in Bothell, Wa.

Jon hosts an annual golf & bowling tournament to raise money to benefit the Boys and Girls Clubs of Pierce County. Also worked with the DSHS on their "Fatherhood" campaign, promoting responsible parenthood.

KITNA'S NFL RECORD

Year	Club	G/S	Passing					TD	Int	LG	Sacked	Rate
			Att	Comp	Yds	Pct	LG					
1996	Seattle											
1997	Seattle	3/1	45	31	371	68.9	1	2	61	3/10	82.8	
1998	Seattle	6/5	172	98	1,177	57.0	7	8	70t	11/72	72.3	
TOTALS		9/6	217	129	1,548	59.4	8	10	70t	14/82	74.4	

SINGLE GAME HIGHS


Attempts:	39	vs. Tennessee	(11/29/98)
Completions:	24	vs. Tennessee	(11/29/98)
Yards:	298	vs. Tennessee	(11/29/98)
Percentage:	70.8	at NY Jets	(12/6/98) 24-17
Longest no TD:	61	at Oakland	(12/14/97) to Mike Pritchard
Longest TD:	70t	at NY Jets	(12/6/98) to Joey Galloway
Most TDs:	2	two times	(Last: at NY Jets, 12/6/98)
Interceptions:	3	vs. San Diego	(12/13/98)
Rushes:	6	two times	(Last: vs. San Diego, 12/13/98)
Rushing Yds.:	25	at NY Jets	(12/6/98)
Rushing TDs:	1	vs. San Diego	(12/13/98)

KITNA'S GAME-BY-GAME PASSING & RUSHING

Date	Opponent	P/S	PASSING					Sacked	RUSHING						
			Att	Com	Yds	Pct	TD		Att	Yds	Avg	LG	TD		
08/31	NY Jets														
09/07	Denver														
09/14	at Indianapolis	(P)	0	0	0	00.0	0	0	0	0/0	2	-2	-1.0	-1	0
09/21	San Diego														
09/28	at Kansas City														
10/05	Tennessee														
10/19	at St. Louis														
10/26	Oakland														
11/02	at Denver														
11/09	at San Diego														

1997		PASSING						RUSHING							
Date	Opponent	P/S	Att	Com	Yds	Pct	TD	Int	LG	Sacked	Att	Yds	Avg	LG	TD
11/16	at New Orleans								Did Not Play						
11/23	Kansas City								Did Not Play						
11/30	Atlanta								Did Not Play						
12/07	at Baltimore								Did Not Play						
12/14	at Oakland	(S)	37	23	283	62.2	1	2	61	1/5	6	11	1.8	8	0
12/21	San Francisco	(P)	8	8	88	100.0	0	0	19	1/5	2	0	0.0	1t	1
1997 TOTALS			(3/1) 45	31	371	68.9	1	2	61	2/10	10	9	0.9	8	1

1998		PASSING						RUSHING							
Date	Opponent	P/S	Att	Com	Yds	Pct	TD	Int	LG	Sacked	Att	Yds	Avg	LG	TD
09/06	at Philadelphia								Did Not Play						
09/13	Arizona								Did Not Play						
09/20	Washington								Did Not Play						
09/27	at Pittsburgh								Did Not Play						
10/04	at Kansas City	(P)	12	3	42	25.0	0	1	16	0/0	1	11	11.0	11	0
10/11	Denver								Did Not Play						
10/25	at San Diego								Did Not Play						
11/01	Oakland								Did Not Play						
11/08	Kansas City								Did Not Play						
11/22	at Dallas								Did Not Play						
11/29	Tennessee	(S)	39	24	298	61.5	2	1	59t	1/2	3	5	1.7	3	0
12/06	at NY Jets	(S)	24	17	278	70.8	2	2	70t	1/7	3	25	8.3	21	0
12/13	San Diego	(S)	31	16	140	51.6	1	3	15	2/10	6	4	0.7	2t	1
12/20	Indianapolis	(S)	29	16	177	55.2	1	0	22	4/27	5	17	3.4	17	0
12/27	at Denver	(S)	37	22	242	59.5	1	1	24	3/26	2	5	2.5	5	0
1998 TOTALS			(6/5) 172	98	1,177	57.0	7	8	70t	11/72	20	67	3.4	21	1
Career Totals			(9/6) 217	129	1,548	59.4	8	10	70t	14/82	32	74	2.3	21	2



MATT LABOUNTY DE

Height: 6-4 **Weight:** 275
College: Oregon
NFL Experience: 7th Year
Seahawks Experience: 4th Year
How Acquired: Trade (Green Bay, 1996)
1998 Games Played/Started: 16/1
Career Games Played/Started: 55/9
Birthdate: January 3, 1969
Birthplace: San Francisco, Ca.

99

1998: Saw action in 16 games with one start at defensive end. Played both DE and DT in the nickel. Finished the season with a single-season career-high 6.0 sacks, including his first career multi-sack game; a 2.0 sack performance versus San Diego (12/13). Also

Matt teamed with Junior Achievement in Alaska for a kids day benefit. He also participates in a reading program at Alexander Graham Elementary School.

forced a fumble in that game, which was returned for a touchdown by DT Cortez Kennedy. Twice recorded career-highs with three tackles at Pittsburgh (9/27) and versus San Diego (12/13). Started

at RDE versus Denver (10/11) replacing Phillip Daniels (strained neck).

PRO: A pass-rush specialist, who entered the NFL as the 12th-round draft choice of the San Francisco 49ers in 1992. Claimed on waivers by the Green Bay Packers in 1993 and spent three seasons in Green Bay (1993-95). A pass rush specialist, he has played both DT and DE. **1992:** Spent the entire season on the 49ers practice squad after re-signing on September 5. **1993:** Played in the first five games for San Francisco before being placed on the practice squad (10/16). Returned to the active roster (12/4) before being claimed by Green Bay (12/8). On the Packers inactive list for the last four regular season games and two postseason contests. **1994:** Missed the entire season on injured reserve with a back injury in training camp. **1995:** Inactive the first two games before playing in the last 14 with two starts. Also played in all three playoff games. Primarily backed up at left end, but also saw action at both end and tackle as a pass rusher. Made his career start versus Chicago (12/12). Also

started at Tampa Bay (12/10). Finished the season with 16 tackles and three sacks. Started against Atlanta (12/31) in the NFC Wild Card Game and had a sack. **1996:** Played three games after being acquired from the Green Bay Packers in exchange for safety Eugene Robinson (6/26). On the 53-man roster for 16 games, but a training camp knee injury limited his availability. **1997:** Played in 16 games with six starts at defensive end. Also, saw action as a tackle in nickle situations. Credited with 18 tackles and three sacks. Registered a season-high three tackles versus Tennessee (10/5).

COLLEGE: Four-year letterman and three-year starter. Finished his career with a school record

23.5 sacks. Added 177 tackles, 41 tackles for loss, and two fumble recoveries. Started 33 of last 35 games at either left or right end. Had 10 sacks as a junior. Single-season best 66 tackles came in 1989. Redshirted in 1987. Majored in Sociology.

PERSONAL: Two-way lineman at San Marin High School in Novato, California, along with teammate QB Mike McCoy. Did not play organized football until his sophomore year. Matt and his wife, Kelly Blair, were married 1/31/98. Kelly won the heptathlon at the 1996 US Olympic Trials and finished eighth in the Summer Olympics in Atlanta. They live in Seattle, Washington.

LABOUNTY'S NFL RECORD

Club	G/S	Tackles			Sacks		Interceptions				TD	PD	FF	FR
		Tkl	So	Ast	QB	Yds	No	Yds	Avg	LG				
1992 San Francisco														
		Practice Squad												
1993 San Francisco	6/0	2	1	1	0.0	0.0	0	0	0.0	0	0	0	0	0
Green Bay	0/0	0	0	0	0.0	0.0	0	0	0.0	0	0	0	0	0
1994 Green Bay		injured reserve (back)												
1995 Green Bay	14/2	16	11	5	3.0	20.0	0	0	0.0	0	0	3	0	0
1996 Seattle	3/0	0	0	0	0.0	0.0	0	0	0.0	0	0	0	0	0
1997 Seattle	16/6	21	16	5	3.0	18.0	0	0	0.0	0	0	1	0	0
1998 Seattle	16/1	18	14	4	6.0	25.0	0	0	0.0	0	0	0	1	1
NFL TOTALS	55/9	57	42	15	12.0	63.0	0	0	0.0	0	0	4	1	1

SINGLE GAME HIGHS

Tackles: 3, Three Times (Last: vs. San Diego, 12/13/98)

Sacks: 2.0, vs. San Diego (12/13/98)

Interceptions: None

Forced Fumbles: 1, vs. San Diego (12/13/98)


Fumble Recoveries: 1, vs. Tennessee (11/29/98)

ADDITIONAL STATISTICS

Special Teams Tackles: 1995 (Green Bay) - 3.

Postseason Games Played/Started: 1995 (GB) - 3/1.

Postseason Defensive Statistics: 1995 (Green Bay) - 4 tackles; 1 sack; 1 pass defensed.



JAMES LOGAN

LB

Height: 6-2

Weight: 225

College: Memphis

NFL Experience: 5th Year

Seahawks Experience: 5th Year

How Acquired: Waivers (Cincinnati, 1995)

1998 Games Played/Started: 4/1

Career Games Played/Started: 34/2

Birthdate: December 6, 1972

Birthplace: Opp, Al.

56

1998: Entered the season as a backup outside linebacker and special teams performer. Saw action on special teams and limited time at LB in the first two games. Moved into the starting lineup versus Washington (9/20) and recorded a career-high and team leading 11 tackles, while adding his first career sack. Was scheduled to start the following week at Pittsburgh (9/27) but suffered a broken fibula on the opening kickoff. Placed on injured reserve (9/30).

PRO: Entered the NFL as a free agent with the

Houston Oilers in 1995. Also played with the Cincinnati Bengals before joining the Seahawks. Has spent most of his career as a standout special teams player. Suffered a broken fibula in what would have been his third career start in 1998.

1995: Played six games with Seattle on special teams after being claimed on waivers from the Cincinnati Bengals (10/31). Credited with eight tackles, according to coaches film study, including three at Washington in his first game. Originally signed as a free agent with the Houston Oilers. Waived by Houston (8/28) and signed to their

practice squad. Added to the active roster by the Oilers (9/15) and was inactive for one game and played in three before being waived and claimed by Cincinnati (10/18). Played in one game, versus Cleveland (10/29), with the Bengals. **1996:** Inactive for the first nine games because of broken leg suffered in the preseason opener. Returned to play in six-of-the-last-seven games on special teams. Credited with four special teams tackles. Played in the NFL Europe League with the Scottish Claymores in 1997 and was credited with 37 tackles, two sacks, and two forced fumbles. **1997:** Played 14 games and made his first career start at right linebacker at Oakland (12/14) for an injured Chad Brown (concussion). Also played most of the second half at Baltimore (12/7) for Brown. Credited with four tackles, including three versus the Raiders. Finished the season tied for second with 18 special teams tackles. His six special teams tackles versus

Oakland (10/26) was a single-game team high. Led the team with four tackles inside the 20 yard line.

COLLEGE: Two-year letterman after transferring from junior college. Played two seasons at Memphis as a defensive end collecting 70 tackles, 14 sacks, and three tackles for loss. Played 19 games, starting 10. Had 44 tackles and a team-high eight sacks as a senior, including a school record four sacks against Arkansas State. Recipient of the Glen Jones Award presented to the player who leads through determination, desire, and courage. Lettered in both football and track at Jones Junior College in Ellisville, Mississippi. Played and started 21 games in two seasons and was credited with 283 tackles and 10.5 sacks. Selected to play in the Mississippi North-South Junior College All-Star Game.

PERSONAL: Football and track letterman at Opp High School in Opp, Alabama. Football team captain as a senior. Lives in Opp, AL.

LOGAN'S NFL RECORD

Club	G/S	Tackles			Sacks		Interceptions			LG	TD	PD	FF	FR
		Tkl	So	Ast	QB	Yds	No	Yds	Avg					
1995 Houston	3/0	0	0	0	0.0	0	0	0	0.0	0	0	0	0	0
Cincinnati	1/0	0	0	0	0.0	0	0	0	0.0	0	0	0	0	0
Seattle	6/0	0	0	0	0.0	0	0	0	0.0	0	0	0	0	0
1996 Seattle	6/0	0	0	0	0.0	0	0	0	0.0	0	0	0	0	0
1997 Seattle	14/1	4	2	2	0.0	0	0	0	0.0	0	0	0	0	1
1998 Seattle	4/1	17	12	5	1.0	11.0	0	0	0.0	0	0	1	0	0
NFL TOTALS	34/2	21	14	7	1.0	11.0	0	0	0.0	0	0	1	0	1

SINGLE GAME HIGHS

Tackles: 11, vs. Washington (9/20/98)

Sacks: 1.0, vs. Washington (9/20/98)

Interceptions: None

Forced Fumbles: None

Fumble Recoveries: 1, at Oakland (12/21/97)

ADDITIONAL STATISTICS

Special Teams Tackles: 1996 (Seattle) - 4; 1997 (Seattle) - 18; 1998 (Seattle) - 3; **Career Totals:** 25.





DEEMS MAY TE

Height: 6-4 **Weight:** 263
College: North Carolina
NFL Experience: 8th Year
Seahawks Experience: 3rd Year
How Acquired: UFA (San Diego, 1997)
1998 Games Played/Started: 16/0
Career Games Played/Started: 89/21
Birthdate: March 6, 1969
Birthplace: Lexington, NC

88

1998: Reserve tight end who also saw action at fullback. Caught a pass in three games, including first career touchdown; a 1-yard reception from Ricky Watters on a half-back pass at Denver (12/27).

PRO: Played 57 games, starting 21, with the San Diego Chargers after being the Chargers seventh-round 1992 draft choice. Had 21 receptions for 210 yards with no touchdowns. Rebounded after a foot injury limited his availability in 1994 and 1995 to have his best season in 1996 with 19 catches for 188 yards. **1992:** Played 16 games, starting six, in the regular season and played both postseason games. Third with eight special teams tackles. **1993:** Played 15 games with one start. Inactive versus Miami. Gained 15 pounds prior to the season. **1994:** Played his first five games, starting the first two before being sidelined with a stress fracture in his foot. Inactive for three games before being placed on injured reserve (11/2). Made his first two career receptions, for 22 yards, versus the Los Angeles Raiders (9/25). **1995:** Re-injured his foot in June and missed the first six games on the inactive list. Played five of the last 10 games before being deactivated for the season finale and one postseason game. **1996:** Played 16 games and started 12. Finished the season with career highs in receptions (19), yards (188), and longest reception 39 yards versus Tampa Bay (11/17). Set single-game highs for receiving yards (44) and for receptions (4) at Kansas City (11/24). **1997:** Played 16 games as reserve tight end and special teams performer. Caught two passes for 21 yards and was credited with four special teams tackles on the season. Returned one kickoff for 8 yards. Signed as an unrestricted free agent (5/7).

COLLEGE: Three-year letterman. Played his last three

seasons at tight end after starting as a redshirt freshman at quarterback. Started the first two games of the 1988 season at quarterback and completed 28-of-68 passes for 270 yards. Finished his career with 19 receptions for 239 yards. Had 12 receptions for 150 yards as a senior. Winner of the Charlie Justice Award in 1990 which is given for outstanding contributions on the football field. Redshirted in 1987. Graduated with a degree in Political Science.

PERSONAL: Football, basketball, and baseball letterman at Lexington High School in Lexington, North Carolina.

Parade Magazine and *Scholastic Coach* All-America choice in football as a senior. Played only three games as a senior due to a knee injury. Threw for 2,350 yards and 25 touchdowns and rushed for 1,575 yards and 32 scores as a sophomore and junior. Squad won two state championships. Two-time all-conference, all-area, and all-Northwest choice in basketball as a sophomore and junior. Also ran track and played golf. His father, Bert, played golf at North Carolina State. Lives with his wife, Susan, in New London, North Carolina.

Deems worked with the Salvation Army as a celebrity bell ringer at Seattle's Westlake Center to raise funds during the holidays last season.

MAY'S NFL RECORD

Year	Club	G/S	No	Yds	Avg	LG	TD
1992	San Diego	16/6	0	0	0.0	0	0
1993	San Diego	15/1	0	0	0.0	0	0
1994	San Diego	5/2	2	22	11.0	18	0
1995	San Diego	5/0	0	0	0.0	0	0
1996	San Diego	16/12	19	188	9.9	39	0
1997	Seattle	16/0	2	21	10.5	11	0
1998	Seattle	16/0	3	7	2.3	5	1
NFL TOTALS		89/21	26	238	9.2	39	1

SINGLE GAME HIGHS

Most Receptions: 4, at Kansas City 11/24/96
Most Yards: 44, vs. Tampa Bay 11/17/96
Longest Reception: 39, vs. Tampa Bay 11/17/96

Most Touchdowns: 1, at Denver 12/27/98
Longest Touchdown: 1, at Denver 12/27/98



JASON McENDOO C

Height: 6-5 **Weight:** 315
College: Washington State
NFL Experience: 2nd Year
Seahawks Experience: 2nd Year
How Acquired: Draft (7th round 1998)
1998 Games Played/Started: 1/0
Career Games Played/Started: 1/0
Birthdate: February 25, 1975
Birthplace: San Diego, Ca.

52

1998: Waived at the end of training camp (8/24) and signed to the practice squad (8/31). Signed to the active roster (10/30) for two weeks. Saw first career action on two series at center versus Oakland (11/1) when starter Kevin Glover left the game with a back injury. Was inactive versus Kansas City (11/8). Released and re-signed to the practice squad (11/10). **NFL EUROPE LEAGUE:** Starting center for the Berlin Thunder in 1999.

PRO: Selected on the seventh-round, 197th overall, of the 1998 draft by the Seahawks.

COLLEGE: Three-year starter at left guard and four-year long snapper for the Cougars. Twice earned all-conference mention. Named to the All-Pac 10 team after helping guide Washington State to the Rose Bowl while ranking second in the nation in total offense averaging 502.2 yards per game, as a senior in 1997. All-Pac 10 honorable mention as a junior in 1996. Started every game as a sophomore in 1995. Started


three games at left guard in his first season in 1994. Redshirted in 1993.

PERSONAL: All-America and all-state selection at Aberdeen High in Cosmopolis, Washington. Earned six letters in football and baseball. Majored in Education and earned Academic All-Pac 10 honors in 1996. Uncle, Jim Winn, pitched in the major leagues for ten seasons. He and his wife, Ruth (2/13/99), live in Cosmopolis, Washington.

Jason assisted in promoting the Seahawks in a series of TV commercials that aired throughout the 1998 season. He also supports various events in association with other players and their causes.

McENDOO'S NFL RECORD

Career Games Played/Started: 1998 (Seattle) - 1/0; **Career Totals:** 1/0



LENNY MCGILL CB

Height: 6-1 **Weight:** 202
College: Arizona State
NFL Experience: 6th Year
Seahawks Experience: 1st Year
How Acquired: Free Agent (1999)
1998 Games Played/Started: 10/0
Career Games Played/Started: 62/9
Birthdate: May 31, 1971
Birthplace: Long Beach, Ca.

26

1998: Went to training camp with the Atlanta Falcons and was released (8/29) before signing with the Carolina Panthers (10/14). Played in 10 games as an extra defensive back

while being inactive for one game. Recorded a career-high seven tackles versus San Francisco (12/6). Registered first career sack at San Francisco (11/8). Added four special teams

tackles.

PRO: Veteran defensive back who has played for three NFC teams, including two years (1994-95) with Mike Holmgren's Green Bay

Lenny's passion since he's been in the National Football League is to provide tickets to sporting events for kids who may not have had the opportunity to attend games in the past.

P a c k e r s .

Signed by the Seahawks as a free agent (3 / 2 / 9 9)

1 9 9 4 :

Undrafted free agent who played the first six games with the Green Bay Packers before tearing the anterior cruciate

ligament in his left knee at Minnesota (10/20). Missed the remainder of the season. **1995:** Returned from knee injury to play in 15 games as a reserve defensive back and special teams

player. **1996:** Traded to the Atlanta Falcons (6/6). Became the starting RCB vs. New Orleans (11/17) and remained in the lineup through the season. **1997:** Played in 15 games as a nickel back for the Falcons. Had an interception to help seal victory at Seattle (11/30) late in the game. Also posted a season-high five tackles in that game.

COLLEGE: Two-year starter and four-year letterman at Arizona State. Honorable mention All-Pac 10 choice as a senior. Named ASU's Most Improved Defensive Player after his junior season. Competed in the triple jump finishing second in the 1991 Pac 10 Championships.

PERSONAL: Football and track letterman at Orange Glen High in Escondido, California. Helped lead his team to the CIF Championship as a senior. Named one of the top 10 defensive backs in the nation by *The Sporting News*. Class president and homecoming king. Charles Leonard (Lenny) McGill lives in San Diego, Ca.

McGILL'S NFL RECORD

Club	G/S	Tackles			Sacks		Interceptions			LG	TD	PD	FF	FR
		Tkl	So	Ast	QB	Yds	No	Yds	Avg					
1994 Green Bay	6/0	6	n/a	n/a	0.0	0	2	16	8.0	16	0	6	0	0
1995 Green Bay	15/1	17	n/a	n/a	0.0	0	0	0	0.0	0	0	1	0	0
1996 Atlanta	16/8	32	n/a	n/a	0.0	0	0	0	0.0	0	0	2	1	1
1997 Atlanta	15/0	14	n/a	n/a	0.0	0	1	7	7.0	7	0	1	1	0
1998 Carolina	10/0	16	n/a	n/a	1.0	0	1	0	0.0	0	0	7	1	0
NFL TOTALS	62/9	85	n/a	n/a	1.0	0	4	23	5.8	16	0	17	3	1

SINGLE GAME HIGHS

Tackles: 7, vs. San Francisco(12/6/98)

Sacks: 1.0, at San Francisco 11/8/98


Interceptions: 1, Four Times (Last: at Indianapolis, 12/27/98)

Forced Fumbles: 1, Three Times (Last: at San Francisco, 11/8/98)

Fumble Recoveries: 1, versus Carolina 11/3/96

ADDITIONAL STATISTICS

Special Teams Tackles: 1994 (Green Bay) - 3; 1995 (Green Bay) - 4; 1996 (Atlanta) - 6; 1997 (Atlanta) - 5; 1998 (Carolina) - 4; **Career - 22**



ITULA MILI TE

Height: 6-4 **Weight:** 265
College: Brigham Young
NFL Experience: 3rd Year
Seahawks Experience: 3rd Year
How Acquired: Draft (6th round 1997)
1998 Games Played/Started: 7/0
Career Games Played/Started: 7/0
Birthdate: April 20, 1973
Birthplace: Kahuku, Hi.

49

1998: Saw limited action in seven games and was inactive for eight games. Missed the season finale when he was placed on injured reserve (12/25) with a knee injury. Played in

Itula has made it a point to visit and help out senior citizens. He has made frequent visits to Senior Citizen Centers and has also visited various convalescent homes.

multi-TE sets at Oakland (11/15) and at Dallas (11/22). Made first career reception at Dallas, for a 20 yard pickup.

PRO: Chosen with the 11th pick on the sixth round, the 174th overall choice, in the

1997 college draft. **1997:** Missed the entire season on injured reserve with a knee injury suffered late in his final collegiate season.

COLLEGE: Four-year letterman who played

tight end, fullback, and H-back. Finished his career with 126 receptions for 1,777 yards and 11 touchdowns in 40 games, with 22 starts. First-team All-Western Athletic Conference as a senior after catching a single-season best 46 passes for 692 yards and three scores in 14 games. Had 108 yards on nine receptions versus Washington. Injured his knee in the Western Athletic Conference title game and missed the Cougars bowl game. Started at fullback and H-back as a junior and caught 36 passes for 440 yards and three scores. Had two 100-yard games, 101 yard on four receptions versus Utah State and 108 yards on five catches against Fresno State. Played six games, with three starts, as a freshman. Served on an LDS mission to New Zealand in 1992 and 1993. Majored in Geography.

PERSONAL: Lettered in football, basketball, and track at Kahuku High School in Laie, Hawaii. Football team won the state championship as a junior and senior. All-state choice as a wide receiver. State high jump champion as a junior despite school not having a pit for him to practice. Born in Kahuku, Hawaii. Lives in Laie, Hawaii.

MILI'S NFL RECORD

Year	Club	G/S	Receiving				
			No	Yds	Avg	LG	TD
1997			Injured Reserve				
1998	Seattle	7/0	1	20	20.0	20	0
NFL TOTALS		7/0	1	20	20.0	20	0

SINGLE GAME HIGHS


Most Receptions: 1, at Dallas (11/22/98)

Most Yards: 20, at Dallas (11/22/98)

Most Touchdowns: None

Longest Reception: 20, at Dallas (11/22/98)

Longest Touchdown: None



DESHONE MYLES LB

Height: 6-2 Weight: 235
 College: Nevada
 NFL Experience: 2nd Year
 Seahawks Experience: 2nd Year
 How Acquired: Draft (4th round 1998)
 1998 Games Played/Started: 12/7
 Career Games Played/Started: 12/7
 Birthdate: October 31, 1974
 Birthplace: Las Vegas, Nv.

50

1998: Started seven games at MLB, including a start in the season opener at Philadelphia (9/6). Started the second game of the season versus Arizona (9/13) but suffered a knee sprain in the second half and missed the remainder of the game. Inactive for the next two games, before returning to special teams duty at Kansas City (10/4). Played mostly on special teams the next two games before returning to the starting MLB position versus Oakland (11/1) registering seven tackles and a forced fumble. Inactive at Dallas (11/22) and versus Tennessee (11/29). Returned to start the final four games totaling 19 tackles, including a season-high nine stops and a fumble recovery at Denver (12/27) in the finale.

PRO: Selected on the fourth round, 108th overall, of the 1998 draft. Saw extensive action as a rookie at MLB, but can also play outside.

COLLEGE: Four-year starter at outside linebacker establishing a school mark with 528 career tackles. Recorded at least ten tackles in 35 of 45 games. Earned All-Big West honors each season. Led the team with 132 tackles, while adding five sacks, three forced fumbles and one fumble recovery as a senior in 1997. Registered 17 tackles in victory

over Boise State. Big West Defensive Player of the Year and team MVP as a junior in 1996. Led the team with 125 tackles. Added three sacks, two forced fumbles, a blocked kick and one interception. Led the team with 133 tackles with three sacks and two forced fumbles as a sophomore in 1995. Started every game at outside linebacker as a redshirt freshman and led the team with 138 tackles in 1994.

PERSONAL: All-state selection at Cheyenne High in Las Vegas, Nevada. Also, lettered in basketball and track. Criminal Justice major. Has a son, Davion (12/19/96). Lives in Las Vegas, Nv.

DeShone shares his time with the Seattle Children Hospital, the Sea Hawks Booster Club and Seattle's Campaign for Kids 2001 that benefits local children.

MYLES' NFL RECORD

Club	G/S	Tackles			Sacks		Interceptions			LG	TD	PD	FF	FR
		Tkl	So	Ast	QB	Yds	No	Yds	Avg					
1998 Seattle	12/7	37	26	11	0.0	0	0	0	0.0	0	0	0	1	1
NFL TOTALS	12/7	37	26	11	0.0	0	0	0	0.0	0	0	0	1	1

SINGLE GAME HIGHS


Tackles: 9, at Denver 12/27/98

Sacks: None

Interceptions: None

Forced Fumbles: 1, vs. Oakland 11/1/98

Fumble Recoveries: 1, at Denver 12/27/98



RIDDICK PARKER DT

Height: 6-3 **Weight:** 274
College: North Carolina
NFL Experience: 3rd Year
Seahawks Experience: 3rd Year
How Acquired: Free Agent (1996)
1998 Games Played/Started: 8/0
Career Games Played/Started: 19/0
Birthdate: October 11, 1972
Birthplace: Emporia, Va.

97

1998: Saw limited action on defense as the fourth defensive tackle, playing in eight games while being inactive for six and did not play in another.

Riddick traveled with seven players to Vancouver, British Columbia to participate in the annual "Practice with the Pros" football clinic with members of the BC Lions football team for kids.

Moved in as the third DT for the season opener at Philadelphia (9/6) with Cortez Kennedy (ankle) out. Recorded

first career sack and forced fumble in that game.

PRO: Entered the NFL as an undrafted free agent with the San Diego Chargers in 1995. **1995:** Went to camp with the San Diego Chargers after signing as a free agent (4/28). Was waived (8/26). **1996:** Spent the entire season on the Seahawks practice squad after

signing as a free agent (7/8). Played the 1996 NFL Europe League season with the Rhein Fire and was credited with 11 tackles. **1997:** Saw action on special teams and as a back-up defensive tackle in 11 games. Recorded a tackle for loss at Kansas City (9/28) when he replaced Cortez Kennedy who left the game with a knee injury.

COLLEGE: Four-year letterman at the University of North Carolina. Started all 11 regular season and one postseason game as a senior at defensive tackle for the Tar Heels. Credited with 41 tackles, four tackles for loss, and two sacks his senior year. Finished his career with 96 tackles, eight tackles for loss, and five sacks. Played in 10 games as a true freshman defensive tackle in 1990, and 11 games as a sophomore in 1991 at nose tackle. Redshirted in 1992. Majored in History.

PERSONAL: Two-way All-District lineman at Southampton High School in Courtland, Virginia. Lineman of the Year as a senior. Also lettered in track. Lives in Chapel Hill, North Carolina.

PARKER'S NFL RECORD

Club	G/S	Tackles			Sacks		Interceptions				TD	PD	FF	FR
		Tkl	So	Ast	QB	Yds	No	Yds	Avg	LG				
1996 Seattle														
1997 Seattle	11/0	3	2	1	0.0	0	0	0	0.0	0	0	0	0	0
1998 Seattle	8/0	6	4	2	1.0	4	0	0	0.0	0	0	0	1	0
NFL TOTALS	19/0	9	6	3	1.0	4	0	0	0.0	0	0	0	1	0

SINGLE GAME HIGHS


Tackles: 2, Two Times (Last: vs. San Diego, 12/13/98)

Sacks: 1.0, at Philadelphia 9/6/98

Interceptions: None

Forced Fumbles: 1, at Philadelphia 9/6/98

Fumble Recoveries: None



TODD PETERSON K

Height: 5-10
College: Georgia
NFL Experience: 5th Year
Seahawks Experience: 5th Year
How Acquired: Free Agent (1994)
1998 Games Played/Started: 16/0
Career Games Played/Started: 66/0
Birthdate: February 4, 1970
Birthplace: Washington, DC

2

1998: Finished the season with 98 points, following three consecutive 100-point seasons. Extended team-record scoring streak to 64 straight games after reaching the scoreboard in all 16 games. Moved into second place on the team's all-time field goal list with 92, having passed John Kasay's (1991-94) 82 field goals versus San Diego (10/25), midway through the season. Special teams player of the week when he nailed a 50-yard field goal with three seconds remaining in the first half versus Tennessee (11/29) and booted a 48-yarder with one second remaining in the game for a 20-18 victory. Had a season-high nine points three times, versus Arizona (9/13), at San Diego (10/25) and versus Indianapolis (12/20).

PRO: Originally drafted by the New York Giants on the seventh round in 1993. Tried-out with 13 teams in 23 months before signing with the Seahawks (1/17/95). Has scored 103, 109, 111, and 98 points in four seasons with the Seahawks. The only kicker in team history with three consecutive 100+ point seasons. Ranks first in career field goal percentage at 80.7, hitting on 92 of 114 attempts during his three seasons with Seattle. Ranks second with 92 career field goals made. Holds the team mark with a streak of 14 straight field goals without a miss between the 1995 and '96 seasons. Has not missed a career PAT attempt, having hit 149 straight, including 145 consecutive with the Seahawks. Has four games with a career-high four field goals. **1993:** Seventh-round draft choice of the New York Giants. Was waived (8/25) at the end of training camp. Spent one week (Nov. 30) on the practice squad of the New England Patriots. **1994:** Signed with the Atlanta Falcons as a free agent (5/2), and was waived(8/29). Signed with the Arizona Cardinals as a free agent (10/12), and played in two games, at Washington (10/16) and versus Dallas (10/23). Booted a 29-yard field goal with 4:56 left in overtime for a 19-16 win at Washington. Scored 10 points on 4 of 4 PATs and 2 of 4 field goals before being waived (10/24). **1995:** Won the kicking job in the

preseason after signing as a free agent and proceeded to lead the team in scoring with 109 points. Missed by one point of breaking the single season record of 110 set in 1984. Connected on 40 of 40 PATs and 23 of 28 field goals. Made his last 11 field goal attempts, equaling the third longest streak in team history, and 15 of 16, with the only miss from 52 yards. Was 17 of 19 in the Kingdom, including his last 15. Four of those successes came in a 26-14 win over Philadelphia (12/3), earning him AFC

Todd hosts a camp each year called the Camp Fire Boys & Girls Camp. He also makes it a point to speak to numerous schools and groups.

Special Teams Player of the Week. Kicking made the difference in three other wins. Was 3 of 3 against the New York Giants (11/5) in a 30-28 win, including the game-winning 32-yarder with 1:27 left, and at Washington (11/19) in a 27-20 win. A 38-yarder was the difference in a 24-21 win over Cincinnati (9/17). Four of five misses came from beyond 43 yards with two from 52 and 53 yards. Attempted and made six PATs at Jacksonville (11/12) and was five of five versus Oakland (12/17). Averaged 65.3 yards on each of his 74 kickoffs with eight touchbacks and nine others that reached the end zone. Signed as a free agent (1/17). **1996:** Scored a franchise record 111 points on 27 of 27 PATs and 28 of 34 field goals. Broke Norm Johnson's 1984 record of 110 points and also broke John Kasay's 1991 record of 25 field goals. Joined Johnson (1983-84) as the only kickers in franchise history with back-to-back 100-point seasons. Was 4 of 4 on field goals versus San Diego (10/27) and 4 of 5 versus Buffalo (12/8) and had three against

both Houston (11/3) and at Detroit (11/17). Made his first three attempts to record a team record streak of 14 straight over the 1995 and 1996 seasons. Kicked a career-best 54-yarder versus Minnesota (11/10) and had a 52-yarder at the halftime gun at Oakland (12/22). Was 9 of 10 on the road, including a perfect 6 of 6 outdoors. Seahawks NFL Man of the Year nominee for his work in the community.

1997: Recorded a franchise record third consecutive 100-plus point season, with 103. Successful on 13 straight field goal attempts by hitting his first five of the season, dating back to December 8, 1996, versus Buffalo. Streak snapped when he missed a a career-long 58 yard attempt as time expired in regulation at Kansas City (9/28). Tied a career-high with four field goals versus Oakland (9/26) and added four PATs for 15 points.

HONORS: 1995, *AFC Special Teams Player of Week 14 (vs. Philadelphia)*. 1996, *Seahawks' NFL Man of the Year nominee*. 1997, *Seahawks' Byron "Whizzer" White Award nominee*.

COLLEGE: Played last two seasons at the University of Georgia after playing his first two at the United States Naval Academy. Fin-

ished his career with 135 points on 19 of 27 field goals and 78 of 80 point after touchdowns. Was 13 of 16 on field goals and 41 of 42 on PATs for 80 points as a senior. First-team Academic All-America as a senior. Graduated with a degree in Finance and has been accepted to the University of Georgia School of Law.

PERSONAL: Played his senior season at Valdosta High School in Valdosta, Georgia, after attending The Valwood School in Valdosta, where he lettered in football, basketball, baseball, and track. Scored 84 points as a senior on 10 of 14 field goals and 54 of 55 PATs. Had a long field goal of 48 yards. Todd and his wife, Susan (5/14/94), devote much of their time to Young Life, a Christian youth outreach where Susan works. Is also on the advisory committee for the 1997 Seattle/King County Leadership Prayer Breakfast. Makes a donation to the Camp Fire Boys and Girls Clubs and Young Life for each field goal made and hosts a football camp to benefit Camp Fire. They live in Issaquah, Washington, with their daughter, Hannah (4/30/98).

PETERSON'S NFL RECORD

Kicking

Club	G/S	PAT-Att	FG-Att	1-19	20-29	30-39	40-49	50+ FG%	LG	Pts
1993 New England	Practice Squad									
1994 Arizona	2/0	4-4	2-4	0-0	1-1	1-1	0-2	0-0	50.0	35
1995 Seattle	16/0	40-40	23-28	1-1	5-5	9-10	8-10	0-2	82.1	49
1996 Seattle	16/0	27-27	28-34	0-0	11-13	7-7	8-11	2-3	82.4	54
1997 Seattle	16/0	37-37	22-28	0-0	9-9	7-9	5-7	1-2	78.6	52
1998 Seattle	16/0	41-41	19-24	0-0	7-7	4-5	5-5	3-7	79.2	51
NFL TOTALS	66/0	149-149	94-118	1-1	33-35	28-32	26-35	6-14	79.7	54

Miscellaneous

Club	Indoors	In %	Outdoors	Out %	Home	Home%	Road	Road %
1993 New England	Practice Squad							
1994 Arizona	0-0	00.0	2-4	50.0	0-0	00.0	2-4	50.0
1995 Seattle	17-19	89.5	6-9	66.7	17-19	89.5	6-9	66.7
1996 Seattle	22-28	78.6	6-6	100.0	19-24	79.2	9-10	90.0
1997 Seattle	13-16	81.3	9-12	75.0	10-11	90.9	12-17	70.6
1998 Seattle	11-14	78.6	8-10	80.0	11-14	78.6	8-10	80.0
NFL TOTALS	63-77	81.8	31-41	75.6	57-68	83.8	37-50	74.0

SINGLE GAME HIGHS

Kicking

- Most FGs Att.:** 5, 2 Times (Last: vs. Buffalo 12/8/96)
- Most FGs Made:** 4, 3 Times (Last: vs. Buffalo 12/8/96)
- Longest FG Attempted:** 54, vs. Minnesota 11/10/96
- Longest FG Made:** 54, vs. Minnesota 11/10/96
- Most PATs Attempted:** 6, at Jacksonville 11/12/95
- Most PATs Made:** 6, at Jacksonville 11/12/95



MIKE PRITCHARD WR

Height: 5-10

Weight: 193

College: Colorado

NFL Experience: 9th Year

Seahawks Experience: 4th Year

How Acquired: Free Agent (1994)

1998 Games Played/Started: 16/16

Career Games Played/Started: 113/89

Birthdate: October 26, 1969

Birthplace: Shaw AFB, S.C.

85

1998: Started all 16 games at wide receiver. Finished the season second on the team with 58 receptions for 742 yards. Led the team with three receptions and 54 yards in a 33-14 victory over Arizona (9/13). Led the team with 47 yards receiving and caught a 21-yard touchdown pass from Warren Moon versus Washington (9/20). Led the team with 90 yards receiving on four receptions, including a career-tying TD of 50 yards from John Friesz versus Denver (10/11). Led the team with five receptions and 79 yards receiving at Oakland (11/15). Came up big with a 13-yard reception with six seconds remaining versus Tennessee (11/29) to put the Seahawks in the position for Todd Peterson's 48-yard game winning field goal. Led the team at Denver (12/27) with eight receptions for 88 yards and one touchdown.

PRO: Played his first three seasons with the Atlanta Falcons after being the Falcons first-round draft choice in 1990. Was the 13th player chosen. Caught 201 passes for 2,187 yards and 14 touchdowns with Atlanta. His 201 receptions over his first three years ranked fifth in NFL history. Joined the Broncos in a draft day trade in 1994. Denver sent 1995 first round and 1994 third round choices to Atlanta for Pritchard and a 1995 seventh round pick. Signed with the Seahawks as a free agent (6/20/96). **1991:** Played 16 games with 11 starts. Consensus all-rookie choice after catching 50 passes for 624 yards with two touchdowns. Only one other rookie wide receiver caught more passes. Had nine receptions for 82 yards against the Minnesota Vikings. **1992:** Played 16 games starting 15. Second in receiving yards with 827 yards on 77 receptions. Receptions total was the fifth highest in a single season in Atlanta history. Had nine receptions for 105 yards versus Dallas, his first career 100-yard game. **1993:** Caught 74 passes for 736 yards with a career high seven touchdowns. Had 10 receptions for 97 yards in the season opener against Detroit. **1994:** Played three games, before missing the next five games on the inactive list and the last eight on injured reserve with a lacerated kidney suffered in practice on September 23. Had to endure six months of complete rest. Caught 19 passes for 271 yards and one touchdown in those three games. Had five receptions for 119 yards in his Denver debut against San Diego. Caught a 50-yard touchdown pass 2:39

into the game. Followed with nine receptions for 100 yards against the New York Jets. **1995:** Played 15 games, starting 13. Did not play against Kansas City.

Caught 33 passes for 441 yards and three touchdowns. Rushed six times for 17 yards. Twice caught five passes in a single game, including for 74 yards in the season finale at Oakland.

1996: Played

16 games, starting five. Used primarily as the third receiver. Caught 21 passes for 328 yards, a 15.6 yard average, and one touchdown. Caught at least one pass in 12 of 16 games, with a single-game best three twice. Made a diving left-handed 44-yard reception versus Houston to set up a field goal. Scored his touchdown on an eight-yard reception at Denver. Signed as a free agent on June 20 after being waived by the Denver Broncos. **1997:** Started 15 games and finished second on the team behind Joey Galloway (72) with 64 receptions and a career-high 843 yards receiving. Led the team in receptions in three games, including a season-high seven versus San Diego (9/21) and versus Tennessee (10/5). Totaled 11 receptions for 188 yards and one touchdown on the season's final two weekends. Caught a career-long 61-yard pass from Jon Kitna at Oakland (12/14).

HONORS: 1991, *First-team All-Rookie* (Pro Football Weekly, Football News, Football Digest).

COLLEGE: Played tailback, wingback, wide receiver as well as kick returner at Colorado. Strictly a wide receiver as a senior. Saw action the previous two years at wingback and lettered as a freshman reserve running back. Caught 28 passes for a school record 680 yards in 1990 earning first-team All-Big Eight honors. Second with 445 rushing yards. Averaged 123.1 all-purpose yards per game. Accounted for 284 all-purpose yards,

Mike makes regular trips to the Seahawks Academy. It's a middle school for at risk youth in Seattle's Central District. His wife, Luisa, volunteers her time to help on a regular basis.

including 217 rushing, versus Tennessee in the Disneyland Pigskin Classic. Rushing total ranked sixth in school history. Most Valuable Player on National Championship squad. Finished his career with 51 receptions for 1,302 yards and 10 touchdowns. Added 609 rushing yards on 57 carries and five touchdowns. Returned 30 kickoffs for a 23.1 yard average. Averaged 18.8 yards every time he touched the ball. Member of the "Academic Starters" which rewarded those athletes with high grade point averages. Majored in Economics.

PERSONAL: Gatorade Circle of Champions National Player of the Year as a senior at Rancho High School in Las Vegas, Nevada. Rushed for 1,213 yards and 17 touchdowns. Had 1,108 yards and 15 scores as a junior. Also lettered in track in the 100 meters and long jump. Returned to finish his degree at the University of Colorado in 1998. Mike and his wife, Luisa (2/14/98) live in Las Vegas, Nevada.

PRITCHARD'S NFL RECORD

	Club	G/S	Receiving			LG	TD
			No	Yds	Avg		
1991	Atlanta	16/11	50	624	12.5	29	2
1992	Atlanta	16/15	77	827	10.7	38	5
1993	Atlanta	15/14	74	736	9.9	34	7
1994	Denver	3/0	19	271	14.3	50	1
1995	Denver	15/13	33	441	13.4	45	3
1996	Seattle	16/5	21	328	15.6	44	1
1997	Seattle	16/15	64	843	13.2	61	2
1998	Seattle	16/16	58	742	12.8	50t	3
NFL TOTALS		113/89	396	4,812	12.2	61	24

ADDITIONAL STATISTICS

Kickoff Returns: 1991 (Atlanta) - 1 attempt for 18 yards.

Rushing: 1992 (Atlanta) - 5 atts., 37 yds, 22 LG, 0 TDs; 1993 (Atlanta) - 2 atts., 4 yds., 4 LG, 0 TDs; 1995 (Denver) 6 atts., 17 yds., 9 LG, 0 TDs; 1996 (Seattle) - 2 atts., 13 yds., 7 LG, 0 TDs; 1997 (Seattle) - 1 att., 14 yds., 0 TDs; Career- 16 atts., 85 yds., 5.3 avg., 22 LG, 0 TDs.

SINGLE GAME HIGHS


Most Receptions: 10, at Detroit 9/5/93

Most Yards: 119, San Diego 9/4/94

Longest Reception: 61, at Oakland 12/14/97

Most Touchdowns: 2, vs. Dallas 11/21/93

Longest Touchdown: 50, Two Times (Last vs. Denver, 10/11/98)



LOUIS RIDDICK

S

Height: 6-2

Weight: 210

College: Pittsburgh

NFL Experience: 7th Year

Seahawks Experience: 1st Year

How Acquired: Free Agent (1999)

1998 Games Played/Started: 15/3

Career Games Played/Started: 94/8

Birthdate: March 15, 1969

Birthplace: Quakertown, Pa.

42

1998: Played in 15 games with three starts for the Oakland Raiders, as a safety. Totaled 49 tackles and one fumble recovery. Credited with 11 stops at Denver (11/22), and nine the following week versus Washington (11/29).

PRO: Signed with the Seahawks as a free agent on June 17, 1999. Originally selected as a ninth-round draft choice by the San Francisco 49ers in 1991. He has since played with the

Sacramento Surge (World League, 1992), Atlanta Falcons (1992-93, 1996), Cleveland Browns (1993-95) and Oakland Raiders (1998). Did not play in the NFL in 1997. **1992:** Played with the World League Champion Sacramento Surge, recording one interception, sack and fumble recovery while playing in 10 games. Followed a successful World League showing by playing in 16 games with


four starts for the Atlanta Falcons. Posted a career-high 74 tackles with one sack and a pass defended. **1993:** Signed with Cleveland (9/8) and saw action in 15 games, mostly on special teams. Recorded 13 special teams stops. **1994:** Played in all 16 games, recording 12 tackles and three passes defended. Posted five tackles and first career postseason interception versus New England (1/1/95). **1995:** Totaled 11 tackles along with 21 special teams stops in 16 games for the Browns. Had one reception for 25 yards on a fake punt versus Buffalo (10/2). **1996:** Played in 16 games with one start for Atlanta. Recorded 26 tackles, one sack and three passes defended. Had a season-high seven tackles at Cincinnati (11/24). **1997:** Did not play in the NFL.

COLLEGE: A four-year letterman at Pittsburgh earning All-Big East honors at strong safety as a senior. Named captain for his final collegiate season. Selected GTE/CoSIDA second-team Academic All-America in 1989, while moving over to free safety. Started ten games at strong safety during the 1988 season for the Panthers. Saw action at free safety and fullback as a freshman. Rushed for 175 yards on 40 carries. Majored in economics.

PERSONAL: Lettered in both football and track while attending Pennridge High in Pennsylvania. Was a *Parade* and *USA Today* All-America as a fullback and free safety and was the Pennsylvania state champion in the 60 and 110-meter hurdles. Born in Quakertown, Pa.

RIDDICK'S NFL RECORD

Club	G/S	Tackles			Sacks		Interceptions							
		Tkl	So	Ast	QB	Yds	No	Yds	Avg	LG	TD	PD	FF	FR
1992 Atlanta	16/4	74	n/a	n/a	1.0	n/a	0	0	0.0	0	0	1	0	0
1993 Cleveland	15/0	0	0	0	0.0	0	0	0.0	0	0	0	0	0	
1994 Cleveland	16/0	12	n/a	n/a	0.0	0	0	0.0	0	0	3	0	0	
1995 Cleveland	16/0	11	n/a	n/a	0.0	0	0	0.0	0	0	0	0	0	
1996 Atlanta	16/1	26	n/a	n/a	1.0	0	0	0.0	0	0	3	0	0	
1997	Did Not Play													
1998 Oakland	15/3	49	39	10	0.0	0	0	0.0	0	0	0	0	1	
NFL TOTALS	94/8	172	n/a	n/a	2.0	n/a	0	0	0.0	0	0	7	0	



ANTHONY SIMMONS LB

Height: 6-0

Weight: 230

College: Clemson

NFL Experience: 2nd Year

Seahawks Experience: 2nd Year

How Acquired: Draft (1st round 1998)

1998 Games Played/Started: 11/4

Career Games Played/Started: 11/4

Birthdate: June 20, 1976

Birthplace: Spartanburg, S.C.

51

1998: Played 11 games with four starts at OLB. Suffered a knee injury in the preseason, and was inactive for season opener at Philadelphia (9/6), and versus Arizona (9/13). Saw first action of career versus Washington (9/20). Played mostly on special teams, until the fourth quarter when he played outside linebacker. Saw limited action at outside linebacker at Pittsburgh (9/27) and recorded his first career tackle. Saw action on special teams at Kansas City (10/4) and versus Denver (10/11). Saw action at outside linebacker versus Kansas City (11/8) and had five tackles.

Made first career start at Oakland (11/15) and recorded 10 tackles. Started for OLB Darrin Smith (ankle). Saw action at OLB when MLB Dean Wells missed parts of the second quarter at Dallas (11/22) and Smith moved inside. Started at OLB versus Tennessee (11/29) and finished with six tackles. Intercepted Vinny Testaverde at the NY Jets (12/6) and returned it 36 yards for a touchdown. Saw limited action on defense versus San Diego (12/13). Started at OLB for Smith (knee) at Denver (12/27) and finished with a season-high 11 tackles.

PRO: Drafted with the 15th selection on the first round of the 1998 draft. One of the fastest linebackers in the '98 draft. Possesses incredible burst and recovery speed, and the ability to pursue from sideline-to-sideline.

HONORS: 1998, All-Rookie Team, Pro Football Weekly/College & Pro Football Weekly

COLLEGE: Earned all-America honors all three seasons at Clemson while playing 33 games with 23 starts at weak inside linebacker. Led the team in tackles three times, including a team record 178 as a sophomore in 1996. Ranks third in school history with 486 career tackles. Recorded 19 or more tackles three times for the Tigers. First team All-American by the *Associated Press* and *The Sporting News* in 1997. Led Clemson that year with 158 tackles while adding eight sacks for 57 yards.

PERSONAL: Named Defensive Player of the Year in South Carolina by the *Spartanburg Herald-Journal* and the *Greenville News* as a

senior at Spartanburg High. Earned All-American mention as a senior. Two-time all-state selection. Led the team to the state Big 16 title as a senior. Created a group called Life (Leaders in Football and Education) Line, consisting of Clemson football players, that spoke to children throughout South Carolina and the Atlantic Coast Conference (ACC).

Anthony is still involved with a group of players from Clemson University that speak to children in South Carolina. The group is called Leaders in Football and Education (LIFE).

Extensively involved in youth programs in his hometown of Spartanburg, S.C. Earned a degree in Marketing. Lives in Spartanburg.

SIMMONS' NFL RECORD

Club	G/S	Tackles			Sacks		Interceptions			LG	TD	PD	FF	FR
		Tkl	So	Ast	QB	Yds	No	Yds	Avg					
1998 Seattle	11/4	41	31	10	0.0	0	1	36	36.0	36t	1	2	0	0
NFL TOTALS	11/4	41	31	10	0.0	0	1	36	36.0	36t	1	2	0	0

SINGLE GAME HIGHS

Tackles: 11, at Denver 12/27/98


Sacks: None

Interceptions: 1, at NY Jets 12/6/98

Int. for TD: 1, at NY Jets 12/6/98 (36 yards)

Forced Fumbles: None

Fumble Recoveries: None



MICHAEL SINCLAIR DE

Height: 6-4

Weight: 275

College: Eastern New Mexico

NFL Experience: 9th Year

Seahawks Experience: 9th Year

How Acquired: Draft (6th round 1991)

1998 Games Played/Started: 16/16

Career Games Played/Started: 96/67

Birthdate: January 31, 1968

Birthplace: Galveston, Tx.

70

1998: Voted to the Pro Bowl for the third consecutive year. Started all 16 games at left defensive end. Led the NFL with a team-record 16.5 sacks, while recording at least one sack in 12 of 16 games. Third consecutive season with double-digit sack total (team record is four by Jacob Green). Opened the season with 2.5 sacks, a forced fumble and a pass defensed as the Sea-

hawks defense shutout the Eagles (9/6). Forced fumble was recovered by Sam Adams and led to a 25-yard TD pass from Moon to Galloway on the next play. Sacks were good for 17.5 yards. Recorded 2.5 sacks against Arizona (9/13). Had a sack and forced a fumble versus Washington (9/20). Recorded three tackles, including a sack at Pittsburgh (9/27). Had five tackles and a forced

fumble at Kansas City (10/4). Had three tackles including a sack versus Denver (10/11). Led the defensive line with six tackles and recorded a sack at San Diego (10/25). Recorded five tackles, two sacks and a pass defended in a victory over Kansas City (11/8). Forced a fumble at Oakland (11/15). Recorded a forced fumble and a sack at

Michael served as a spokesman in a public service announcement on the importance of parenthood. He also hosts a free camp for kids called Camp Hallelujah each year in Gig Harbor, Washington.

D a l l a s
(1 1 / 2 2) .
Recorded 2.0 sacks versus Tennessee (11/29) and also forced a fumble. Had half a sack and a forced fumble at D e n v e r (12/27), to set the team record for sacks in a season, surpassing

ing Jacob Green's 16.0 sacks in 1983.

PRO: The National Football League's most productive outside pass rusher over the last three seasons with 41.5 sacks in 48 games. Led the NFL with 16.5 sacks in 1998, finished tied for third in the AFC with a career best 13 sacks in 1996 and ranked second with 12 sacks in 1997. Used experience gained in the World League in 1992 to make the roster. Took over as the full time starter at left end in 1995. Led team in sacks in 1993 (8.0), 1994 (4.5), 1997 (12.0), and 1998 (16.5) and was second in 1996 (13.0). Has 60.5 career sacks to rank third in team history, just 2.5 behind Jeff Bryant (1982-93) for second. Ranks second in the record book with 18 forced fumbles. Chosen on the sixth-round in 1991 and alternated his time between the practice and active roster. **1991:** Waived (8/26) and signed to the practice squad two days later. Spent the first 12 games on the practice squad before being activated (11/30). Active for the next two games, but did not play, before missing the last two games on injured reserve with a back injury. **1992:** Missed the first four games on injured reserve after suffering a training camp ankle injury and was activated prior to the first San Diego Chargers game. Made his first career start, at left end, versus the Washington Redskins, and had three tackles. Recorded his first sack versus the Philadelphia Eagles. Finished the season with 10 tackles. **1993:** Played nine games, starting one, in a season that ended after breaking his right thumb at Houston, ironically, the only game he started. Ranked third in the AFC in sacks with 8.0 at the time of his injury, a total that still led the team. Had 3.0 of his total, along with a forced fumble, versus San Diego. Used exclusively as the left end in nickel situations early in the season, but was seeing more and

more time during mixed downs prior to his injury. **1994:** Played 12 games, starting two, at left end. Played as a reserve the first two games after suffering a sprained knee at Indianapolis in the pre-season. Started games 3 and 4 before moving to a pass rushing role in the nickel. Missed games 8-11 with a groin injury suffered in the first Kansas City game. Led the team for the second straight year in sacks with 4.5. Had two of his total in the second Los Angeles Raiders game. Credited with 12 tackles and 4.5 tackles for loss, according to unofficial press box statistics. **1995:** Played 16 games, starting the last 15 at left end. Also played left end in the nickel. Finished with 46 tackles. Added a team co-leading 10.5 tackles for loss, including 5.5 sacks, two forced fumbles and two fumble recoveries. Had single-game best seven tackles in the second Oakland game, including two sacks. Credited with 1.5 sacks at Jacksonville among five tackles. Also recovered a fumble with 3:51 left to set up a touchdown. Tied a team record with two forced fumbles in the first Denver game. **1996:** Started 16 games at left end and made his first appearance in the Pro Bowl. Was selected as the reserve end, but started the game after an injury to Bruce Smith. First Seattle end to make the Pro Bowl since Jacob Green in 1987. Finished with a career best 13.0 sacks to rank tied for third in the AFC and tied for fifth in the NFL. Tied a team record with four sacks versus Denver in game two. Followed that with three against Kansas City the next week. Also had three sacks versus Buffalo in game 14. Credited with 47 tackles, and forced a team-high four fumbles. Had a single-game high eight tackles, all solo, versus Denver. Combined with Michael McCrary (13.5 sacks) to be the most productive sack duo in the

NFL SACK LEADERS 1996-98

PLAYER	TEAM	SACKS
Michael Sinclair	Seattle	41.5
Kevin Greene	Carolina/SF	40.0
Chris Doleman	San Francisco	38.0
John Randle	Minnesota	37.5
Bruce Smith	Buffalo	37.5
Michael McCrary	Sea./Balt.	34.0

AFC and second to Carolina's Kevin Greene and Lamar Lathon (28.0 total) in the NFL. **1997:** Voted to the Pro Bowl for the second consecutive year. Started 16 games at right defensive end. Led the team with 12 sacks and ranked second in the AFC behind Bruce Smith's 14. Became the first Seahawks player since Jacob Green in 1985 and '86 to record back-to-back ten plus sack seasons. Registered at least one sack in ten games. Led the team with a career-high five forced fum-

bles. Recorded two sacks versus Denver (9/7) and also forced a fumble that was returned for a touch-down by Chad Brown. Had a sack and five tackles as the defense established a franchise mark by limiting Indianapolis (9/14) to 118 net yards of offense.


NFL EUROPE LEAGUE: Loaned to the Sacramento Surge for the 1992 season. Started all 10 regular season games at left end and finished second in the league in sacks with 10 and was a first-team All-League selection. Sacramento won the North American West with an 8-2 record and advanced to World Bowl II in Montreal, Canada, where they defeated the Orlando Thunder, 21-17, to capture the World League championship. Contributed a key forced fumble and recovery to help seal the victory. Was credited with 54 tackles, three forced fumbles and two fumble recoveries in the regular season.

HONORS: 1996, AFC Pro Bowl squad; Second-team All-AFC (United Press International); Seattle Post-Intelligencer Sports Star of the Year nominee. 1997, AFC Pro Bowl squad. 1998, Steve Largent Award, Defensive Captain, AFC Pro Bowl Squad, First-Team All-Pro (Associated Press), All-AFC Team (Pro Football Weekly/Football News).

COLLEGE: Inducted into Eastern New Mexico's Hall of Fame on November 2, 1996. Four-year letterman and starter. Played his first two seasons as a linebacker before moving to defensive end. First-team All-Lone Star Conference as a junior and senior. Sikes Award winner as a senior as conference Defensive Lineman of the Year. Selected to the All-Lone Star Conference All-Decade of the 1980's Team. Team Captain in 1990. School All-conference second-team pick as a sophomore. Posted 70 tackles, 18 tackles for

loss, and 15.5 sacks as a senior. Had 75 tackles and nine-and-a-half sacks in 1989. Posted a career-high 82 tackles as a freshman. Finished his career with 279 tackles, 45 tackles for loss, and 30 sacks. Physical Education major.

PERSONAL: Football, basketball, and track letterman at Charlton-Pollard High School in Beaumont, Texas. Studying to be an ordained preacher



at Christ Church in Kirkland. Filmed a PSA promoting the importance of parenthood with teammate Jon Kitna in 1998. Michael and his wife, Betty were married on May 25, 1991 and have two sons, Michael (1/25/91), and Johnnie Glenn (1/23/96), and a daughter, Michaela (1/13/94). Lives in Kirkland, Washington.

SINCLAIR'S NFL RECORD

Club	G/S	Tackles			Sacks		Interceptions				LG	TD	PD	FF	FR
		Tkl	So	Ast	QB	Yds	No	Yds	Avg						
1991 Seattle	0/0	0	0	0	0.0	0	0	0.0	0	0	0	0	0	0	0
1992 Seattle	11/1	10	9	1	8.0	n/a	0	0.0	0	0	1	0	0	0	
1993 Seattle	9/1	12	11	1	8.0	n/a	0	0.0	0	0	1	1	0	0	
1994 Seattle	12/2	12	10	2	4.5	n/a	0	0.0	0	0	0	0	0	0	
1995 Seattle	16/15	46	37	9	5.5	n/a	0	0.0	0	0	2	2	2	2	
1996 Seattle	16/16	47	39	8	13.0	n/a	0	0.0	0	0	2	4	0	0	
1997 Seattle	16/16	44	34	10	12.0	n/a	0	0.0	0	0	3	5	1	0	
1998 Seattle	16/16	50	38	12	16.5	79.5	0	0.0	0	0	4	6	0	0	
NFL TOTALS	96/67	221	178	43	60.5	n/a	0	0	0.0	0	0	13	18	3	

SINGLE GAME HIGHS

Tackles: 8, vs. Denver 9/8/96

Sacks: *4, vs. Denver 9/8/96

Interceptions: None

Forced Fumbles: 2, vs. Denver 10/2/95

Fumble Recoveries: 1, Three Times (Last: at San Diego, 11/9/97, in the endzone for TD)



DARRIN SMITH LB

Height: 6-1 **Weight:** 230
College: Miami
NFL Experience: 7th Year
Seahawks Experience: 2nd Year
How Acquired: UFA (Phil, 1998)
1998 Games Played/Started: 12/12
Career Games Played/Started: 76/73
Birthdate: April 15, 1970
Birthplace: Miami, Fl.

59

1998: Started 12 games, including three at MLB. Had a career-high three interceptions. Led the team with 12 tackles and tied a career-high with 2.0 sacks, also added a fumble recovery in season opening victory at Philadelphia (9/6). Led the team for the second consecutive

Darrin's Project 59 literacy program, made a stop at Hawthorne Elementary School in Seattle. It raised \$5,000 as a game incentive program last season.

game with 10 tackles versus Arizona (9/13). Recorded 2.0 sacks and added a forced fumble in that game. Started at MLB versus Washington (9/20) and recorded seven tackles and intercepted a pass that set-up a touchdown.

It was his first career start at MLB, a position he played due to the injuries to Dean Wells (knee) and DeShone Myles (knee). Smith then moved back outside at Pittsburgh (9/27). Finished with five tackles, including a sack on which he forced and recovered a fumble at Kansas City (10/4). Returned an interception 23 yards for a touchdown versus Denver (10/11). It was the second interception return touchdown of his career. Tied for seventh in the AFC with 5.0 sacks, which also marked a career-high. Inactive versus Oakland (11/1) with an ankle injury. Scored on a 26-yard interception return (second of season) to help Seattle to a 24-12 victory over Kansas City (11/8). Inactive with ankle injury at Oakland (11/15) and was replaced by rookie Anthony Simmons. Inactive at Denver (12/27) with a lower back injury.

PRO: Entered the NFL as the Dallas Cowboys' second-round draft choice (54th overall) in 1993. Started four years for the Cowboys while winning two Super Bowls. Signed as an unrestricted free agent with Philadelphia on March

19, 1997, and played one season with the Eagles. **1993:** Consensus all-rookie selection. Started 13 regular season games and all three in the postseason. Played in the weak linebacker spot for the Cowboys collecting 93 tackles with two fumble recoveries. Recorded a season-high 14 stops at Philadelphia (10/31). **1994:** Finished fourth in tackles on a defense that led the NFL. Recorded two sacks, a forced fumble and a fumble recovery in a win at Washington (10/2). Finished the season with two strong performances, recording a career-high 15 tackles versus Cleveland (12/10) and intercepted two passes, with one returned for a fourth quarter touchdown in New Orleans on December 18. Was named NFC Defensive Player of the Week for his game against the Saints. **1995:** Missed the first seven games of the season before agreeing to terms with the Cowboys and starting the final nine games at weak outside linebacker. First game back was at Atlanta (10/29). Averaged eight tackles in final five games of the season. Equaled a career-high with two sacks at Arizona (12/25). Started Super Bowl XXX for the Cowboys and recorded six tackles in a 27-17 win over Pittsburgh. **1996:** Finished third on the team with a career-best 117 tackles, while starting all 16 games at weak outside linebacker. Reached double digits in tackles six times. Recovered a fourth quarter fumble by Cris Carter in an NFC Wild Card victory over the Vikings. **1997:** Played and started seven games for the Philadelphia Eagles. Suffered a sprained ankle in training camp and missed three of the first five games. Had a sack, forced fumble and fumble recovery on one play versus Arizona (10/19). Later in the season he suffered a torn ligament in his right ankle and missed the final six games. Underwent surgery (11/11) and was placed on injured reserve (11/19). Signed with Seattle on March 5, 1998.

COLLEGE: Four-year letterman at Miami. Member of two national championship teams (1989 and 1991). Finished his career with 401 tackles and 10 sacks. Finalist for the Butkus

Award as the nation's top linebacker after his senior season in 1992. Shared Big East Defensive Player of the Year honors with Syracuse's George Rooks as a junior in 1991.

PERSONAL: Football and track letterman at

Norland High in Miami, Florida. Earned his MBA from Miami and owns a real estate business in South Florida. Active member of the Fellowship of Christian Athletes. Lives in Miami, Florida, with his wife Kimberly.

SMITH'S NFL RECORD

Club	G/S	Tackles			Sacks		Interceptions							
		Tkl	So	Ast	QB	Yds	No	Yds	Avg	LG	TD	PD	FF	FR
1993 Dallas	16/13	93	49	44	1.0	n/a	0	0	0.0	0	0	n/a	0	2
1994 Dallas	16/16	103	51	52	4.0	n/a	2	13	6.5	13t	1	n/a	1	2
1995 Dallas	9/9	65	43	22	3.0	n/a	0	0	0.0	0	0	n/a	0	1
1996 Dallas	16/16	117	62	55	1.0	n/a	0	0	0.0	0	0	n/a	0	0
1997 Philadelphia	7/7	13	9	4	1.0	n/a	0	0	0.0	0	0	n/a	1	1
1998 Seattle	12/12	80	59	21	5.0	35.0	3	56	18.7	26t	2	5	2	2
NFL TOTALS	76/73	471	273	198	15.0	n/a	5	69	13.8	26t	3	n/a	4	8

ADDITIONAL STATISTICS

Postseason Games Played/Started: 1993 (Dallas) 3/3, 1994 (Dallas) 2/2, 1995 (Dallas) 3/3, 1996 (Dallas) 2/2; **Career:** 10/10.

SINGLE GAME HIGHS

Tackles: 15, vs. Cleveland 12/10/94


Sacks: 2.0, Four Times (Last: vs. Arizona 9/13/98)

Interceptions: 2, at New Orleans 12/18/94

Int. for TD: 1, Three Times (Last: vs. Kansas City 11/8/98)

Forced Fumbles: 1, Four Times (Last: at Kansas City 10/4/98)

Fumble Recoveries: 1, Eight Times (Last: at Kansas City 10/4/98)



SHAWN SPRINGS CB

Height: 6-0

Weight: 195

College: Ohio State

NFL Experience: 3rd Year

Seahawks Experience: 3rd Year

How Acquired: Draft (1st round [a] 1997)

1998 Games Played/Started: 16/16

Career Games Played/Started: 26/26

Birthdate: March 11, 1975

Birthplace: Williamsburg, Va.

24

1998: Started all 16 games at right cornerback. Voted to the AFC Pro Bowl squad. Finished fourth in the AFC with seven interceptions. Scored the Seahawks first touchdown of the season with a 42-yard interception return in a 38-0 victory over the Eagles (9/6). Recorded three passes defended while the defense limited Philadelphia to just 174 yards of total offense. Teamed with CB Willie Williams to hold the Eagles' receivers to just four catches on the day. Followed-up that performance with a 56-yard interception return for a touchdown on the second week of the season versus Arizona (9/13). Established a career-high with 13 tackles at San Diego (10/25). Registered his first career multi-interception game versus San Diego (12/13). Scored third touchdown of the season on a 14-yard fumble return versus Indianapolis (12/20). Tied

the team record for interception return touchdowns in a season, with John Harris (1981), Kenny Easley (1984), Dave Brown (1984) and Keith Simpson (1984). Led the team with 21 passes defended.

PRO: Selected with the third overall pick in the 1997 draft.

The "Springs to Life" campaign is geared towards helping children read and write better for improved test scores. Shawn also served as spokesman for the Seahawks Holiday Coat Drive.


The first of two first-round picks by the Seahawks (Walter Jones sixth overall). Seattle had acquired the choice from the Atlanta Falcons on March 28, along with a third-round pick for first (11th overall), second, third, and fourth-round choices. Seattle had acquired the 11th overall pick from the Chicago Bears for quarterback Rick Mirer on February 18, 1997. **1997:** Started ten games at right cornerback. Missed six games with a broken right thumb suffered at Denver (11/2). Finished third on the team with eight tackles in first NFL game against the Jets (8/31). Recorded his first career interception versus Tennessee (10/5). Intercepted the pass at the Seahawks' 1-yard line. Forced a fumble versus Oakland (10/26). Broke his thumb early at Denver (11/2), but continued to play throughout the game. Returned to start in the season finale victory over San Francisco (12/21)

HONORS: 1998, AFC Pro Bowl Squad

COLLEGE: Started all 37 games over his final three seasons after redshirting in 1993. First-team All-Big 10 Conference as a sophomore and junior. All-conference all-academic pick. Big Ten Defensive Player of the Year in 1996 as selected by the conference coaches despite not having an interception. Finished that season with 39 tackles and a team-leading 15 passes defended. Had four passes defended in a 17-16 win over Arizona State in the Rose Bowl. Returned 17 punts for an 11.2 yard average. Sophomore All-America pick in 1995 by *Girdiron Report*. Led team with five interceptions and added 52 tackles. Averaged 26.8 yards on 11 kickoff returns, including a 97-yard touchdown versus Boston College in the Kickoff Classic. Freshman

All-America in 1994 as chosen by *Football News*. Recorded 61 tackles and one interception. Finished his career with 152 tackles, six interceptions and five tackles for loss. Averaged 25.2 yards on 20 kickoff returns with one touchdown and 9.5 on 27 punt returns. Majored in Business.

PERSONAL: All-state choice at Springbrook High School in Silver Springs, Maryland. Played both cornerback and tailback in football and ran sprints,



relays and the long jump. His father, Ron, was a running back at Ohio State from 1976-78, and played in the NFL with the Dallas Cowboys from 1979-84. Ron Springs rushed for 2,108 yards and 28 touchdowns and added 222 receptions for 2,029 yards and 10 scores. Shawn Springs was born in Williamsburg, Virginia. Lives in Columbus, Ohio. Has twin boys, Samari and Skyler (9/15/98)

SPRINGS' NFL RECORD

Club	G/S	Tackles			Sacks		Interceptions					PD	FF	FR
		Tkl	So	Ast	QB	Yds	No	Yds	Avg	LG	TD			
1997 Seattle	10/10	38	34	4	0.0	0	1	0	0.0	0	0	6	1	0
1998 Seattle	16/16	75	61	14	0.0	0	7	142	20.2	56	2	21	1	0
NFL TOTALS	26/26	113	95	18	0.0	0	8	142	20.2	56	2	27	2	0

SINGLE GAME HIGHS

Tackles: 13, at San Diego, 10/25/98

Sacks: None


Interceptions: 2, vs. San Diego 12/13/98

Longest Return: 56, at Arizona, 9/13/98

Touchdowns: 1, Two Times (Last: vs. Arizona, 9/13/98)

Forced Fumbles: 1, Two times (Last at Kansas City, 10/4/98)

Fumble Recoveries: 1 vs. Indianapolis, 12/20/98



DEREK STREY

LB

Height: 6-2 Weight: 247
 College: Eastern Washington
 NFL Experience: 1st Year
 Seahawks Experience: 1st Year
 How Acquired: Free Agent (1998)
 1998 Games Played/Started: 0/0
 Career Games Played/Started: 0/0
 Birthdate: October 26, 1974
 Birthplace: Edina, Mn.

58


1998: Signed to the Seahawks practice squad on December 2, after having spent one week on the practice squad earlier in the season (11/4). Had originally signed as a rookie free agent and went to camp with the Jacksonville Jaguars. Released by Jacksonville on August 24.

PRO: Finished the 1998 season on the Seahawks practice squad and was allocated to the NFL Europe League's Frankfurt Galaxy. Started 10-of-10 games for the World Bowl participants and finished tied for second on the team with 38 tackles. Added one sack, three passes defended and four special teams tackles.

COLLEGE: A two-time Division I-AA All-American and three-time All-Big Sky Conference selection at Eastern Washington. Finished his career as the school's second all-time leading tackler with 319. Accomplished a career-high of 151 career interception yards which ranked fourth in school

history. Started 36 consecutive games his last three seasons, including playoff games. Registered 99 tackles, two sacks, 11 tackles for loss and two passes defended and was selected as honorable mention All-American and first-team All-Big Sky Conference senior season. Named to the Big Sky All-Academic team for three consecutive years. Named second-team All-American and first-team All-Conference and team's Defensive Player of the Year during junior season. Posted a career-high 18 tackles vs. Northern Arizona. Acquired three of his four interceptions with a cast on his hand after suffering a broken thumb and returned one for a 95-yard touchdown. Majored in Criminal Justice.

PERSONAL: Selected All-State and All-League at South Kitsap H.S. in Port Orchard, Washington. Named one of the top 40 recruits in the state of Washington. Engaged to Melanie Lund.



MACK STRONG

RB

Height: 6-0 Weight: 235
 College: Georgia
 NFL Experience: 6th Year
 Seahawks Experience: 6th Year
 How Acquired: Free Agent (1993)
 1998 Games Played/Started: 16/7
 Career Games Played/Started: 70/29
 Birthdate: September 11, 1971
 Birthplace: Fort Benning, Ga.

38

1998: Starting fullback. Caught two passes for 13 yards, including an 11-yard TD from Moon in the season opener at Philadelphia (9/6). Led the team with 2 special teams tackles and added 14 yards on three carries. Scored in his second consecutive game on a 4-yard pass from Moon in a 33-14 victory over Arizona (9/13). Led the team with two special teams tackles. Guided the way for Ricky Watters' 136 yards rushing and a team total of 163 on the ground. Played but did not start when team opened with three WR set versus Denver (10/11). Caught two passes for 11 yards and carried the ball twice for 2 yards. Did not start

at San Diego (10/25), when he was dinged on the opening kickoff but returned to play. Did not start versus Oakland (11/1), when the team opened with three WR set. Started versus Indianapolis (12/20), and helped block for Ricky Watters' career-high 178-yard rushing performance. Rushed once for 6 yards and caught one pass for 9 yards at Denver (12/27).

PRO: Signed with the Seahawks as a free agent in 1993 and has worked into the starting job at fullback. Has also played backup running back. Scored the game-winning touchdown against Tampa Bay with 42 seconds left and tied a team record for a running back with

two touchdown receptions at Arizona in 1995. Has 49 special teams tackles, including a team-leading 19 in 1995.

Mack has participated in the Leukemia Society Celebrity Waiter Luncheon to raise money to fight the disease and the Camp Fire Boys and Girls Football Camp with teammate Todd Peterson.

1993: Spent the entire season on the practice squad after signing as a free agent on April 29. **1994:** Played the last eight games as a reserve fullback and running back. Inactive the first eight games. Made his first appearance

on offense against Tampa Bay and scored the game-winning touchdown with 42 seconds remaining in a 22-21 win. Started at running back against the Indianapolis Colts. Scored the eventual game-winning touchdown on a 13-yard run in a 16-14 win at Houston. Finished the season with 114 yards on 27 carries and three receptions. Added 11 special teams tackles. **1995:** Played 16 games, starting two, at fullback. Scored four touchdowns, three receiving and one rushing. Two of his touchdown receptions came at Arizona, equaling the

franchise record for a running back. Started at fullback at Jacksonville and rushed for a score. Led the team with 19 special teams tackles, according to coaches video study. Credited with four at Washington. **1996:** Played 14 games, starting eight. Missed two games with a knee injury. Caught nine passes for 78 yards and rushed five times for 8 yards. Added nine tackles on special teams. **1997:** Played in all 16 games with 11 starts. Did not start five games when the team opened in multiple wide receiver sets. Primarily used as the lead blocker, but did pick up three first downs on only four carries. Scored on a 5-yard touchdown pass from Warren Moon versus the San Diego Chargers (9/21). Caught a 4-yard touchdown pass from Moon at the Denver Broncos (11/2). Saw brief action at running back at San Diego (11/9).

COLLEGE: Four-year letterman and two-year starter. Offensive team captain as a senior. Rushed for a single-season high 358 yards on 63 carries, a 5.7 yard average, and three scores in 1992. Finished his career with 812 yards on 195 carries, a 4.2 average, and nine scores. Had six touchdowns on 67 carries in 1991. Added 35 career receptions for 400 yards, an 11.4 average, and one score. Sociology major.

PERSONAL: Football, basketball, and track letterman at Brookstone High School in Columbus, Georgia. Rushed for 4,414 yards and 83 touchdowns. Lives in Kirkland, Washington, with his wife Zoe.

STRONG'S NFL RECORD

	Club	G/S	Rushing				Receiving					
			Att	Yds	Avg	LG	TD	No	Yds	Avg	LG	TD
1993	Seattle		Practice Squad									
1994	Seattle	8/1	27	114	4.2	14	1	3	3	1.0	5	0
1995	Seattle	16/2	8	23	2.9	9	1	12	117	9.8	25	3
1996	Seattle	14/8	5	8	1.6	4	0	9	78	8.7	20	0
1997	Seattle	16/11	4	8	2.0	6	0	13	91	7.0	20	2
1998	Seattle	16/7	15	47	3.1	9	0	8	48	6.0	11t	2
NFL TOTALS		70/29	59	200	3.4	14	2	45	337	7.5	25	7

SINGLE GAME HIGHS

Rushes: 10, at Houston (12/11/94)

Yards: 44, at Houston (12/11/94)

Longest: 14, vs. Indianapolis (12/4/94)

TD: 1, Two Times (Last at Jacksonville, 11/12/95)

Receptions: 4, at Arizona (10/29/95)


Yards: 42, at Arizona (10/29/95)

Longest: 25, vs. Cincinnati (9/17/95)

TD: 2, at Arizona (10/29/95)

ADDITIONAL STATISTICS

Special Teams Tackles: 1994 (Seattle) - 11; 1995 (Seattle) - 19; 1996 (Seattle) - 9; 1997 (Seattle) - 10; 1998 (Seattle) - 10; **Career** - 59.



FRED THOMAS CB

Height: 5-9 **Weight:** 172
College: Tennessee-Martin
NFL Experience: 4th Year
Seahawks Experience: 4th Year
How Acquired: Draft (2nd round 1996)
1998 Games Played/Started: 15/0
Career Games Played/Started: 44/3
Birthdate: September 11, 1973
Birthplace: Bruce, Ms.

22

1998: Nickel-back and special teams contribu-

Fred worked at the Seahawks Celebrity Waiter Dinner to raise money for women and children's charities. He also helped teammate Jon Kitna in his efforts to raise money at his annual bowling outing last season.

tor. Led the team with three passes defended versus Washington (9/20). Also led the team with two special teams tackles in that game. Had a special teams tackle at Kansas City (10/4). Inactive versus

Denver (10/11) with hamstring injury. Started at CB for an injured Willie Williams (hamstring) at Dallas (11/22), and finished with a career-high nine tackles. Saw action as the fourth CB versus Tennessee (11/29) and added two special teams tackles. Had five tackles versus San Diego (12/13). Had four tackles and two passes defended at Denver (12/27).

PRO: Joined the Seahawks as the team's second-round draft choice in 1996. Underwent extensive eye exams that indicated a perception difficulty before the '98 season. The problem has improved with therapy. **1996:** Played the last 15 games as a reserve cornerback and special teams performer. Inactive at San Diego (9/1). Saw his first action on defense versus Buffalo (12/8) and also played at Jacksonville (12/15) and at Oakland (12/22). Credited with five tackles on defense and 15 on special teams. Had 2.5 tackles inside the 20 on kick and

punt coverage. **1997:** Played in 14 games, starting three at LCB for an injured Shawn Springs (thumb), and served as the nickel cornerback in 11 others. Recorded a career-high 26 tackles, with two for loss. Made first career start versus Atlanta (11/30). In his second start, he responded with a team-leading and career-high eight tackles at Baltimore (12/7). Broke-up a last second pass by the Raiders to help secure a 22-21 victory at Oakland (12/14).

COLLEGE: All-Ohio Valley Conference first-team selection in 1995. Recorded 69 tackles with seven for losses and four interceptions in 1995 and returned 12 kickoffs for a 22.3-yard average. Picked off three passes, returning one for a touchdown, all in the first half against Tennessee State. Had a 70-yard punt return touchdown versus Morehead State. Transferred to Tennessee-Martin prior to the start of the season. Played in seven games with three starts for the University of Mississippi in 1994. Returned an interception 83 yards for a touchdown against the University of Florida. Played two seasons at Northwest Mississippi Community College in Senatobia, Mississippi, playing both wide receiver and cornerback. Caught 21 passes for a 26.8 yard average, and two scores, and returned four kicks for touchdowns. Earned Junior College All-America honorable mention as a wide receiver in 1993. All-state selection as a defensive back in 1992. Criminal Justice major.

PERSONAL: Prep all-state selection in football, basketball and track at Bruce High School in Bruce, Mississippi. Earned three letters in each sport. Lives in Calhoun City, Mississippi, with his wife, Vickie, and their daughter, Jasmine (3/29/93).

THOMAS' NFL RECORD

Club	G/S	Tackles			Sacks		Interceptions			LG	TD	PD	FF	FR
		Tkl	So	Ast	QB	Yds	No	Yds	Avg					
1996 Seattle	15/0	5	4	1	0.0	0	0	0	0.0	0	0	0	0	0
1997 Seattle	14/3	26	22	4	0.0	0	0	0	0.0	0	0	3	0	0
1998 Seattle	15/0	39	32	7	0.0	0	0	0	0.0	0	0	7	0	0
Career	44/3	70	58	12	0.0	0	0	0	0.0	0	0	10	0	0

SINGLE GAME HIGHS

Tackles: 9, at Dallas 11/22/98
Sacks: None
Interceptions: None
Forced Fumbles: None
Fumble Recoveries: None

ADDITIONAL STATISTICS

Special Teams Tackles: 1996 (Seattle) - 15; 1997 (Seattle) - 10; 1998 (Seattle) - 13; Career - 38.



RICKY WATTERS RB

Height: 6-1
College: Notre Dame
NFL Experience: 9th Year
Seahawks Experience: 2nd Year
How Acquired: UFA (Phil, 1998)
1998 Games Played/Started: 16/16
Career Games Played/Started: 107/106
Birthdate: April 7, 1969
Birthplace: Harrisburg, Pa.

Weight: 217

32

1998: Started 16 games at running back. Topped the 1,000-yard mark after the 14th game of the season, becoming the first player in NFL history to record 1,000-yard seasons with three different teams (San Francisco-1992, Philadelphia-1995, '96, '97, Seattle-1998). Fifth career, 1,000-yard season. Finished fifth in the AFC with 1,239 yards rushing and third in total yards from scrimmage with 1,612 (1,239 rushing, 373 receiving). Has started 79 consecutive games. Finished the season with four 100-yard games, including a career-high 178 yards versus the Colts (12/20). Rushed for 105 yards versus Arizona (9/13) to help lead the Seahawks to a 33-14 victory. Followed that with a 136-yard rushing output versus Washington (9/20). That effort marked the first time in Seahawks history the team boasted a 100-yard rusher in three consecutive games (Ahman Green vs. Philadelphia 9/6). Scored two touchdowns and rushed for 105 yards versus Kansas City (11/8), marking his 14th career multi-touchdown game. In games which he has rushed for 100 yards, his team's have a 23-2 record. Third on the team with 52 receptions. Made 100th career start at Oakland (11/15).

PRO: Five-time Pro Bowl running back who signed with the Seahawks as a free agent on March 4, 1998, following three seasons in Philadelphia (1995-97) and four in San Francisco (1991-94) (one on injured reserve). Only player in NFL history to rush for 1,000 yards with three different franchises (San Francisco-1992, Philadelphia- 1995-97, Seattle- 1998). Has helped five of the seven teams he has played on make the NFL playoffs. Entered the NFL as a second-round pick by San Francisco in 1991, when Seahawks' head coach Mike Holmgren served as the team's offensive coordinator. In the seven seasons he has rushed for 7,873 yards and 65 touchdowns, while adding 353 receptions for 3,141 yards and nine scores. Has posted

25 regular season, 100-yard rushing games and one in the postseason. In his 25 100-yard games, Watters' teams have a 23-2 overall record. Ranks in the top 10 rushing leaders for the 49ers, the Eagles and the Seahawks. Ranks 10th on the 49ers' rushing list with 2,840 yards, and ranks fourth on the Eagles' list with 3,794 yards, while his 1,239 yards puts him eighth on the Seahawks all-time list. Has scored 40 rushing touchdowns his last four seasons. In his 12 100-yard games with the Eagles, the team went 11-

Ricky's love for children was evident when he announced the formation of his foundation at the Zion Prep Academy in Seattle. He also was the keynote speaker for the Pete Gross House annual luncheon in October.

1. Had signed with the Eagles as a transition player from the 49ers on March 25, 1995, when San Francisco did not match the offer sheet. **1991:** Suffered a broken foot in the first week of training camp with the 49ers. Landed on injured reserve before joining the team on the practice squad in October, but broke a hand and missed the rest of the season on injured reserve. **1992:** Finished his first NFL season with 1,013 yards rushing and 1,418 total yards from scrimmage to earn a trip to the Pro Bowl. Led the 49ers with nine rushing touchdowns. In his first game, he rushed for 100 yards on 13 carries to help lead the team to a 31-14 victory over the NY Giants (9/6). Rushed for a season-high 163 yards at the L.A. Rams (11/22). Missed Games 13-14 with a shoulder injury. Returned to top the 100-yard mark in total offense in

both playoff games, versus Washington on January 9, and versus Dallas on January 17. **1993:** Tied a 49ers team record with ten rushing touchdowns, despite missing three games with a late-season knee injury. Participated in his second consecutive Pro Bowl, after leading the team with 950 yards rushing. Recorded three 100-yard rushing games. Established an NFL postseason record with five rushing scores while gaining 118 yards on 24 carries, in a 44-3 victory over the NY Giants in an NFC Divisional Playoff game on January 15. **1994:** Ranked fifth in the NFL with 1,596 yards from scrimmage, while earning his third consecutive Pro Bowl berth. Led the 49ers with 877 yards rushing and finished second on the team with a career-high 66 receptions for 719 yards. Twice topped the 100-yard rushing mark, at New Orleans with 105 yards on 26 carries and versus Tampa Bay with 103 yards on 14 rushes. Scored three touchdowns in the 49ers, 49-26 victory in Super Bowl XXIX over the San Diego Chargers. Scored on 51 and eight-yard passes from Steve Young and also on a 9-yard run. **1995:** In his first season with the Eagles, he led the team with 1,273 rushing yards, 1,707 yards from scrimmage, 12 total touchdowns and 11 rushing scores. Rushing total ranked fourth in the NFC and sixth in the NFL while earning him a trip to his fourth straight Pro Bowl. Accounted for 229 yards of offense versus Washington (10/8), which included a career-high 11 receptions. Scored two touchdowns in four consecutive games, from November 12 to December 3. Registered four 100-yard games including 112 yards on a career-high 33 carries versus Dallas (12/10). **1996:** Earned his fifth consecutive Pro Bowl berth while also being named All-NFL by *Sports Illustrated* and second-team All-NFL by *College and Pro Football Newsweekly*. Paced the NFL with 1,855 yards from scrimmage, while his 1,411 yards rushing ranked second in the NFC and

fourth in the NFL. Also led the league with 353 carries. Established career-highs in carries (353), yards rushing (1,411), and rushing touchdowns (13). Combined for 210 yards (153 rushing/57 receiving) versus Detroit (9/15), including a 52-yard run on the game's first play. Topped 100 yards in five-of-seven games in one stretch during the season, from September 15 to November 17. The Eagles finished 6-0 in games in which he rushed for 100 yards. **1997:** Started all 16 games for the Philadelphia Eagles finishing fourth in the NFC with 1,110 yards rushing and 1,550 total yards from scrimmage. Third consecutive season over the 1,000-yard plateau. Led the Eagles in touchdowns with seven, all rushing scores. Twice topped the 100-yard mark. Rushed for 106 yards on 20 carries at Dallas (9/15), and 104 yards in a 24-10 victory over the Redskins (10/5).

COLLEGE: Finished his career with 1,814 yards rushing on 325 carries with 21 touchdowns. Helped guide the Irish to the 1988 national championship, when he was converted to flanker for the season. Caught a team high 15 passes for 286 yards and two scores. His 97-yard punt return for a touchdown versus Southern Methodist in 1989 is the longest in school history. Tied on the school list (Tim Brown and Nick Rassas) with three career punt return touchdowns.

PERSONAL: Two-time all-state running back at Bishop McDevitt High in Harrisburg, Pa. Also lettered in basketball and track. Extremely active in the community, he was named the American Cancer Society's 1994 Humanitarian of the Year. Donated \$1,000 for each touchdown in 1995 to Camp Okizu, a summer camp for children suffering from cancer, located in the Bay Area. Earned a B.A. degree in design. Ricky and his wife, Catherina, live in San Francisco, Ca.

WATTERS' NFL RECORD

Club	G/S	Att	Rushing			LG	TD	Receiving					
			Yds	Avg	LG			TD	No	Yds	Avg	LG	TD
1991 San Francisco			Injured Reserve										
1992 San Francisco	14/13	206	1,013	4.9	43	9	43	405	9.4	35	2		
1993 San Francisco	13/13	208	950	4.6	39	10	31	326	10.5	48t	1		
1994 San Francisco	16/16	239	877	3.7	23	6	66	719	10.9	65t	5		
1995 Philadelphia	16/16	337	1,273	3.8	57	11	62	434	7.0	24	1		
1996 Philadelphia	16/16	353	1,411	4.0	56t	13	51	444	8.7	36	0		
1997 Philadelphia	16/16	285	1,110	3.9	28	7	48	440	9.2	37	0		
1998 Seattle	16/16	319	1,239	3.9	39t	9	52	373	7.2	24	0		
NFL TOTALS	107/106	1,947	7,873	4.0	57	65	353	3,141	8.9	65t	9		

POSTSEASON

Club	G/S	Att	Rushing			LG	TD	Receiving			
			Yds	Avg	LG			TD	No	Yds	Avg
1992 San Francisco	2/2	29	152	5.2	21	0	8	88	11.0	17	0
1993 San Francisco	2/2	36	155	4.3	20	6	12	79	6.6	13	0
1994 San Francisco	3/3	40	174	4.4	15	1	7	108	15.4	51t	3
1995 Philadelphia	2/2	31	88	2.8	12	1	7	109	15.6	45t	1
1996 Philadelphia	1/1	20	57	2.9	12	0	5	45	9.0	14	0
PLAYOFF TOTALS	10/10	156	626	4.0	21	8	39	429	11.0	51t	4

SINGLE GAME HIGHS

Rushing

Most Attempts: 33, vs. Dallas 12/10/95
Most Yards: 178, vs. Indianapolis 12/20/98
Longest Run: 57, vs. NY Giants 11/19/95
Most Touchdowns: 3, Two Times (Last: vs. Cin 12/5/93)
Longest Touchdown: 56, at Atlanta 9/22/96

Receiving

Most Receptions: 11, vs. Washington 10/8/95
Most Yards: 106, vs. Denver 12/17/94
Longest Reception: 65t, vs. Denver 12/17/94
Most Touchdowns: 2, Two Times (Last: vs. Den 12/17/94)
Longest Touchdown: 65t, vs. Denver 12/17/94

ADDITIONAL STATISTICS

100-Yard Games: 25, Last Time vs. Indianapolis 12/20/98

WATTERS' 100-YARD RUSHING GAMES

Date	Opponent	Att	Yds	Avg	LG	TD
12/20/98	Indianapolis	32	178	5.6	38	1
10/20/96	Miami	25	173	6.9	49	1
11/22/92	at LA Rams	26	163	6.3	15	2
09/15/96	Detroit	27	153	5.7	52	1
10/08/95	Washington	25	139	5.6	24	0
09/20/98	Washington	24	136	5.7	33	1
09/26/93	at New Orleans	25	135	5.4	17	0
11/26/95	at Washington	25	124	5.0	25	2
10/15/95	at NY Giants	30	122	4.1	14	1
09/22/96	at Atlanta	26	121	4.7	56t	2
01/15/94	* NY Giants	24	118	4.9	20	5
11/03/96	at Dallas	24	116	4.8	17	1
11/22/93	New Orleans	16	116	7.3	33	0
11/15/92	New Orleans	21	115	5.5	20	0
12/10/95	Dallas	33	112	3.4	15	1
09/19/93	Atlanta	19	112	5.9	25	1
10/13/96	at NY Giants	27	110	4.1	11	0
09/15/97	at Dallas	20	106	5.3	20	0
09/13/98	at Arizona	22	105	4.8	17	0
11/08/98	Kansas City	24	105	4.4	13	1
11/28/94	at New Orleans	26	105	4.0	19	0
10/05/97	Washington	31	104	3.4	13	2
12/01/96	NY Giants	29	104	3.6	11	0
10/11/92	at New England	19	104	5.5	30	1
10/23/94	Tampa Bay	14	103	7.4	23	2
09/06/92	at NY Giants	13	100	7.7	19	0
* Postseason						

By Year: 1992 (San Francisco) - 4; 1993 (San Francisco) - 3; 1994 (San Francisco) - 3; 1995 (Philadelphia) - 4; 1996 (Philadelphia) - 6; 1997 (Philadelphia) - 2; 1998 (Seattle) - 4 **Career - 26; Postseason - 1.**

WATTERS GAME-BY-GAME

	Opponent	-----Rushing-----					-----Receiving-----					Total	W/L
		Att	Yds	Avg	LG	TD	Rec	Yds	Avg	LG	TD		
09/06	at New York Giants	13	100	7.7	19	0	5	50	10.0	14	0	150	W
09/13	Buffalo	16	83	5.2	20	0	4	22	5.5	14	0	105	L
09/20	at New York Jets	17	55	3.2	13	1	1	4	4.0	4	0	59	W
09/27	at New Orleans	18	76	4.2	12	0	7	52	7.4	22	0	128	W
10/04	Los Angeles Rams	20	83	4.2	13	1	2	26	13.0	24	0	109	W
10/11	at New England	19	104	5.5	30	1	8	84	10.5	29	1	188	W
10/18	Atlanta	15	75	5.0	17	3	3	57	19.0	35	0	132	W
11/01	at Phoenix	7	36	5.1	17	1	3	48	16.0	20	0	84	L
11/09	at Atlanta	19	75	3.9	43	0	3	25	8.3	21t	1	100	W
11/15	New Orleans	21	115	5.5	20	0	3	11	3.7	7	0	126	W
11/22	at Los Angeles Rams	26	163	6.3	15	2	3	16	5.3	9	0	179	W
11/29	Philadelphia	5	20	4.0	9	0	0	0	0.0	0	0	20	W
12/06	Miami	Did Not Play (Shoulder)											
12/13	at Minnesota	Did Not Play (Shoulder)											
12/19	Tampa Bay	7	13	1.9	8	0	0	0	0.0	0	0	13	W

1992	Opponent	Att	Yds	Avg	LG	TD	Rec	Yds	Avg	LG	TD	Total	W/L
12/28	Detroit	3	15	5.0	9	0	1	10	10.0	10	0	25	W
01/09	*Washington	18	83	4.6	21	0	2	19	9.5	13	0	102	W
01/17	*Dallas	11	69	6.3	16	0	6	69	11.5	17	0	138	L
Regular Season Totals (14/13)		206	1,013	4.9	43	9	43	405	9.4	35	2	1,418	12-2

		-----Rushing-----					-----Receiving-----					Total	W/L
1993	Opponent	Att	Yds	Avg	LG	TD	Rec	Yds	Avg	LG	TD		
09/05	at Pittsburgh	14	46	3.3	10	0	1	4	4.0	4	0	50	W
09/13	at Cleveland	13	83	6.4	14	0	4	47	11.8	18	0	130	L
09/19	Atlanta	19	112	5.9	25	1	0	0	0.0	0	0	112	W
09/26	at New Orleans	25	135	5.4	17	0	2	8	4.0	5	0	143	L
10/03	Minnesota	9	8	0.9	3	1	1	28	28.0	28	0	36	W
10/17	at Dallas	8	32	4.0	9	0	2	31	15.5	16	0	63	L
10/24	Phoenix	20	95	4.8	39	1	2	17	8.5	10	0	112	W
10/31	Los Angeles Rams	19	56	2.9	9	1	5	35	7.0	17	0	91	W
11/14	at Tampa Bay	19	88	4.6	21	1	5	35	7.0	11	0	123	W
11/22	New Orleans	16	116	7.3	33	0	0	0	0.0	0	0	116	W
11/28	at Los Angeles Rams	18	47	2.6	7	1	5	82	16.4	48t	1	129	W
12/05	Cincinnati	17	78	4.6	11	3	2	26	13.0	16	0	104	W
12/11	at Atlanta	Inactive (Knee)											
12/19	at Detroit	Inactive (Knee)											
12/25	Houston	Inactive (Knee)											
01/03	Philadelphia	11	54	4.9	12	1	2	13	6.5	9	0	67	L
01/15	*New York Giants	24	118	4.9	20	5	5	46	9.2	13	0	164	W
01/23	*at Dallas	12	37	3.1	8	1	7	33	4.7	9	0	70	L
Regular Season Totals (13/13)		208	950	4.6	39	10	31	326	10.5	48t	1	1,276	9-4

		-----Rushing-----					-----Receiving-----					Total	W/L
1994	Opponent	Att	Yds	Avg	LG	TD	Rec	Yds	Avg	LG	TD		
09/05	Los Angeles Raiders	18	37	2.1	13	1	5	55	11.0	23	0	92	W
09/11	at Kansas City	14	59	4.2	13	0	6	64	10.7	21	0	123	L
09/18	at Los Angeles Rams	18	56	3.1	9	0	3	18	6.0	12	0	74	W
09/25	New Orleans	15	49	3.3	14	0	8	54	6.8	13	0	103	W
10/02	Philadelphia	7	22	3.1	12	0	1	14	14.0	14	0	36	L
10/09	at Detroit	16	42	2.6	7	1	2	13	6.5	9	0	55	W
10/16	at Atlanta	10	53	5.3	19	0	5	33	6.6	10	2	86	W
10/23	Tampa Bay	14	103	7.4	23	2	4	64	16.0	46	0	167	W
11/06	at Washington	11	46	4.2	22	0	6	66	11.0	38	0	84	W
11/13	Dallas	17	65	3.8	11	0	4	32	8.0	17	0	97	W
11/20	Los Angeles Rams	20	81	4.1	15	0	5	74	14.8	35	0	155	W
11/28	at New Orleans	26	105	4.0	19	0	2	37	18.5	29	0	142	W
12/04	Atlanta	16	53	3.3	17	0	6	73	12.2	38	1	126	W
12/11	San Diego	17	53	3.1	10	1	2	12	6.0	8	0	65	W
12/17	Denver	13	40	3.1	12	1	4	106	26.5	65t	2	146	W
12/26	at Minnesota	7	13	1.9	9	0	3	4	1.3	4	0	17	L
01/07	*Chicago	11	55	5.0	15	0	3	18	6.0	11	0	73	W
01/15	*Dallas	14	72	5.1	15	0	1	29	29.0	29t	1	101	W
01/29	*San Diego	15	47	3.1	13	1	3	61	20.3	51t	2	108	W
Regular Season Totals (16/16)		239	877	3.7	23	6	66	719	10.9	65t	5	1,596	13-3

		-----Rushing-----					-----Receiving-----					Total	W/L
1995	Opponent	Att	Yds	Avg	LG	TD	Rec	Yds	Avg	LG	TD		
09/03	Tampa Bay	17	37	2.2	9	0	5	34	6.8	16	0	71	L
09/09	at Arizona	22	94	4.3	28	0	3	34	11.3	16	0	128	W
09/17	San Diego	19	76	4.0	18	0	6	19	3.2	7	1	95	L
09/24	at Oakland	15	75	5.0	17	0	4	33	8.3	24	0	108	L
10/01	at New Orleans	26	79	3.0	16	0	3	37	12.3	23	0	116	W
10/08	Washington	25	139	5.6	24	0	11	90	8.2	17	0	229	W
10/15	at New York Giants	30	122	4.1	14	1	0	0	0.0	0	0	122	W
10/29	St. Louis	13	38	2.9	26	0	2	17	8.5	11	0	55	W
11/06	at Dallas	18	80	4.4	13	1	0	0	0.0	0	0	80	L
11/12	Denver	18	57	3.2	11	2	4	26	6.5	18	0	83	W
11/19	New York Giants	20	84	4.2	57	2	5	43	8.6	21	0	127	W
11/26	at Washington	25	124	5.0	25	2	4	14	3.5	6	0	138	W
12/03	at Seattle	21	69	3.3	12	2	5	21	4.2	11	0	90	L
12/10	Dallas	33	112	3.4	15	1	6	36	6.0	12	0	148	W
12/17	Phoenix	23	74	3.2	36	0	1	18	18.0	18	0	92	W

1995	Opponent	Att	Yds	Avg	LG	TD	Rec	Yds	Avg	LG	TD	Total	W/L
12/24	at Chicago	12	13	1.1	9	0	3	12	4.0	9	0	25	L
12/30	*Detroit	18	49	2.7	12	1	3	64	21.3	45t	1	113	W
01/07	*at Dallas	13	39	3.0	9	0	4	45	11.3	18	0	84	L
Regular Season Totals (16/16)		337	1,273	3.8	57	11	62	434	7.0	24	1	1,707	10-6

		-----Rushing-----					-----Receiving-----						
1996	Opponent	Att	Yds	Avg	LG	TD	Rec	Yds	Avg	LG	TD	Total	W/L
09/01	at Washington	18	86	4.8	11	0	1	3	3.0	3	0	89	W
09/09	at Green Bay	10	38	3.8	16	1	1	1	1.0	1	0	39	L
09/15	Detroit	27	153	5.7	52	1	5	57	11.4	24	0	210	W
09/22	at Atlanta	26	121	4.7	56t	2	3	27	9.0	15	0	148	W
09/30	Dallas	21	68	3.2	8	1	4	26	6.5	9	0	94	L
10/13	at New York Giants	27	110	4.1	11	0	2	8	4.0	5	0	118	W
10/20	Miami	25	173	6.9	49	1	3	23	7.7	11	0	196	W
10/27	Carolina	21	33	1.6	4	1	2	9	4.5	7	0	42	W
11/03	at Dallas	24	116	4.8	17	1	1	3	3.0	3	0	119	W
11/10	Buffalo	19	51	2.7	7	0	5	47	9.4	13	0	98	L
11/17	Washington	26	87	3.3	14	2	6	78	13.0	28	0	165	L
11/24	Arizona	25	64	2.6	9	2	3	36	12.0	17	0	100	L
12/01	New York Giants	29	104	3.6	11	0	6	77	12.8	36	0	181	W
12/05	at Indianapolis	7	33	4.7	14	0	3	22	7.3	8	0	55	L
12/14	at New York Jets	17	75	4.4	23	0	3	13	4.3	8	0	88	W
12/22	Arizona	31	99	3.2	23	1	2	14	7.0	10	0	113	W
12/29	*at San Francisco	20	57	2.9	12	0	5	45	9.0	14	0	102	L
Regular Season Totals (16/16)		353	1,411	4.0	56t	13	51	444	8.7	36	0	1,855	10-6

		-----Rushing-----					-----Receiving-----						
1997	Opponent	Att	Yds	Avg	LG	TD	Rec	Yds	Avg	LG	TD	Total	W/L
08/31	at New York Giants	18	81	4.5	11	0	1	3	3.0	3	0	89	L
09/07	Green Bay	23	81	3.5	14	0	3	0	0.0	2	0	81	W
09/15	at Dallas	20	106	5.3	20	0	5	14	2.8	9	0	120	L
09/28	at Minnesota	13	61	4.7	23	0	5	27	5.4	9	0	88	L
10/05	Washington	31	104	3.4	13	2	2	36	18.0	20	0	140	W
10/12	at Jacksonville	15	44	2.9	14	0	4	69	17.3	37	0	113	L
10/19	Arizona	24	83	3.5	11	1	3	39	13.0	18	0	122	W
10/26	Dallas	20	88	4.4	14	0	1	4	4.0	4	0	92	W
11/02	at Arizona	21	73	3.5	13	0	4	31	7.8	17	0	104	L
11/10	San Francisco	14	42	3.0	8	0	2	22	11.0	15	0	64	L
11/16	at Baltimore	11	37	3.4	10	0	4	33	8.3	14	0	70	T
11/23	Pittsburgh	20	48	2.4	28	0	2	50	25.0	36	0	84	W
11/30	Cincinnati	20	98	4.9	16t	1	2	7	3.5	4	0	105	W
12/07	New York Giants	12	39	3.3	12	1	3	15	5.0	13	0	52	L
12/14	at Atlanta	15	95	6.3	27	1	4	35	8.8	17	0	130	L
12/21	at Washington	8	30	3.8	12	0	0	0	0.0	0	0	30	L
Regular Season Totals (16/16)		285	1,110	3.9	28	7	48	440	9.2	37	0	1,550	6-9-1

		-----Rushing-----					-----Receiving-----						
1998	Opponent	Att	Yds	Avg	LG	TD	Rec	Yds	Avg	LG	TD	Total	W/L
09/6	at Philadelphia	16	67	4.2	16	0	1	2	2.0	2	0	69	W
09/13	Arizona	22	105	4.8	17	0	2	11	5.5	11	0	116	W
09/20	Washington	24	136	5.7	33	1	6	45	7.5	11	0	181	W
09/27	at Pittsburgh	17	47	2.8	12	0	3	5	1.7	6	0	52	L
10/04	at Kansas City	22	59	2.7	13	0	2	-6	-3.0	1	0	53	L
10/11	Denver	20	76	3.8	14	0	3	18	6.0	9	0	94	L
10/25	at San Diego	18	32	1.8	12	1	5	56	11.2	18	0	88	W
11/1	Oakland	18	54	3.0	13	1	9	68	7.6	24	0	122	L
11/08	Kansas City	24	105	4.4	13	2	2	13	6.5	11	0	118	W
11/15	at Oakland	27	85	3.1	30	0	2	13	6.5	8	0	98	L
11/22	at Dallas	16	66	4.1	13	0	1	6	6.0	6	0	72	L
11/29	Tennessee	14	63	4.5	14	0	7	63	9.0	14	0	126	W
12/6	at New York Jets	18	84	4.7	39t	1	2	6	6.0	6	0	90	L
12/13	San Diego	21	69	3.3	13	1	1	6	6.0	6	0	75	W
12/20	Indianapolis	32	<i>178</i>	5.6	38	1	3	38	12.7	22	0	216	W
12/27	at Denver	10	13	1.3	6	1	4	29	7.3	11	0	42	L
Regular Season Totals (16/16)		319	1,239	3.9	39t	9	52	373	7.2	24	0	1,612	8-8-0

Bold italics indicates single-game highs

WATTERS VS. THE NFL

	Rushing					Receiving					Record				
	G	Att	Yds	Avg	LG	TD	100	Rec	Yds	Avg	LG	TD	W	L	T
Arizona	9	195	723	3.7	39	6	1	23	248	11.3	20	0	6	3	0
Atlanta	7	120	584	4.9	56t	7	2	24	250	10.4	38	4	6	1	0
Baltimore	1	11	37	3.4	10	0	0	4	33	8.3	14	0	0	0	1
Buffalo	2	35	134	3.8	20	0	0	9	69	7.7	13	0	0	2	0
Carolina	1	21	33	1.6	4	1	0	2	9	4.5	7	0	1	0	0
Chicago	*2	23	68	3.0	15	0	0	6	30	5.0	11	0	1	1	0
Cincinnati	2	37	176	4.8	16t	4	0	4	33	8.3	16	0	2	0	0
Cleveland	1	13	83	6.4	14	0	0	4	47	11.8	18	0	0	1	0
Dallas	*13	227	950	4.2	20	5	3	42	328	7.8	29t	1	5	8	0
Denver	4	61	186	3.0	14	4	0	15	179	11.9	65t	2	2	2	0
Detroit	4	64	259	4.0	52	3	1	12	144	12.0	45t	1	4	0	0
Green Bay	2	33	119	3.6	16	1	0	4	1	0.3	2	0	1	1	0
Indianapolis	2	39	211	5.4	38	1	1	6	60	10.0	22	0	1	1	0
Jacksonville	1	15	44	2.9	14	0	0	4	69	17.3	37	0	0	1	0
Kansas City	3	60	223	3.7	13	2	1	10	71	7.1	21	0	1	2	0
Oakland	4	78	251	3.2	30	2	0	20	169	8.5	24	0	1	3	0
Miami	1	25	173	6.9	49	1	1	3	23	7.7	11	0	1	0	0
Minnesota	3	29	82	2.8	23	1	0	9	59	6.6	28	0	1	2	0
New England	1	19	104	5.5	30	1	1	8	84	10.5	29	1	1	0	0
New Orleans	7	147	675	4.6	33	0	4	25	199	8.0	29	0	6	1	0
N.Y. Giants	*8	173	758	4.4	57	10	5	30	297	9.9	36	0	6	2	0
N.Y. Jets	3	52	214	4.1	39t	2	0	5	23	4.6	8	0	2	1	0
Philadelphia	4	39	163	4.2	16	1	0	4	29	7.3	14	0	2	2	0
Pittsburgh	3	51	141	2.8	28	0	0	6	59	9.8	36	0	2	1	0
St. Louis	7	134	524	3.9	26	5	1	25	268	10.7	48t	1	7	0	0
San Diego	*5	90	277	3.1	18	4	0	17	154	9.1	51t	3	4	1	0
San Francisco	*2	34	99	2.9	12	0	0	7	67	9.6	15	0	0	2	0
Seattle	1	21	69	3.3	12	2	0	5	21	4.2	11	0	0	1	0
Tampa Bay	4	57	241	4.2	23	3	1	14	133	9.5	46	0	3	1	0
Tennessee	1	14	63	4.5	14	0	0	7	63	9.0	14	0	1	0	0
Washington	*9	186	835	4.5	33	7	4	38	351	9.2	38	0	7	2	0
TOTALS	117	2,104	8,499	4.0	57	73	26	392	3,570	9.1	65t	13	74	42	1
Regular Season	107	1,947	7,873	4.0	57	65	25	353	3,141	8.9	65t	9	68	38	1
Postseason	10	156	626	4.0	21	8	1	39	429	11.0	51t	4	6	4	0

*Includes Postseason games



TODD WEINER G/T

Height: 6-4 **Weight:** 300
College: Kansas State
NFL Experience: 2nd Year
Seahawks Experience: 2nd Year
How Acquired: Draft (2nd round 1998)
1998 Games Played/Started: 5/0
Career Games Played/Started: 5/0
Birthdate: September 16, 1975
Birthplace: Bristol, Pa.

74

1998: Reserve offensive lineman, who can play both guard and tackle. Saw first career action at Dallas (11/22) on special teams. Saw action on special teams versus Tennessee (11/29). Saw action at left guard for parts for two series at New York Jets (12/6) when Pete Kendall moved to center and Chris Gray left the game with a knee injury. Played on special teams versus Indianapolis (12/20). Inactive for 11 games.

PRO: Second-round draft choice, 47th over-

all, in the 1998 draft. Big strong player with potential to get larger.

COLLEGE: Two-year starter at left tackle where he earned


Todd helped raise more than \$36k for the Rainier Vista Boys & Girls Club along with the rest of the offensive line as part of a game incentive program.

second-team All-America by *The Sporting News* in 1997. Consensus all-Big 12 selection after guiding a ground attack that averaged 220.3 yards per game as a senior. Became a starter before his junior year. Played on the second unit in 1995 as a sophomore and the third team as a freshmen. Red-shirted in 1993.

PERSONAL: Two-time all-county selection and team MVP as a senior at Taravella High in Coral Springs, Florida. Played tight end and guard on offense and both tackle and end on defense. Majored in Social Science. Lives in Coral Springs, Florida, with his wife, Sunny.

WEINER'S NFL RECORD

Career Games Played/Started: 1998 (Seattle) 5/0; Career 5/0.



DARRYL WILLIAMS S

Height: 6-0

College: Miami

NFL Experience: 8th Year

Seahawks Experience: 4th Year

How Acquired: UFA (Cin, 1996)

1998 Games Played/Started: 16/16

Career Games Played/Started: 112/108

Birthdate: January 8, 1970

Birthplace: Miami, Fla.

Weight: 202

33

1998: Started all 16 games at free safety, and finished third on the team with 97 tackles. Versus Washington (9/20), finished second on the team with 10 tackles. Forced a fumble when the Redskins were on the Seahawks 14-yard line and added two passes defended. Established a team record by recovering three fumbles at Kansas City (10/4). Started his 100th career game versus Oakland (11/1). Led the team with 11 stops at Oakland (11/15). Had a season-high 12 tackles at the New York Jets (12/6). Followed that performance with a two-interception game versus San Diego (12/13), as part of a team-record seven interceptions. Recorded an interception the following week versus Indianapolis (12/20) and added a team-high seven tackles. Tied for the team-lead with 11 stops on the final weekend at Denver (12/27).

PRO: A versatile and tough performer, Williams has played every game of his career, a total of 112 straight games, including 48 with Seattle. Will move to strong safety in 1999. Originally, the second of two Cincinnati first-round draft choices in 1992, and the 28th player picked overall. Played 64 straight games, starting the last 60 at free safety for Cincinnati before signing with the Seahawks as an unrestricted free agent. Led Cincinnati in tackles in 1993 with a career best 123, and

was second in 1994 with 102 and 1995 with 98. Intercepted nine passes, returning one 97 yards for a touchdown versus Pittsburgh in 1993, the second-longest return in Bengals history. Credited with 401 tackles, six quarterback sacks, 43 passes defended, five forced fumbles and six fumble recoveries, while in Cincinnati.

1992: Took over as the starter after four games and earned consensus all-rookie honors. Had four interceptions. **1993:** Started 16 games and played 1,042 of 1,052 (99.1%) of the defensive snaps. Played every snap in 13 games, including 448 over the last seven games. Leading tackler with a career-high 123 and added two sacks. Had a 97-yard interception return touchdown against Pittsburgh (11/7), the second-longest in team history. **1994:** Started 16 games. Finished second in tackles with 102. Had 12 tackles, a team season high, versus Pittsburgh.

Darryl's concern for kids was evident in his involvement in the "Take the Field For Kids" Auction. The auction raised over 1 million dollars for charity.

Picked off two passes and was credited with one sack. **1995:** Started 16 games. Totaled 98 tackles, 10 passes defended, one sack, and one interception. Added a team high three fumble recoveries. Had an interception and blocked a punt for a safety at Houston (11/12) to stop a 10-game losing streak. Had 10 tackles against both Indianapolis (9/3) and Houston (11/12). Led team in special teams tackles with 14. **1996:** Started 16 games for the Seahawks at free safety and led team with five interceptions and 148 return yards. Had two interceptions, including a 79-yard touchdown, against San Diego (10/27). Also picked off two passes against the Bills (12/8). Totaled three takeaways in that game, two within the first 10:00, and set up 13 points. Earned AFC Defensive Player of the Week honors. Interception total was the most by a Seahawks player since 1993, while the return yards ranked fifth for one season and the most since 1984. Preserved a 17-13 win at Tampa Bay with a last play interception. Fourth on the team with 80 tackles and co-led with 11 passes defended. Had 12 tackles against Oakland. Signed as an unrestricted free agent on February 21, reuniting him with his former college coach Dennis Erickson. **1997:** Started 16 games at free safety. Voted to start in the Pro Bowl after tying for the AFC lead with a career-high eight interceptions. Second on the team with 93 tackles. Named AFC Defensive Player of the Week when he recorded a career-high and team-equalling three interceptions

versus San Diego (9/21). Led the team with a season-high 12 tackles versus the Jets (8/31). Had two interceptions at New Orleans (11/16), including one which was returned 44 yards for a touchdown. Led the team with 10 tackles versus Kansas City (11/23).

HONORS: **1992, First-Team All-Rookie** (*College and Pro Football Newsweekly*). **1996, AFC Defensive Player of Week 8** (vs. San Diego). **1997, AFC Pro Bowl starter; AFC Defensive Back of the Year** (*NFL Players Association*); **AFC Defensive Player of Week 4** (vs. San Diego).

COLLEGE: Three-year letterman and two-year starter. First-team All-America choice by Associated Press, Kodak, and Walter Camp Foundation as a junior. Finished his career with 173 tackles, eight interceptions, four fumble recoveries and three blocked kicks. Returned two of the interceptions for touchdowns, both in 1991. Lettered as a true freshman on a national championship team in 1989. Also won a national title in 1991. Business major.

PERSONAL: Football and track letterman at American High School in Miami, Florida. All-district and all-state in football. Had a school record 92-yard interception return as a senior. Darryl and his wife, Marlina, have two sons, Darryl, Jr. (4/8/96), and Mark (5/2/98). Lives in Cooper City, Florida.

D. WILLIAMS' NFL RECORD

Club	G/S	Tackles			Sacks		Interceptions					TD	PD	FF	FR
		Tkl	So	Ast	QB	Yds	No	Yds	Avg	LG					
1992 Cincinnati	16/12	78	70	8	2.0	n/a	4	65	16.3	30	0	13	2	1	
1993 Cincinnati	16/16	123	95	28	2.0	n/a	2	126	63.0	97t	1	12	1	0	
1994 Cincinnati	16/16	102	87	15	1.0	n/a	2	45	22.5	33	0	8	2	2	
1995 Cincinnati	16/16	98	78	20	1.0	n/a	1	1	1.0	1	0	10	0	3	
1996 Seattle	16/16	80	67	13	0.0	0	5	148	29.6	79t	1	11	0	1	
1997 Seattle	16/16	93	68	25	0.0	0	8	172	21.5	44t	1	13	1	1	
1998 Seattle	16/16	54	42	12	1.0	0	3	41	13.7	28	0	11	3	3	
NFL TOTALS	112/108	671	536	135	6.0	n/a	25	598	23.9	97t	3	78	9	11	

SINGLE GAME HIGHS

Tackles: 15, vs. New England 9/18/94


Sacks: 1, Six Times (Last: vs. Cleveland 10/29/95)

Interceptions: 3, vs. San Diego 9/21/97

Forced Fumbles: 1, Nine Times (Last: at NY Jets 12/6/98)

Fumble Recoveries: *3, at Kansas City 10/4/98

* Seahawks Record



GRANT WILLIAMS T

Height: 6-7 **Weight:** 323
College: Louisiana Tech
NFL Experience: 4th Year
Seahawks Experience: 4th Year
How Acquired: Free Agent (1996)
1998 Games Played/Started: 16/0
Career Games Played/Started: 40/8
Birthdate: May 10, 1974
Birthplace: Hattiesburg, Ms.

79

1998: Played in all 16 games on special teams and saw limited action on offense as a back-up tackle.

PRO: Undrafted free agent. **1996:** Played eight games on special teams. Did not play in four games and was inactive for four. One of two free agent rookies to make the roster along with fellow lineman Frank Beede. Also one of four rookie offensive linemen to make the roster. **1997:** Became the team's third tackle in training camp. Started eight games, including four at left tackle and four at right tackle. Made first career start for Walter Jones (ankle sprain) versus San Diego (9/21). Started at Baltimore (12/7), but missed most of the game with a hip pointer. Returned to play on special teams in the final two games.

COLLEGE: Two-year starter after transferring from Hinds Community College in Hinds, Mississippi. Lettered in both football and baseball in

junior college. Graduated with a degree in Biology.


PERSONAL:

Attended Clinton High School in Clinton, Mississippi, lettering in football, basketball, baseball, and track. Grant and his wife, Emily, were married on July 13, 1996. They live in Redmond, with their daughters, Meegan (12/25/97), and Madeline (5/10/99).

Grant uses his golf game to raise money for various charitable causes during the off-season. He also participated in the PGA Golf Clinic for Inner City Youth at Jefferson Park in Seattle last season.

G. WILLIAMS NFL RECORD

Career Games Played/Started: 1996 (Seattle) - 8/0, 1997 (Seattle) - 16/8, 1998 (Seattle) - 16/0; **Career:** 40/8.



WILLIE WILLIAMS CB

Height: 5-9 **Weight:** 180
College: Western Carolina
NFL Experience: 7th Year
Seahawks Experience: 3rd Year
How Acquired: UFA (Pittsburgh, 1997)
1998 Games Played/Started: 14/14
Career Games Played/Started: 93/60
Birthdate: December 26, 1970
Birthplace: Columbia, S.C.

27

1998: Started 14 games at right cornerback. Helped limit the Eagles (9/6) to just 63 yards passing in season opening victory over Philadelphia. Along with CB Shawn Springs, held the Eagles' receivers to just four catches. Tied for second on the team with five tackles. Scored the second touchdown of his career, by returning an interception 28 yards for a score versus Arizona (9/13). The score was part of an NFL record 13 return

touchdowns by the Seahawks in 1998. Recorded seven tackles and a pass defended versus Washington (9/20). Had six solo tackles and two passes defended at Pittsburgh (9/27). Recorded four passes defended and finished tied for second with eight tackles versus Denver. Intercepted a pass versus Oakland (11/1). Inactive with a hamstring injury at Dallas (11/22), and with a foot injury versus San Diego (12/13).

PRO: Played his first four seasons with Pittsburgh after being drafted on the sixth round in 1993. Played 63 games with 30 starts and was credited with 167

Willie sponsors two families each year at the Seattle Emergency Housing, a transitional home for homeless families in Seattle.

tackles and had eight interceptions, three forced fumbles and two fumble recoveries for Pittsburgh. Led the AFC in interceptions in 1995 with seven. **1993:** Played 16 regular season and one post season game as a reserve,

despite breaking his wrist in game four. Credited with nine tackles on defense and six on special teams, including a forced fumble. **1994:** Played 16 games and both postseason contests. Made first career start at Pittsburgh as an extra defensive back. Led team with 19 special teams tackles, including 12 solo stops. Had five special teams tackles at San Diego (12/24). **1995:** Started 15 of 16 games, playing but not starting at Houston (9/10) in game two. Led the AFC and was third in the NFL with seven interceptions. Started the season as the starting right cornerback, did not start at Houston, then started 11 of 14 games at left cornerback. Started the other three games on the right side, versus Jacksonville (10/29), at Cincinnati (11/19), and versus Houston (12/3). Picked off two passes versus San Diego (10/1) and returned one 63 yards for a touchdown. Also picked off two at Oakland (12/10) and had an interception and fumble recovery versus Cleveland (11/13) on consecutive series. Named AFC Defensive Player of the Month after recording 27 tackles, and three interceptions. Posted a career high 77 tackles, a total that led all defensive backs and finished third overall. Single-

game best nine at Oakland (12/10). Started all three postseason games at left cornerback, including Super Bowl XXX. Led the secondary with 15 tackles, including a touchdown-saving stop in the AFC Championship Game. Had five tackles versus Dallas in the Super Bowl. **1996:** Played 15 games, starting 14, at right cornerback. Did not play at Jacksonville (9/1) because of a shoulder injury. Totaled 76 tackles, one off his 1995 single-season best and one interception. Had his first career sack, a forced fumble and four passes defended versus Houston (9/29). Started both postseason games and was credited with six tackles. **1997:** Started all 16 games at cornerback after signing as an unrestricted free agent from Pittsburgh on February 18. Recorded a career-high 12 tackles, including 11 solo, to help pace a 26-22 win over San Diego 99/21). Forced fumbles at Denver (11/2) and Oakland (12/14). Picked off his only pass of the season versus San Francisco (12/21).

HONORS: **1995, AFC Defensive Player of the Month for December.**

COLLEGE: Three-year starter at Western Carolina. First-team All-Southern Conference choice as a senior after recording 62 tackles and one interception. Two time second-team pick. Had single-season bests of 87 tackles as a junior and three interceptions as a sophomore. Finished his career with 217 tackles, 41 passes defended, six interceptions, six tackles for loss, and a sack. Tackle totals set a school record for a defensive back. Passes defended were also a record. Majored in Sports Management.

PERSONAL: Member of the state championship team as a senior at Spring Valley High School in Columbia, South Carolina. Intercepted eight passes and averaged 30.0 on kickoff returns as a senior. Also played wide receiver and lettered in track. Owns a real estate company in Columbia, The Canaan Group. Willie and his wife, Melissa, have a son, Dominique (8/6/95). Melissa has a degree in office administration from South Carolina. They live in Columbia, South Carolina. Nicknamed Mighty Mouse.

W. WILLIAMS' NFL RECORD

Club	G/S	Tackles			Sacks		Interceptions			LG	TD	PD	FF	FR
		Tkl	So	Ast	QB	Yds	No	Yds	Avg					
1993 Pittsburgh	16/0	9	7	2	0.0	0	0	0	0.0	0	0	1	0	0
1994 Pittsburgh	16/1	5	5	0	0.0	0	0	0	0.0	0	0	2	0	0
1995 Pittsburgh	16/15	77	69	8	0.0	0	*7	122	17.4	63t	1	17	1	1
1996 Pittsburgh	15/14	76	66	10	1.0	n/a	1	1	1.0	1	0	19	2	1
1997 Seattle	16/16	67	58	9	0.0	0	1	0	0.0	0	0	5	2	0
1998 Seattle	14/14	66	53	13	0.0	0	2	36	18.0	28t	1	15	0	1
NFL TOTALS	93/60	300	258	42	1.0	n/a	11	159	14.4	63t	2	59	5	3

*AFC Leader


Club	G/S	Tackles			Postseason Sacks		Interceptions			LG	TD	PD	FF	FR
		Tkl	So	Ast	QB	Yds	No	Yds	Avg					
1993 Pittsburgh	1/0	2	2	0	0.0	0	0	0	0.0	0	0	0	0	0
1994 Pittsburgh	2/0	0	0	0	0.0	0	0	0	0.0	0	0	0	0	0
1995 Pittsburgh	3/3	15	11	4	0.0	0	0	0	0.0	0	0	4	0	0
1996 Pittsburgh	2/2	6	6	0	0.0	0	1	0	0.0	0	0	1	0	0
NFL TOTALS	8/5	23	19	4	0.0	0	1	0	0.0	0	0	5	0	0

SINGLE GAME HIGHS

Tackles: 12, vs. San Diego 9/21/97
Sacks: 1.0, vs. Houston 9/29/96
Interceptions: 2, 2 Times (Last: at Oakland 12/10/95)
Longest Return: 63t, vs. San Diego 10/1/95
Forced Fumbles: 1, 5 Times (Last: at Oakland, 12/14/97)
Fumble Recoveries: 1, 3 Times (Last: vs. Kansas City, 11/8/98)

ADDITIONAL STATISTICS

Special Teams Tackles: 1993 (Pittsburgh) - 6; 1994 (Pittsburgh) - 19; 1995 (Pittsburgh) - 2; 1996 (Pittsburgh) - 0; 1997 (Seattle) - 0; 1998 (Seattle) - 5; **Career - 32.**
Postseason Special Teams Tackles: 1993 (Pittsburgh) - 0; 1994 (Pittsburgh) - 1 (1 solo); 1995 (Pittsburgh) - 0; 1996 (Pittsburgh) - 0; **Career - 1 (1/0).**



JAMES WILLIS LB

Height: 6-2 **Weight:** 237
College: Auburn
NFL Experience: 7th Year
Seahawks Experience: 1st Year
How Acquired: Free Agent (1999)
1998 Games Played/Started: 16/16
Career Games Played/Started: 77/44
Birthdate: September 2, 1972
Birthplace: Huntsville, Al.

95

1998: Started all 16 games at MLB for the Eagles. Recorded a career-high 96 tackles, including 72 solo stops.

PRO: Selected by the Green Bay Packers with their second fifth-round choice (119th overall) in 1993. Signed with the Philadelphia Eagles midway through the 1995 season, where he played until signing as a free agent with the Seahawks on June 23, 1999. **1993:** Saw action on special teams in 13 of the first 14 games, before injuring his knee and missing the remainder of the season. Had surgery on his ACL and MCL and was placed on injured reserve (12/23). **1994:** Played in the Packers' first 12 games as a reserve linebacker and special teams player. Recorded two interceptions, both off Minnesota's Warren Moon. **1995:** Inactive for the first eight games with the Packers before being released. Signed as a free agent with the Eagles (11/1). Saw limited action in the final five games, and in two playoff games. **1996:** Became a starter at MLB for the Eagles and recorded 77


tackles. Intercepted a pass versus Dallas that helped seal a victory, when it was returned 104 yards for an NFL record. Had one forced fumble. Also started playoff game and recorded seven tackles. **1997:** Played and started 15 games at MLB for the Eagles and tied for the team-lead with 82 tackles. Recorded 2.0 sacks and one interception. Added one forced fumble and two fumble recoveries.

COLLEGE: Honorable mention All-America selection by Football News in his senior year at Auburn. Also named first-team All-SEC in 1992. Earned co-SEC Freshman of the Year by the Knoxville News-Sentinel in 1990, when he led the team with 123 tackles.

PERSONAL: All-America selection at J.O. Johnson High School, in Huntsville, Alabama. Also named USA Today honorable mention All-America. Added all-state honors as a senior linebacker. Lives in Huntsville, with his daughter, Jade Elise (1/21/95).

WILLIS' NFL RECORD

Club	G/S	Tackles			Sacks		Interceptions								
		Tkl	So	Ast	QB	Yds	No	Yds	Avg	LG	TD	PD	FF	FR	
1993 Green Bay	13/0	9	9	0	0.0	0	0	0	0.0	0	0	0	0	0	0
1994 Green Bay	12/0	27	23	4	0.0	0	2	20	10.0	17	0	3	0	0	
1995 Philadelphia	5/0	0	0	0	0.0	0	0	0	0.0	0	0	0	0	0	
1996 Philadelphia	16/13	77	53	24	0.0	0	1	14	14.0	14	0	5	1	0	
1997 Philadelphia	15/15	82	51	31	2.0	n/a	1	0	0.0	0	0	2	1	2	
1998 Philadelphia	16/16	96	72	24	0.0	0	0	0	0.0	0	0	0	0	0	
NFL TOTALS	77/44	291	208	86	2.0	n/a	4	34	8.5	17	0	10	2	2	



ROBERT WILSON WR

Height: 5-11 **Weight:** 176
College: Florida A&M
NFL Experience: 3rd Year
Seahawks Experience: 3rd Year
How Acquired: Free Agent (1997)
1998 Games Played/Started: 16/0
Career Games Played/Started: 16/0
Birthdate: June 23, 1974
Birthplace: Tallahassee, Fl.

83

1998: Reserve wide receiver and special teams player. Tied for the team lead with two special teams tackles versus Washington (9/20). Saw limited action in the fourth quarter at wide receiver in four-receiver sets at Oakland (11/15).

PRO: Signed as an undrafted free agent on April 25, 1997. **1997:** Released (8/18), and signed to the practice squad the following day. Spent the entire season on the team's practice squad until being signed to the active 53-man roster (12/17). Inactive for the final game of the the season versus San Francisco (12/21).

COLLEGE: Three-time first-team All-Mid Eastern Athletic Conference choice. Four-year letterman. Finished his career with a school record 210 receptions for 3,027 yards, with 25 touchdowns, in 45 games. Set single-season marks with 78 receptions and 1,161 yards as a senior. Tied another mark with 10 touchdown receptions. Caught 50 passes for 664 yards and eight scores as a junior and 58 for 857 and five scores as a sophomore.

Played every game as a red shirt freshmen and caught 24 for 345 yards and two scores. Majored in Business Economics.

PERSONAL:

Attended Jefferson County High School in Monticello, Florida, lettering in football, basketball, track, and weightlifting. A relative, Ernest Givins, played wide receiver in the NFL with Houston and Jacksonville. Born in Tallahassee, Florida. Lives in Tallahassee. Has a daughter, Tamani (9/28/98).

Robert joined in a public service announcement for the KZOK Radio Station Food Drive for families in need of food for the holidays.


WILSON'S NFL RECORD

	Club	G/S	Receiving		Yds	Avg	LG	TD
			No					
1997	Seattle		Practice Squad					
1998	Seattle	16/0	0	0	0.0	0	0	
NFL TOTALS		16/0	0	0	0.0	0	0	

ADDITIONAL STATISTICS

Special Teams Tackles: 1998 (Seattle) - 8; **Career** - 8.


THE DRAFT



1999 NFL DRAFT

APRIL 17-18, 1999

Rd	Overall	Name	Pos.	Ht	Wt.	School
1	#17	<i>traded to New England for 1st (20), 3rd (82), 6th (191)</i>				
1	#20	<i>traded to Dallas for 1st (22) and 5th (140)</i>				
1	#22	Lamar King	DE	6-3	294	Saginaw Valley State
2		<i>to Green Bay Packers as compensation for Mike Holmgren</i>				
3a	#77	Brock Huard	QB	6-4	228	Washington
3b	#82	Karsten Bailey	WR	6-0	201	Auburn
		<i>from New England</i>				
4	#115	Antonio Cochran	DE	6-3	297	Georgia
5a	#140	Floyd Wedderburn	T	6-5	333	Penn State
		<i>from Carolina through Dallas</i>				
5b	#152	Charlie Rogers	WR	5-9	181	Georgia Tech
6	#170	Steve Johnson	CB	5-10	178	Tennessee
6	#187	<i>traded to Cleveland for 6th (170)</i>				
6	#191	<i>traded to Cleveland for 6th (170)</i>				
7	#223	<i>traded to New York Jets for QB Glenn Foley</i>				



LAMAR KING

DE

Height: 6-3 **Weight:** 294
College: Saginaw Valley State
NFL Experience: Rookie
Seahawks Experience: Rookie
How Acquired: Draft (1st Round 1999)
Birthdate: August 10, 1975
Birthplace: Boston, Mass.


92

DRAFT: Selected with the 22nd choice in the first round of the 1999 draft. Was the only NCAA Division II player to be drafted in the first round. A high energy pass rusher who possesses an assortment of moves. Can play either end or tackle. Good speed allows him to work his way into the backfield and size enables him to be an effective run stopper.

COLLEGE: Despite only playing two years at Saginaw Valley, set the school mark for career sacks with 27.5. Led the team his senior campaign with 84 tackles (55 solo) and 12 sacks. Also added 13 tackles for loss. Credited with 36 quarterback pressures. Forced and recovered three fumbles, deflected four passes and blocked two kicks. Was a unanimous All-America first-team selection in his final season including All-Midwest Intercollegiate Football Conference first-team pick and Defensive Lineman of the Year. Named *CBS Sports* Division II Defensive Player of the Year, team's Most Valu-

able Defensive Player and MIFC Player of the Week versus Westminster. Earned Pizza Hut Player of the Week honors three times. Started every game at defensive end during junior season totaling 78 stops (56 solo) with 15.5 sacks (second-best in school history). Credited with eight stops for loss, 38 quarterback pressures, two forced fumbles and five recoveries. Deflected two passes and blocked a pair of kicks. Season was marked by a first-team All-MIFC selection, team's Most Valuable Defensive Player and three Pizza Hut Player of the Week awards. Was a standout performer in Junior College at Montgomery College (Baltimore, Md.). Earned All-American first-team honors in 1996 as he collected 114 tackles (78 solo) with a school season-record 18 sacks.

PERSONAL: A member of Reebok's National Top 100 while earning four letters in football at Chesapeake (Md.) High. Also lettered in baseball, soccer, lacrosse and basketball.



BROCK HUARD

QB

Height: 6-4 **Weight:** 228
College: Washington
NFL Experience: Rookie
Seahawks Experience: Rookie
How Acquired: Draft (3rd Round [a] 1999)
Birthdate: April 15, 1976
Birthplace: Seattle, Wash.


5

DRAFT: Taken with the first of two third round picks, 77th overall, in the 1999 draft. A classic drop back passer with a quick release who should benefit from Mike Holmgren's offense.

COLLEGE: One of the top quarterbacks ever to play for the Huskies. Set several school records previously held by his older brother, and current Miami Dolphins quarterback, Damon. Holds school marks for most passing yards in a season (5,742), touchdown passes (51), 300-yard games (4), 200-yard games (14), attempts without an interception (151) and total yards per game (190.4). Named to the District VIII Academic All-American team his final two seasons. Decided to forgo his senior season and appeared in nine games as a junior completing 168-of-315 passes for 1,924 yards and 15 touchdowns while averaging 217.2 all-purpose yards a game, including two 300-yard passing games. Earned *USA Today* National Player of the Week and Pac-10 Offensive Player of the Week honors versus Arizona State as he hit 27-of-47 passes for a season-high 318 yards and four touchdowns, including a 63-yard touchdown strike with 0:28 remaining to give the Huskies a 42-38 victory. Set school single-game highs versus USC

with his 33 completions and 62 attempts. Claimed honorable mention All-Pac-10 honors as a sophomore and was a finalist for the Davey O'Brien National Quarterback Award while setting a school record 23 touchdown tosses. Completed 146-of-244 attempts (59.8%) for 2,140 yards. Moved into the starting role as a freshman in the third contest of the 1996 season and finished with 1,678 yards and 13 touchdowns on 108-of-217 passing (49.8%). Completed 20-of-31 attempts for 311 yards and three scores in first-career start versus Arizona.

PERSONAL: Gatorade's Circle of Champions National Player of the Year, All-State and Class AAA State Player of the Year playing under the tutelage of his father, Mike, at Puyallup (Wash.) High School. Added *Parade*, *Super Prep*, *Blue Chip Illustrated*, *ESPN*, *College Sports* and *Schutt* All-American honors while career numbers totaled 237-of-408 attempts for 3,857 yards and 45 touchdowns to only 10 interceptions. Lettered in basketball, averaging 18.1 points and 7.5 rebounds as a senior. Maintained a 4.0 grade point average as a psychology major at Washington. Younger brother, Luke, is a quarterback at the University of North Carolina.



KARSTEN BAILEY WR

Height: 6-0 **Weight:** 201
College: Auburn
NFL Experience: Rookie
Seahawks Experience: Rookie
How Acquired: Draft (3rd Round [b] 1999)
Birthdate: April 26, 1977
Birthplace: Newnan, Ga.

87

DRAFT: Selected with the second of two third-round picks (82nd overall) in 1999. A quiet, but confident deep threat with good size enabling him to be an effective pass catcher in traffic.


COLLEGE: Tigers' all-time leading receiver with

150 receptions. His 17 touchdowns are second in team history and 2,174 yards receiving rank third. Led the club with 43 receptions, 651 yards and seven touchdowns during his senior campaign earning All-Southeastern Conference first team and All-American Dream Team honors by *The Sports*

Network. Caught five passes for 113 yards versus Arkansas and gave the Tigers a 10-6 triumph versus Central Florida as he hauled in a 58-yard touchdown with 0:57 remaining. Retrieved a season-high nine passes the following week versus Georgia totaling 115 yards. Started all 13 games during a junior season in which he became one of only three Tigers to have at least 45 receptions in consecutive seasons. Ended the season with 51 catches, 824 yards and seven touchdowns. Three covered more than 70 yards. Also started every game as a sopho-

more leading the team with 45 receptions for 592 yards and three touchdowns. Named to the *NFL Draft Reports's* Super Sophomore Squad. Appeared in eight games as a true freshman, earning starting roles versus Arkansas and Northeast Louisiana finishing the year with nine catches for 91 yards.

PERSONAL: Lettered in football at East Coweta High in Sharpsburg, Ga., where he played wide receiver and running back. A hotel and restaurant management major at Auburn.



ANTONIO COCHRAN DT

Height: 6-3 **Weight:** 297
College: Georgia
NFL Experience: Rookie
Seahawks Experience: Rookie
How Acquired: Draft (4th Round 1999)
Birthdate: June 21, 1976
Birthplace: Montezuma, Ga.


90

DRAFT: Selected in the fifth round, 115th overall, of the 1999 draft. Physical player who has the burst to turn the corner on the pass rush and is very effective in backside pursuit.

COLLEGE: Started the final 10 contests as a senior recording 40 tackles (25 solo) with 2.5 sacks and 10 tackles for loss. Deflected three passes and credited with 17 quarterback pressures. Played in every game during a junior season in which he recorded 47 tackles (27 solo) and one sack. Posted a career-high nine tackles versus Kentucky. Attended Middle Georgia College and named first

team All-American by the NJCAA and named to *Super Prep's* Top Juco 100 squad after recording 63 tackles, five sacks and one interception in his second season. First season he was named honorable mention All-American by *J.C. Gridwire* totaling 61 tackles with four sacks on a defense that ranked fifth in the nation in rushing defense (82.1 ypg) and total defense (212 ypg).

PERSONAL: All-State, *Shutt Magazine* All-American and *Atlanta Journal-Constitution* "Super 11" selection at Macon County (Ga.) High. Resides in Montezuma, Ga.



FLOYD WEDDERBURN T

Height: 6-4 **Weight:** 333
College: Penn State
NFL Experience: Rookie
Seahawks Experience: Rookie
How Acquired: Draft (5th Round [a] 1999)
Birthdate: May 5, 1976
Birthplace: Kingston, Jamaica

69

DRAFT: Selected as the first of two fifth round picks (140th overall) in the 1999 draft. A massive drive blocker with impressive quickness who has the speed to pull and get out in front on screens.


COLLEGE: The only Nittany Lions' offensive lineman to play in every game as a senior. Selected All-America third-team and All-Big Ten Conference first-team by the *Sports Network*. Recipient

of the Richard Maginnis Memorial Award, given to the team's top offensive lineman. Moved from defensive tackle to offensive tackle following his sophomore season.

PERSONAL: *USA Today* and *Super Prep* All-American, Gatorade Circle of Champions Pennsylvania Player of the Year, *Associated Press* All-State selection and winner of the Maxwell Award,

given to the state's top player, while at Upper Darby (Pa.) High. Also lettered in basketball, averaging over 20 points for his career. An accom-

plished cook, the Jamaican native relocated to Quebec, Canada, before moving to Philadelphia.



CHARLIE ROGERS WR

Height: 5-9 **Weight:** 179
College: Georgia Tech
NFL Experience: Rookie
Seahawks Experience: Rookie
How Acquired: Draft (5th Round [b] 1999)
Birthdate: June 19, 1976
Birthplace: Cliffwood, N.J.


31

DRAFT: Selected as the Seahawks second pick on the fifth round (152nd overall) of the 1999 draft. One of the nation's top specialist at Georgia Tech, he's a talented returner with superb hands for the passing game.

COLLEGE: Played both running back and flanker for the Yellow Jackets. Rushed the ball 220 times for 1,287 yards while catching 58 passes for 657 yards. Ranks third in school history with 58 kickoff returns for 1,264 yards. Started six games as senior playing in all 10 while averaging 113.3 all-purpose yards. Returned 30 punts for 425 yards (14.2 avg.) and a pair of touchdowns. Rushed the ball 47 times gaining 439 yards for an outstanding 9.3 yards per carry, and hauled in 21 passes

totalling 233 yards. Gained 297 yards on 58 carries and caught 21 passes for 233 yards during his junior season. Rushed for 551 yards on 115 carries and two touchdowns as a sophomore. Also caught 17 passes for 240 yards and averaged 24.1 yards on 26 kickoff returns.

PERSONAL: *Prep Football Report* All-State running back, All-Area Player of the Year, All-Conference and All-County honors as a three-year letterman at Matawan (N.J.) Regional High. Three-year letterman in track competing in the 100 meters. Added four letters in basketball. A Management major at Georgia Tech, he lives in Cliffwood, N.J.



STEVE JOHNSON CB

Height: 5-10 **Weight:** 178
College: Tennessee
NFL Experience: Rookie
Seahawks Experience: Rookie
How Acquired: Draft (6th Round 1999)
Birthdate: March 24, 1976
Birthplace: Powder Springs, Ga.

21


DRAFT: Selected on the sixth round (170th overall) in 1999. Plays tight man-to-man coverage and has agile ability to turn out of the backpedal and run downfield.

COLLEGE: Served as a key defensive stopper on the Volunteers' 1998 National Championship team. Finished career with 98 tackles and two interceptions. Had a career-high 43 tackles as a senior starting all 12 games. Had a major impact on the outcome of the 1998 Fiesta Bowl (National Championship game) versus Florida State as he deflected a pass which was intercepted for a 54-

yard touchdown and later intercepted a pass of his own which sealed the 23-16 victory. Appeared in every game during his junior season recording 19 tackles and an interception. Totaled 25 tackles as a sophomore and 8 as a freshmen in reserve roles.

PERSONAL: *SuperPrep* All-American and *Associated Press* All-State selection at McEachern High in Powder Springs, Ga. Gained 1,500 all-purpose yards as a senior with 17 touchdowns. Four-year track letterman. Resides in Powder Springs, Georgia, and was a Broadcasting major at Tennessee.

DRAFT SUMMARIES



Mike Curtis started all 14 games for the expansion Seahawks in 1976.

1976 VETERAN ALLOCATION

Player,	Pos.	Former Team	Player,	Pos.	Former Team
Wayne Baker	DT	San Francisco	Gordon Jolley	T	Detroit
Carl Barisich	DT	Cleveland	Gary Keithley	QB	St. Louis
Nick Bebout	T	Atlanta	Art Kuehn	C	Washington
Lyle Blackwood	DB	Cincinnati	Kerry Marbury	RB	New England
Ed Bradley	LB	Pittsburgh	Al Matthews	DB	Green Bay
Dave Brown	DB	Pittsburgh	Sam McCullum	WR	Minnesota
Don Clune	WR	N.Y. Giants	John McMakin	TE	Detroit
Rondy Colbert	DB	N.Y. Giants	Eddie McMillan	DB	L.A. Rams
Dwayne Crump	DB	St. Louis	Bill Olds	RB	Baltimore
Mike Curtis	LB	Baltimore	Jesse O'Neal	DE	Houston
Jerry Davis	DB	N.Y. Jets	Joe Owens	DE	New Orleans
John Demarie	G	Cleveland	Bob Penchion	G	San Francisco
Norm Evans	T	Miami	Bob Picard	WR	Philadelphia
Ken Geddes	LB	L.A. Rams	Rocky Rasley	G	Kansas City
Gary Hayman	RB	Buffalo	Steve Taylor	DB	Denver
Fred Hoaglin	C	Houston	Dave Tipton	DE	San Diego
Neil Graff	QB	New England	Charles Waddell	TE	San Diego
Don Hansen	LB	Atlanta	Larry Woods	DT	N.Y. Jets
Ron Howard	TE	Dallas	Rolly Woolsey	DB	Dallas
Ken Hutcherson	LB	Green Bay			

1976 COLLEGE DRAFT

Rd.	Player,	Pos.	College	Rd.	Player,	Pos.	College
1.	Steve Niehaus	DT	Notre Dame	6.	Alvis Darby	TE	Florida
2a.	Sammy Green	LB	Florida	7.	Dick Dixon	DT	Arkansas St.
2b.	Sherman Smith	WR	Miami, OH	8.	Larry Shipp	WR	Louisiana St.
2c.	Steve Raible	WR	Georgia Tech	9.	Bob Bos	T	Iowa St.
3a.	Jeff Lloyd	DE	West Texas St.	10.	Randy Coffield	LB	Florida St.
3b.	Rick Engles	P	Tulsa	11.	Keith Muehr	P	SW La.
3c.	Don Bitterlich	K	Temple	12.	Ron Barnett	WR	Texas, Arlington
4a.	Steve Myer	QB	New Mexico	13.	Andy Reid	RB	Georgia
4b.	Randy Johnson	G	Georgia	14.	Jarvis Blinks	DB	Northwestern St.
4c.	Andrew Bolton	RB	Fisk	15.	Dan Smith	T	Washington St.
5a.	Don Dufek	DB	Michigan	16.	Jeff Urczyk	G	Georgia Tech
5b.	Ernie Jones	DB	Miami	17.	Chris Rowland	QB	Washington
5c.	Larry Bates	FB	Miami				

1977 COLLEGE DRAFT

Rd.	Player,	Pos.	College	Rd.	Player,	Pos.	College
1a.	(choice traded to Dallas)			3.	Dennis Boyd	DE	Oregon State
1b.	Steve August	G	Tulsa	4a.	John Yarno	C	Idaho
	(choice from Dallas Cowboys)			4b.	Larry Seivers,	WR	Tennessee
2a.	Tom Lynch	T	Boston College		(choice from Minnesota Vikings for Ahmad Rashad, WR)		
	(choice from Dallas Cowboys)			5.	(choice traded to Detroit for Bill Munson, QB)		
2b.	(choice traded to Los Angeles Rams for draft choice and Geoff Reece, C)			6.	Tony Benjamin	FB	Duke
2c.	Terry Beeson	LB	Kansas	7.	David Sims	RB-FB	Georgia Tech
	(choice from Dallas Cowboys)			8.	(choice traded to Houston Oilers for Steve Largent, WR)		
2d.	Peter Cronan	LB	Boston College	9.	George Adzick	S	Minnesota
	(choice from Los Angeles Rams)			10.	Sam Adkins	QB	Wichita State
2e.	(choice traded to Dallas Cowboys for Duke Ferguson, WR) (choice from Dallas Cowboys)			11.	Bill Westbeld	T	Dayton
				12.	I.V. Wilson	DT	Tulsa

1978 COLLEGE DRAFT

Rd.	Player,	Pos.	College	Rd.	Player,	Pos.	College
1.	Keith Simpson	DB	Memphis State	9.	Rich Grimmett	T	Illinois
2.	Keith Butler	LB	Memphis State	10.	Rob Stewart	WR	Lafayette
3.	Bob Jury	DB	Pittsburgh	11a.	(choice traded to New Orleans Saints for Andy Dorris, DE)		
4.	Al Hunter	RB	Notre Dame	11b.	George Halas	LB	Miami
	(choice exercised in 1977 supplemental draft)				(choice from Miami Dolphins for Carl Barisich, DE)		
5.	Louis Bullard	T	Jackson State	12.	Jeff Bergeron	RB	Lamar
6.	Glenn Starks	WR	Texas A & I				
7.	John Harris	DB	Arizona State				
8.	(choice traded to Minnesota Vikings for Autry Beamon, S and Amos Martin, LB)						

1979 COLLEGE DRAFT

Rd.	Player,	Pos.	College	Rd.	Player,	Pos.	College
1.	Manu Tuiaosopo	DT	UCLA	6.	(choice traded to Dallas Cowboys for Bill Gregory, DE)		
2.	Joe Norman	LB	Indiana	7a.	Larry Polowski	LB	Boise State
3a.	Michael Jackson	LB	Washington		(choice from Washington Redskins for Don Testerman, FB)		
	(choice from San Francisco 49ers for Bob Jury, S)			7b.	(choice traded to Washington in Don Testerman transaction)		
3b.	(choice traded to Dallas Cowboys for Bill Gregory, DE)			8.	(choice traded to Detroit Lions for Ernie Price, DE)		
3c.	(choice traded to San Francisco 49ers in Bob Jury trade)			9.	Ezra Tate,	RB	Mississippi State
4a.	(choice voluntarily given to Buffalo Bills for Ahmad Rashad signing) (choice acquired from Tampa Bay Buccaneers for Larry Seivers, WR)			10.	Robert Hardy	DT	Jackson State
4b.	Mark Bell	TE	Colorado State	11.	Jim Hinesly	G	Michigan State
5.	(choice traded to Dallas Cowboys for Efen Herrera, K)			12.	Jeff Moore	RB	Jackson State

1980 COLLEGE DRAFT


Rd.	Player	Pos.	College	Rd.	Player	Pos.	College
1a.	Jacob Green	DE	Texas A & M (choice from Buffalo Bills)	7.	(choice traded to N.Y. Giants for Dan Doomink,FB)		
1b.	(choice traded to Buffalo Bills)			8a.	Vic Minor	S	N.E. Louisiana (choice from Minnesota for Steve Niehaus, DT)
2.	Andre Hines	T	Stanford	8b.	Jack Cosgrove	C	Pacific
3.	(choice traded to Buffalo)			9.	Jim Swift	T	Iowa
4.	Terry Dion	DE	Oregon	10a.	Ron Essink	T	Grand Valley State
5a.	Joe Steele	RB	Washington	10b.	Billy Reaves	WR	Morris Brown (choice from Houston for Sammy Green, LB)
5b.	Daniel Jacobs	DE	Winston-Salem St. (choice from Washington Redskins for Don Testerman, FB)	11.	Tali Ena	RB	Washington State
6.	Mark McNeal	DE	Idaho	12.	Presnell Gilbert	CB	U.S. International

1981 COLLEGE DRAFT

Rd.	Player	Pos.	College	Rd.	Player	Pos.	College
1.	Kenny Easley	S	UCLA	8.	Eric Lane	RB	Brigham Young
2.	David Hughes	FB	Boise State	9a.	Jim Stone	RB	Notre Dame
3.	Bill Dugan	G	Penn State	9b.	Jim Whatley	WR	Washington State (choice from Minnesota Vikings for Nick Bebout, T)
4.	Scott Phillips	WR	Brigham Young	10.	Ken Dawson	RB	Savannah State
5.	Edwin Bailey	G	South Carolina St.	11.	Lance Olander	RB	Colorado
6.	Steve Durham	DE	Clemson	12.	Jeff Bednarek	DT	Pacific
7a.	Ron Johnson	WR	Long Beach State				
7b.	Brad Scovill	TE	Penn State (choice from Houston Oilers for Sammy Green, LB)				

1982 COLLEGE DRAFT

Rd.	Player	Pos.	College	Rd.	Player	Pos.	College
1.	Jeff Bryant	DE	Clemson	6.	Jack Campbell	T	Utah
2.	Bruce Scholtz	LB	Texas	7.	Eugene Williams	LB	Tulsa
3a.	(choice traded to New England for Horace Ivory, RB)			8.	Chester Cooper	WR	Minnesota
3b.	Pete Metzelaars	TE	Wabash (choice from Buffalo for Tom Lynch, G)	9.	David Jefferson	LB	Miami
4.	(choice traded to St. Louis Cardinals for Theotis Brown, RB)			10.	Craig Austin	LB	South Dakota
5.	(choice traded to Los Angeles Rams for Jim Jodat, FB)			11.	Sam Clancy	TE	Pittsburgh
				12.	Frank Naylor	C	Rutgers



Kenny Easley & Bruce Scholtz provided the Seahawks defense with leadership and stability in the 1980's.

1983 COLLEGE DRAFT

Rd.	Player	Pos.	College	Rd.	Player	Pos.	College
1a.	Curt Warner	RB	Penn State	6.	Reginald Gipson	FB	Alabama A & M
	(choice from Houston Oilers)			7.	Sam Merriman	LB	Idaho
1b.	(choice traded to Houston Oilers)			8.	Matt Hernandez	T	Purdue
2.	(choice traded to Houston Oilers)			9.	Bob Clasby	T	Notre Dame
3.	(choice traded to Houston Oilers)			10.	Pete Speros	G	Penn State
4.	(choice traded to St. Louis Cardinals for Theotis Brown, RB)			11.	Bob Mayberry	G	Clemson
5.	Chris Castor	WR	Duke	12.	Don Dow	T	Washington

1984 COLLEGE DRAFT

Rd.	Player	Pos.	College	Rd.	Player	Pos.	College
1.	Terry Taylor	CB	Southern Illinois	5b.	(choice traded to Baltimore Colts for Robert Pratt, G)		
2.	Daryl Turner	WR	Michigan State	6.	John Kaiser	LB	Arizona
3.	Fredd Young	LB	New Mexico State	7.	Sam Slater	T	Weber State
4a.	Rickey Hagood	NT	South Carolina	8.	John Puzar	C	Long Beach State
	(choice from San Francisco 49ers for Manu Tuiasosopo, NT)			9.	Adam Schreiber	G	Texas
4b.	(choice traded to Baltimore Colts for Roger Carr, WR)			10.	Randall Morris	RB	Tennessee
5a.	(choice traded to New York Giants for Terry Jackson, CB)			11.	Steve Gemza	T	UCLA
	(Choice acquired from San Diego for Roger Carr, WR)			12.	Theo Windham	S	Utah State

1984 SUPPLEMENTAL DRAFT

Rd.	Player	Pos.	College	Rd.	Player	Pos.	College
1.	Gordon Hudson	TE	Brigham Young	3.	Frank Seurer	QB	Kansas
2.	Alvin Powell	G	Winston-Salem St.				

1985 COLLEGE DRAFT

Rd.	Player	Pos.	College	Rd.	Player	Pos.	College
1.	(choice traded to Cincinnati Bengals for Blair Bush, C)			6.	(choice traded to New York Giants for Terry Jackson, CB)		
2.	Owen Gill	FB	Iowa	7.	Ron Mattes	T	Virginia
3.	Danny Greene	WR	Washington	8.	Judious Lewis	WR	Arkansas State
4.	Tony Davis	TE	Missouri	9.	Bob Otto	DE	Idaho State
5a.	Mark Napolitan	C	Michigan State	10a.	John Conner	QB	Arizona
	(choice from San Diego Chargers for Roger Carr, WR)			10b.	James Bowers	S	Memphis State
5b.	Arnold Brown	CB	No. Carolina Central		(choice from San Francisco 49ers for Manu Tuiasosopo, NT)		
	(choice from Pittsburgh Steelers for Steve August, T)			11.	Louis Cooper	LB	Western Carolina
5c.	Johnnie Jones	RB	Tennessee	12.	(choice traded to Buffalo for Reggie McKenzie, G)		

1986 COLLEGE DRAFT

Rd.	Player	Pos.	College	Rd.	Player	Pos.	College
1.	John L. Williams	FB	Florida	7b.	Paul Miles	RB	Nebraska
2.	(choice traded to New England for Bob Cryder, T)				(choice from Cleveland Browns for the rights to Sam Clancy, DE)		
3.	Patrick Hunter	CB	Nevada-Reno	8.	Alonzo Mitz	DE	Florida
4.	(choice traded to Cincinnati Bengals for Dan Ross, TE)			9.	Michael Black	T	Sacramento State
5.	Bobby Joe Edmonds	WR	Arkansas	10.	Don Fairbanks	DE	Colorado
6.	Eddie Anderson	S	Fort Valley State	11.	David Norrie	QB	UCLA
7a.	(choice traded to Buffalo Bills for Jon Borchardt, G)			12.	John McVeigh	LB	Miami

1987 COLLEGE DRAFT

Rd.	Player	Pos.	College	Rd.	Player	Pos.	College
1.	Tony Woods	LB	Pittsburgh	7b.	Derek Tennell	TE	UCLA
2.	David Wyman	LB	Stanford	8.	Sammy Garza	QB	Texas-El Paso
3.	(choice traded to Cincinnati Bengals for Mike Wilson, T)			9.	M.L. Johnson	LB	Hawaii
4.	Mark Moore	S	Oklahoma State	10.	Louis Clark	WR	Mississippi State
5a.	Tommie Agee FB Auburn (choice from Detroit Lions for Shelton Robinson, LB)			11.	Daryl Oliver	RB	Miami
5b.	Ruben Rodriguez	P	Arizona	12a.	Wes Dove DE Syracuse (choice from Green Bay Packers for Dan Ross, TE)		
6.	(choice traded to Philadelphia Eagles for Greg Naron, G)			12b.	Tony Burse	FB	Middle Tennessee St.
7a.	Roland Barbay NT Louisiana State (choice from Minnesota Vikings for John Harris, S)						

1988 COLLEGE DRAFT

Rd.	Player	Pos.	College	Rd.	Player	Pos.	College
1.	Brian Bosworth LB Oklahoma (choice exercised in 1987 supplemental draft)			7.	Ray Jackson	CB	Ohio State
2.	Brian Blades	WR	Miami	8.	Robert Tyler	TE	So. Carolina State
3.	Tommy Kane	WR	Syracuse	9.	Deatrich Wise	NT	Jackson State
4.	Kevin Harmon	RB	Iowa	10.	Derwin Jones	DE	Miami
5a.	(choice traded to Phoenix Cardinals for Kelly Stouffer, QB)			11a.	Rick McLeod T Washington (choice from Green Bay Packers for Dave Brown, CB)		
5b.	(choice traded to Dallas Cowboys for Ron Essink, T)			11b.	Dwayne Harper	CB	So. Carolina State
5b.	(choice traded to San Francisco 49ers for Jeff Kemp, QB)			12.	Dave DesRochers	T	San Diego State
6.	Roy Hart	NT	South Carolina				

1989 COLLEGE DRAFT

Rd.	Player	Pos.	College	Rd.	Player	Pos.	College
1a.	Andy Heck T Notre Dame (choice from Indianapolis Colts for Freddie Young, LB)			5.	(choice traded to Phoenix Cardinals for Kelly Stouffer, QB)		
1b.	(choice traded to Phoenix Cardinals for Kelly Stouffer, QB)			6.	(choice traded to Tampa Bay Buccaneers with Randy Edwards, NT for Ron Heller, T)		
2.	Joe Tofflemire	C	Arizona	7.	Mike Nettles	CB	Memphis State
3.	Elroy Harris	RB	Eastern Kentucky	8.	Marlin Williams	DE	Western Illinois
4a.	Travis McNeal	TE	Ten.-Chattanooga	9.	David Franks	G	Connecticut
4b.	James Henry RS/CB Southern Mississippi (choice from Philadelphia Eagles for Ron Heller, T)			10.	Derrick Fenner	RB	North Carolina
				11.	Mike Baum	DE	Northwestern
				12.	R.J. Kors	S	Long Beach State

1990 COLLEGE DRAFT

Rd.	Player	Pos.	College	Rd.	Player	Pos.	College
1a.	Cortez Kennedy DT Miami (choice from New England Patriots)			4.	Chris Warren	RB	Ferrum
1b.	(choice traded to New England Patriots)			5.	Eric Hayes	DT	Florida State
1c.	(choice traded to New England Patriots) (choice from Indianapolis Colts for Freddie Young, LB)			6.	Ned Bolcar	LB	Notre Dame
2a.	Terry Wooden LB Syracuse (choice acquired from New England Patriots)			7.	Bob Kula	T	Michigan State
2b.	Robert Blackmon	S	Baylor	8.	Bill Hitchcock	T	Purdue
3.	(choice traded to New England Patriots)			9.	(choice traded to Dallas Cowboys for Daryl Smith, T)		
				10.	Robert Morris	DE	Valdosta State
				11.	Daryl Reed	CB	Oregon
				12.	John Gromos	QB	Vanderbilt

1991 COLLEGE DRAFT

Rd.	Player	Pos.	College	Rd.	Player	Pos.	College
1.	Dan McGwire	QB	San Diego State	6.	Michael Sinclair	DE	Eastern New Mexico
2a.	(choice traded to Los Angeles Raiders)			7.	(choice traded to Atlanta Falcons for Ronnie Lee, T)		
2b.	Doug Thomas	WR	Clemson	8.	(choice traded to Los Angeles Raiders for Vann McElroy, S)		
	(choice from the Los Angeles Raiders)			9.	(choice traded to Cleveland Browns for Bob Buczkowski, DE)		
3.	David Daniels	WR	Penn State	10.	Erik Ringoen	LB	Hofstra
4a.	(choice traded to the New England Patriots in 1990.)			11.	Tony Stewart	RB	Iowa
4b.	John Kasay	K	Georgia	12.	Ike Harris	T	South Carolina
	(choice from Los Angeles Raiders)						
5.	Harlan Davis	CB	Tennessee				

1992 COLLEGE DRAFT

Rd.	Player	Pos.	College	Rd.	Player	Pos.	College
1.	Ray Roberts	T	Virginia	8.	Muhammad Shamsid-Deen,	RB	Tennessee-Chattanooga
2.	(choice traded to the Minnesota Vikings for Keith Millard, DT)			9.	Larry Stayner	TE	Boise State
3.	Bob Spitulski	LB	Central Florida	10.	Anthony Hamlet	DE	Miami
4.	(choice traded to the New Orleans Saints for Rueben Mayes, RB)			11.	Kris Rongen	G	Washington
5.	Gary Dandridge	S	Appalachian State	12a.	Chico Fraley	LB	Washington
6.	Michael Bates	WR	Arizona	12b.	John MacNeill	DE	Michigan State
7.	Mike Frier	DE	Appalachian State		(choice from New York Jets in compensation for Ron Mattes, T)		

1993 COLLEGE DRAFT

Rd.	Player	Pos.	College	Rd.	Player	Pos.	College
1.	Rick Mirer	QB	Notre Dame	7.	Michael McCrary	DE	Wake Forest
2.	Carlton Gray	CB	UCLA	8a.	Jeff Blackshear	G	NE Louisiana
3.	(choice traded to the Minnesota Vikings for Keith Millard, DT)			8b.	Antonio Edwards	DE	Valdosta State
	(choice from Chicago Bears in compensation for signing restricted free agent Joe Cain, LB)						
4.	Dean Wells	LB	Tennessee				
5.	Terrence Warren	WR	Hampton				
6.	(choice traded to Green Bay Packers for Dave McCloughan, S)						

1994 COLLEGE DRAFT

Rd.	Player	Pos.	College	Rd.	Player	Pos.	College
1.	Sam Adams	DT	Texas A&M	6.	(choice traded to New England Patriots for Jon Vaughn, RB)		
2.	Kevin Mawae	C	Louisiana State	7.	Carlester Crumpler	TE	East Carolina
3.	Lamar Smith	RB	Houston				
4.	Larry Whigham	S	NE Louisiana				
5.	(choice traded to San Diego Chargers for 4th round 1995 draft choice)						

1995 COLLEGE DRAFT

Rd.	Player	Pos.	College	Rd.	Player	Pos.	College
1.	Joey Galloway	WR	Ohio State	5.	(choice traded to Detroit Lions for Reggie Barrett, WR)		
2.	Christian Fauria	TE	Colorado	6a.	Henry McMillan	DT	Florida
3.	(choice to Green Bay Packers for signing of restricted free agent Corey Harris, CB)			6b.	Eddie Goines	WR	N. Carolina State
4a.	(choice traded to Arizona Cardinals for Ricky Proehl, WR)				(compensatory choice for a net loss of free agents in 1994)		
4b.	Jason Kyle	LB	Arizona State				
	(choice from San Diego Chargers for 5th round 1994 choice).						

1996 COLLEGE DRAFT

Rd.	Player	Pos.	College
1a.	(choice traded to Houston Oilers for 1st round 1996 draft choice and Glenn Montgomery, DT)		
1b.	(choice traded to Detroit Lions for 1st round and 3rd round 1996 draft choices) (choice from Houston Oilers.)		
1c.	Pete Kendall	T	Boston College (choice from Detroit Lions)
2.	Fred Thomas	CB	Tennessee-Martin
3a.	Robert Barr	T	Rutgers
3b.	Reggie Brown	FB	Fresno State (choice from Kansas City Chiefs through Detroit Lions)
4a.	Phillip Daniels	DE	Georgia (choice from New York Giants through Dallas, Miami, and Jacksonville)
4b.	(choice traded to Jacksonville Jaguars for 4th round 1996 draft choice)		
4c.	Eric Unverzagt	LB	Wisconsin (compensatory choice for a net loss of free agents in 1995)
5.	(choice traded to Jacksonville Jaguars for 4th round 1996 draft choice)		
6a.	Reggie Green	G	Florida
6b.	T.J. Cunningham	CB	Colorado (compensatory choice for a net loss of free agents in 1995)
7.	Johnie Church	DE	Florida

1997 COLLEGE DRAFT

Rd.	Player	Pos.	College
1a.	Shawn Springs	CB	Ohio State (choice from Atlanta Falcons on March 28, 1997)
1b.	Walter Jones	T	Florida State (choice from St. Louis Rams through New York Jets and Tampa Bay Buccaneers on April 19, 1997)
1c.	(choice to Atlanta Falcons on March 28, 1997) (choice from Chicago Bears on February 18, 1997)		
1d.	(choice to Tampa Bay Buccaneers on April 19, 1997)		
2.	(choice to Atlanta Falcons on March 28, 1997)		
3a.	(choice to Tampa Bay Buccaneers on April 19, 1997)		
3b.	(choice to Atlanta Falcons on March 28, 1997)		
3c.	(choice to Atlanta Falcons on March 28, 1997)		
4a.	(choice from Baltimore Ravens for G Jeff Blackshear on March 12, 1996)		
4b.	(choice to Chicago Bears on February 18, 1997)		
5.	Eric Stokes	S	Nebraska
6.	Itula Mili	TE	Brigham Young
7.	Carlos Jones	CB	Miami

1998 COLLEGE DRAFT

Rd.	Player	Pos.	College
1.	Anthony Simmons	LB	Cemson
2.	Todd Weiner	T	Kansas State
3.	Ahman Green	RB	Nebraska
4.	DeShone Myles	LB	Nevada
5.	(choice to Dallas Cowboys for Cowboys' 6th and 7th round choices)		
6a.	Carl Hansen	DT	Stanford
6b.	Bobby Shaw	WR	California
7.	Jason McEndoo	C	Washington State

1999 COLLEGE DRAFT

Rd.	Player	Pos.	College
1a.	(choice traded to New England for 1st, 3rd and 6th round choices)		
1b.	(choice traded to Dallas for 1st and 5th round picks)		
1c.	Lamar King	DE	Saginaw Valley State (choice from Dallas)
2.	to Green Bay as compensation for Mike Holmgren		
3a.	Brock Huard	QB	Washington
3b.	Karsten Bailey	WR	Auburn (choice from New England)
4.	Antonio Cochran	DE	Georgia
5a.	Floyd Wedderburn	T	Penn State (choice from Carolina through Dallas)
5b.	Charlie Rodgers	KR	Georgia Tech
6a.	Steve Johnson	CB	Tennessee
6b.	(choice traded to Cleveland for 6th round pick)		
6c.	(choice traded to Cleveland for 6th round pick)		
7.	(choice traded to New York Jets for QB Glenn Foley on March 19, 1999)		

TRADES

1976

- 8/5 DT Wayne Baker to Oakland Raiders for conditional draft choice.
- 8/26 Eighth-round 1977 draft choice to Houston Oilers for WR Steve Largent.
- 9/6 Fifth-round 1977 draft choice to Detroit Lions for QB Bill Munson.
- 9/6 Exchange of twelfth-round 1977 draft choices with Pittsburgh Steelers for G Ron Coder.
- 9/7 WR Ahmad Rashad to Minnesota Vikings for fourth-round 1977 draft choice (WR Larry Seivers).
- 9/7 S Terry Brown to Cleveland Browns for CB Ted Bachman. Brown had been claimed on waivers from St. Louis Cardinals.

1977

- 5/3 First-round 1977 draft choice (#2) to Dallas Cowboys for first-round (#14) and three second-round 1977 draft choices (G Steve August, T Tom Lynch, LB Terry Beeson)
- 5/3 Second-round 1977 draft choice to Los Angeles Rams for C Geoff Reece and Rams' second-round 1977 draft choice (LB Peter Cronan).
- 5/3 Second-round 1977 draft choice to Dallas Cowboys for WR Duke Ferguson.
- 5/3 LB Ed Bradley to San Francisco 49ers for DT Bill Sandifer.
- 7/20 DT Carl Barisich to Miami Dolphins for eleventh-round 1978 draft choice (LB George Halas).
- 8/30 WR Larry Seivers to Tampa Bay Buccaneers for fourth-round 1979 draft choice. Seattle gives draft choice to Buffalo Bills as voluntary compensation for Ahmad Rashad signing in 1976.
- 9/5 Eighth-round 1978 draft choice to Minnesota Vikings for S Autry Beamon and LB Amos Martin.
- 9/6 Eleventh-round 1978 draft choice to New Orleans Saints for DE Andy Dorris.

1978

- 8/15 Fifth-round 1979 draft choice to Dallas Cowboys for K Efen Herrera.
- 8/28 S Bob Jury and third-round 1979 draft choice to San Francisco 49ers for third-round 1979 draft choice (LB Michael Jackson).
- 8/28 Third-round and sixth-round 1979 draft choices to Dallas Cowboys for DE Bill Gregory and third-round 1979 draft (choice traded).
- 9/27 DT Bill Cooke and eighth-round 1979 draft choice to Detroit Lions for DE Ernie Price.

1979

- 3/30 FB Don Testerman and seventh-round 1979 draft choice to Washington Redskins for seventh-round 1979 (LB Larry Polowski) and fifth-round 1980 draft choices (DE Daniel Jacobs).
- 4/16 G Gordon Jolley to Detroit Lions for past considerations.
- 8/1 DT Steve Niehaus to Minnesota Vikings for DE Carl Eller and eighth-round 1980 draft choice (S Vic Minor).
- 8/21 Seventh-round 1980 draft choice to New York Giants for FB Dan Doornink.

1980

- 4/29 First-round (#16) and third-round 1980 draft choices to Buffalo Bills for first-round (#10) 1980 draft choice (DE Jacob Green)
- 4/30 LB Sammy Green to Houston Oilers for tenth-round 1980 (WR Billy Reaves) and seventh-round 1981 (TE Brad Scoville) draft choices.
- 8/26 Fifth-round 1982 draft choice to Los Angeles Rams for FB Jim Jodet.
- 9/1 T Nick Bebout to Minnesota Vikings for ninth-round 1981 draft choice (WR Jim Whatley).

1981


- 9/25 Third-round 1982 draft choice to New England Patriots for RB Horace Ivory.
- 10/13 Fourth-round 1982 and fourth-round 1983 draft choices to St. Louis Cardinals for RB Theotis Brown.
- 10/13 G Tom Lynch to Buffalo Bills for third-round 1982 draft choice (TE Pete Metzelaars).

1982

- 4/30 LB Terry Beeson to Atlanta Falcons for conditional 1983 draft choice.
- 7/12 Fifth-round 1984 draft choice to Baltimore Colts for G Robert Pratt.
- 9/3 Fourth-round 1984 draft choice to Baltimore Colts for WR Roger Carr.

1983

- 4/24 First-round (#9), second-round, and third-round 1983 draft choices to Houston Oilers for first-round (#3) 1983 draft choice (RB Curt Warner).
- 6/28 Twelfth-round 1985 draft choice to Buffalo Bills for G Reggie McKenzie.
- 6/29 First-round 1985 draft choice to Cincinnati Bengals for C Blair Bush.
- 8/24 RB Sherman Smith and WR Roger Carr to San Diego Chargers for fifth-round 1984 draft choice (choice traded) and fifth-round 1985 draft choice (C Mark Napolitan).



Steve Largent was acquired for an 8th-round pick in August of '76.

1984

- 3/12 Fifth-round 1984 and sixth-round 1985 draft choices to New York Giants for CB Terry Jackson.
- 4/4 NT Manu Tuiasosopo to San Francisco 49ers for fourth-round 1984 and tenth-round 1985 draft choices.
- 7/31 Second-round 1986 draft choice to New England Patriots for T Bob Cryder.
- 10/9 T Steve August to Pittsburgh Steelers for fifth-round 1985 draft choice.

1985

- 4/26 Seventh-round 1986 draft choice to Buffalo Bills for G Jon Borchardt.
- 8/20 TE Pete Metzelaars to Buffalo Bills for WR Byron Franklin.
- 8/27 The rights to DE Sam Clancy to Cleveland Browns for seventh-round 1986 draft choice (RB Paul Miles).
- 10/15 Fourth-round 1986 draft choice to Cincinnati Bengals for TE Dan Ross.

1986

- 8/9 Sixth-round 1987 draft choice to Philadelphia Eagles for G Greg Naron.
- 8/19 TE Dan Ross to Green Bay Packers for twelfth-round 1987 draft choice (DE Wes Dove).
- 8/27 Third-round 1987 draft choice to Cincinnati Bengals for T Mike Wilson.
- 9/1 LB Shelton Robinson to Detroit Lions for fifth-round 1987 draft choice (FB Tommie Agee).
- 9/2 S John Harris to Minnesota Vikings for seventh-round 1987 draft choice (NT Roland Barbay).

1987

- 5/19 Fifth-round 1988 draft choice to San Francisco 49ers for QB Jeff Kemp.
- 8/25 T Ron Essink to Dallas Cowboys for fifth-round 1988 draft choice (choice traded).
- 8/26 CB Dave Brown to Green Bay Packers for eleventh-round 1988 draft choice (T Rick McLeod).

1988

- 4/22 Fifth-round 1988, first-round 1989, and fifth-round 1989 draft choices to Phoenix Cardinals for QB Kelly Stouffer.
- 5/4 NT Randy Edwards and sixth-round 1989 draft choice to Tampa Bay Buccaneers for T Ron Heller.
- 5/23 Conditional draft choice to Washington Redskins for CB Tim Morrison.
- 8/1 WR Daryl Turner to Cleveland Browns for an undisclosed draft choice. Turner fails his physical, is returned to Seahawks, and waived.
- 8/22 T Ron Heller to Philadelphia Eagles for fourth-round 1989 draft choice (RS James Henry).
- 9/8 LB Fredd Young to Indianapolis Colts for first-round 1989 (T Andy Heck) and first-round 1990 (choice traded) draft choices.

1989

- 7/25 Ninth-round 1990 draft choice to Dallas Cowboys for T Daryle Smith.
- 7/28 Conditional draft choice to Detroit Lions for T Curt Singer.
- 8/7 C Kevin Thomas to Phoenix Cardinals for conditional draft choice.
- 8/31 CB Terry Taylor to Detroit Lions for FB James Jones.

1990

- 4/22 Two first-round (#8 and #10) and third-round 1990 draft choices and fourth-round 1991 draft choice to New England Patriots for first-round (#3) (DT Cortez Kennedy) and second-round (#29) (LB Terry Wooden) 1990 draft choices.
- 7/27 LB Willie Walker to New York Jets for conditional draft choice.
- 8/26 Conditional draft choice to Detroit Lions for WR John Ford.
- 8/28 Seventh-round 1991 draft choice to Atlanta Falcons for T Ronnie Lee.
- 10/16 Eighth-round 1991 draft choice to Los Angeles Raiders for S Vann McElroy.

1991

- 1/31 T Ron Mattes to New York Jets for twelfth-round 1992 draft choice (DE John MacNeill).
- 4/22 Ninth-round 1991 draft choice to Cleveland Browns for DE Bob Buczkowski.

1992

- 4/25 Second-round 1992 and third-round 1993 draft choices to Minnesota Vikings for DT Keith Millard.
- 4/26 Fourth-round 1992 draft choice to New Orleans Saints for RB Rueben Mayes.

1993

- 4/26 Sixth-round 1993 draft choice to Green Bay Packers for S Dave McCloughan.
- 8/25 Sixth-round 1994 draft choice to New England Patriots for RB Jon Vaughn.

1994

- 4/25 Fifth-round 1994 draft choice to San Diego Chargers for fourth-round 1995 draft choice (LB Jason Kyle).
- 4/28 Fifth-round 1995 draft choice to Detroit Lions for WR Reggie Barrett.

1995

- 3/10 Third-round 1995 draft choice to Green Bay Packers for signing restricted free agent CB Corey Harris.
- 4/3 Fourth-round 1995 draft choice to Arizona Cardinals for WR Ricky Proehl.

1996

- 3/12 G Jeff Blakeshear to Baltimore Ravens for fourth-round 1997 draft choice. (choice traded)
- 4/20 First-round 1996 draft choice (#14) to Houston Oilers for first-round 1996 draft choice (#17) and

- DT Glenn Montgomery.
- 4/20 First-round 1996 draft choice (#17) to Detroit Lions for first-round draft choice (#21) (G Pete Kendall) and third-round 1996 draft choice (FB Reggie Brown).
- 4/20 Fourth and fifth-round 1996 draft choices to Jacksonville Jaguars for fourth-round 1996 draft choice (DE Phillip Daniels).
- 6/27 S Eugene Robinson to Green Bay for DE Matt LaBounty

1997

- 2/18 QB Rick Mirer and fourth round 1997 draft choice (b) to Chicago for first-round (#11) 1997 draft choice (choice traded).
- 3/28 First-round (#11), second-round, third-round, and fourth-round 1997 draft choices to Atlanta for first-round (#3) (CB Shawn Springs) and third-round 1997 draft choices.
- 4/19 First-round (#12) and third-round 1997 draft choices to Tampa Bay Buccaneers for first round (#6) 1997 draft choice (T Walter Jones).
- 9/30 Conditional draft choice to New Orleans Saints for WR Daryl Hobbs.

1998

- 4/19 Fifth-round choice (#138) to Dallas in exchange for sixth-round (#162, DT Carl Hansen) and seventh-round (#197, C Jason McEndoo) selections.

1999

- 3/19 Seventh-round choice (#223) to NY Jets for QB Glenn Foley.
- 4/17 First-round choice (#17) to New England for first-round (#20), third-round (#82) & sixth round (#191).
- 4/17 First-round choice (#20) to Dallas for first-round (#22) and fifth-round (#140).
- 4/17 Second-round choice (#47) awarded to Green Bay as compensation for Mike Holmgren.
- 4/18 Sixth-round choices (#187 & #191) to Cleveland for sixth-round (#170, CB Steve Johnson)

TEAM HEADQUARTERS

On June 18, 1986, the Seattle Seahawks moved into their office and training headquarters adjacent to Northwest College in Kirkland, Washington.

The two-story building went through major renovation each of the past two offseasons to create a first-class facility.

The lower-level houses meeting rooms, locker rooms for the players and coaches, training and equipment rooms as well as an expanded strength and conditioning area.

Upstairs houses the administrative offices, coaches offices, meeting rooms, and conference rooms.

The Seahawks are able to practice on three regulation fields, two natural grass and one artificial turf. The original turf field was replaced by a new one in 1997. That field is then covered by an inflatable bubble as the weather worsens.

To reach the headquarters from Seattle, take Highway 520 East and exit at the Kirkland Exit. Go right onto Northup Way and left onto 108th Avenue NE (next light). Follow 108th for approximately one mile and turn right onto NE 53rd St. Continue to the top of the hill, passing the player and staff entrance on your left. Turn left at top of the hill into the visitor's parking area.

From the Eastside, take Highway 520 West from I-405 and exit onto 108th Avenue NE. Turn right at the stop sign at the end of the exit and proceed up the hill on 108th. Go approximately one mile to NE 53rd Street and turn right. Turn left at top of the hill into the visitor's parking area.

From Southbound on I-405, take the N.E. 70th Street Exit. Take a left at N.E. 72nd Place and another left at 108th Avenue N.E. Go approximately one mile to NE 53rd Street and turn left. Turn left at top of the hill into the visitor's parking area.

From Sea-Tac Airport, follow the signs to I-405 North. Exit onto Highway 520 Westbound (Seattle) after 20-25 minutes. Take Highway 520 from I-405 and exit onto 108th Avenue NE. Turn right at the stop light at the end of the exit and proceed up the hill on 108th. Go approximately one mile to NE 53rd Street and turn right. Turn left at top of the hill into the visitor's parking area.

COACHES ALL-TIME ROSTER

<u>NAME</u>	<u>RESPONSIBILITY</u>	<u>YEARS</u>	<u>COLLEGE</u>
Arnold, Dave	Special Teams	1995-97	Drake
Becker, John	Off. Coord./WRs	1989-91	Cal State-Northridge
Boghosian, Sam	Off. Coord./OL	1976-77	UCLA
Brasher, Tommy	Defensive Line	1992-98	Arkansas
Bratkowski, Bob	Wide Receivers	1992-94	Washington State
	Offensive Coord./WRs	1995-97	
	Offensive Coordinator	1998	
Brooks, Larry	Defensive Line	1999	Virginia State
Brown, Dave	Defensive Coach	1992-98	Michigan
Catlin, Tom	Asst. Head Coach/LBs/Def. Coord.	1983-91	Oklahoma
	Assistant Head Coach/Defense	1992	
	Assistant Head Coach	1993	
	Quality Control	1994-95	
	Defensive Backs	1978-82	Colorado State
Christensen, Jack			Tennessee
Colquitt, Jerry	Offensive Quality Control	1999	Kansas
Cromwell, Nolan	Wide Receivers	1999	Cal-Santa Barbara
Dyer, George	Defensive Line	1983-91	Montana State
Erickson, Dennis	Head Coach	1995-98	Pacific Lutheran
Flajole, Ken	Defensive Backs	1999	Pacific
Flores, Tom	Head Coach	1992-94	Cent. Washington
Gilbertson, Keith	Defensive Assistant	1996	
	Tight Ends	1997-98	
Harris, Chick	Running Backs	1983-91	Northern Arizona
Hawkins, Ralph	Defensive Backs	1983-88	Maryland
Hollway, Bob	Defensive Coordinator/DBs	1976-77	Michigan
Houck, Hudson	Offensive Line	1992	Southern California
Jackson, Milt	Wide Receivers	1998	Tulsa
James, Ned	Offensive Assistant	1995-96	New Mexico
	Defensive Assistant	1997	
	Linebackers	1998	Missouri
Johnson, Jim			Stephen F. Austin
Johnston, Kent	Strength & Conditioning	1999	LaVerne
Kennan, Larry	Offensive Coordinator/QBs	1992-94	Juniata
Knox, Chuck	Head Coach	1983-91	Miami
Krein, Darren	Assistant Strength & Cond.	1997-98	Idaho
Lappano, Tim	Running Backs	1998	Mt. Union
Lauterbur, Frank	Defensive Line	1982	Texas
LeDuc, Dana	Strength & Conditioning	1995-98	Louisiana State
Leggett, Earl	Defensive Line	1976-77	Bemidji (Minn.) State
Lind, Jim	Linebackers	1999	Nevada
Lopez, Clayton	Defensive Quality Control	1999	Utah
Lovat, Tom	Offensive Line	1999	Central Michigan
MacDonald, Andy	Running Backs	1976-82	Lewis and Clark
Matsumoto, Arnie	Staff Assistant	1989-95	Kansas
McCormack, Mike	Head Coach	1982	So. Oregon State
McMackin, Greg	Defensive Coordinator	1995-98	Denison
Meyer, Ken	Quarterbacks	1983-91	Stanford
Meyers, Bill	Assistant Offensive Line	1998	Citadel
Mitchell, Stump	Running Backs	1999	Cal-Santa Barbara
Moore, Steve	Wide Receivers	1983-85	
	Offensive Coordinator/WRs	1986-88	
	Defensive Line	1978-81	Occidental
Mora, Jim	Special Assignments	1990-91	Arizona State
Moyer, Paul	DBs/Asst. Special Teams	1992-94	
	Offensive Line	1978-82	Hillsdale
		1993-97	
Murphy, Mike	Linebackers	1995-97	Huron
Olson, Rich	Quarterbacks	1995-98	Washington State
Patera, Jack	Head Coach	1976-82	Oregon
Peccatiello, Larry	Linebackers	1976-77	William and Mary
	Defensive Coordinator/LBs	1978-80	

Perry, Rod	Defensive Backs	1989-91	Colorado
Prochaska, Ray	Offensive Coordinator/OL	1983-85	Nebraska
Purnell, Russ	Special Assignments	1986	Whittier
	TEs/Asst. Special Teams	1987-91	
	TEs/Special Teams	1992-94	
Raines, Frank	Strength & Conditioning	1990-94	George Mason
Rhyme, Jerry	QB/WRs/TEs	1976-77	Tulsa
	Offensive Coord./QB/WRs/TEs	1978-79	
	Offensive Coord./QB/WRs	1979-82	
Roach, Dick	Defensive Assistant	1999	Black Hills State
Robinson, Willy	Defensive Backs	1995-98	Fresno State
Rodriguez, Pete	Asst. Head Coach/Special Teams	1998	Western St. (Colorado)
	Special Teams Coordinator	1999	
Shelmon, Clarence	Running Backs	1992-97	Houston
Sheppard, Mike	Quarterbacks	1999	California Lutheran
Sherman, Mike	Offensive Coordinator	1999	Central Connecticut State
Shurmur, Fritz	Defensive Coordinator	1999	Albion College (Michigan)
Simpson, Jackie	Defensive Coord./LBs	1981-82	Mississippi
Smith, Gregg	Assistant Head Coach/TEs	1995-96	Idaho
	Asst. Head Coach/Offensive Line	1997	
	Offensive Line	1998	
Springer, Rod	Assistant Strength & Cond.	1999	Tarrleton State
Stephenson, Kent	Offensive Line	1985-91	Northern Iowa
Tillman, Rusty	Special Teams	1979-82	Northern Arizona
	Special Teams/TEs	1983-86	
	Special Teams/LBs	1987-91	
	Defensive Coordinator./LBs	1992-94	
	Special Assignments	1982-91	Towson State
Vitt, Joe	Offensive Quality Control	1998	Idaho
Yarber, Eric	Offensive Assistant	1997	Cal Poly-Pomona
Zorn, Jim	Defensive Assistant	1999	Wisconsin
Zeman, Bob			

ALL-TIME ROSTER

<u>PLAYER</u>	<u>POSITION</u>	<u>YEARS</u>	<u>A</u> <u>GP</u>	<u>GS</u>	<u>COLLEGE</u>
Abramowitz, Sid	T	1984	4	0	Tulsa
Adams, Sam	DT-DE	1994-98	76	53	Texas A&M
Adams, Theo	T	1992	10	0	Hawaii
Adkins, Sam	QB	1977-82	10	0	Wichita State
Agee, Tommie	FB	1988	16	0	Auburn
Ahrens, Dave	LB	1990	10	3	Wisconsin
Aiu, Charlie	G	1978	1	0	Hawaii
Allen, Harvey	S	1987	2	2	Nevada-Las Vegas
Allert, Ty	LB	1990	1	0	Texas
Allred, Brian	CB	1993-94	4	0	Sacramento State
Alvarez, Wilson	K	1981	4	0	S.E. Louisiana
Anderson, Eddie	S	1986	5	0	Fort Valley State
Anderson, Fredell	DE	1980-82	22	6	Prairie View
Andrews, Ricky	LB	1990	15	0	Washington
Andrews, Tom	C-G	1987	2	2	Louisville
Atkins, James	T-G	1994-97	49	37	S.W. Louisiana
August, Steve	T	1977-84	97	90	Tulsa
B					
Bachman, Ted	CB	1976	5	0	New Mexico State
Baham, Curtis	CB	1987	3	0	Tulane
Bailey, Edwin	G-T	1981-91	139	120	South Carolina State
Ballard, Howard	T	1994-98	74	74	Alabama A&M
Barbay, Roland	NT	1987	5	0	Louisiana State
Barber, Michael	LB	1995-97	21	9	Clemson
Barisich, Carl	DE	1976	14	7	Princeton
Barr, Robert	T	1996	*0	0	Rutgers

Bates, Michael	WR	1993-94	31	1	Arizona
Beamon, Austry	S	1977-79	45	39	East Texas State
Bebout, Nick	T	1976-79	56	55	Wyoming
Beede, Frank	G	1996-98	30	8	Panhandle State
Beeson, Terry	LB	1977-81	77	67	Kansas
Bell, Coleman	TE	1996	*0	0	Miami
Bell, Mark	TE-DE	1979-80, 82	41	2	Colorado State
Bellamy, Jay	S	1994-98	66	23	Rutgers
Bengen, Brant	WR	1987	3	0	Idaho
Benjamin, Tony	FB	1977-79	28	1	Duke
Berry, Ray	LB	1993	8	2	Baylor
Berti, Tony	G-T	1998	#0	0	Colorado
Bickett, Duane	LB	1994-95	22	1	Southern California
Bitterlich, Don	K	1976	3	0	Temple
Blackmon, Robert	S	1990-96	106	96	Baylor
Blackshear, Jeff	G	1993-95	47	21	Northeast Louisiana
Blackwood, Lyle	S	1976	11	0	Texas Christian
Blades, Bennie	S	1997	10	9	Miami
Blades, Brian	WR	1988-98	156	122	Miami
Bloedorn, Greg	G	1997-98	2	0	Cornell
Blue, Anthony	CB	1987	3	0	Nevada-Las Vegas
Bolcar, Ned	LB	1990	5	0	Notre Dame
Bolton, Andrew	RB	1976	5	2	Fisk
Borcharadt, Jon	G-T	1985-87	42	4	Montana State
Bosworth, Brian	LB	1987-89	24	24	Oklahoma
Bouyer, Willie	WR	1989-90	1	0	Michigan State
Bowman, Barry	P	1987	1	0	Louisiana Tech
Boyd, Dennis	DE-DT-T	1977-79, 81-82	59	27	Oregon State
Boyd, Jerome	LB	1983	5	0	Oregon State
Bradley, Ed	LB	1976	14	14	Wake Forest
Brandon, David	LB	1993-94	20	0	Memphis State
Brilz, Darrick	G-C	1989-93	78	44	Oregon State
Brinson, Larry	RB	1980	8	0	Florida
Brock, Lou	CB	1988	1	0	Southern California
Broussard, Steve	RB	1995-98	58	2	Washington State
Brown, Arnold	CB	1987	2	0	No. Carolina Central
Brown, Chad	LB	1997-98	31	31	Colorado
Brown, Dave	S-CB	1976-86	159	159	Michigan
Brown, Reggie	FB	1996-98	34	1	Fresno State
Brown, Theotis	RB	1981-83	22	7	UCLA
Brown, Tony	CB	1994-95	29	5	Fresno State
Bryant, Beno	RB	1994	2	0	Washington
Bryant, Cullen	FB	1983-84	19	5	Colorado
Bryant, Jeff	DE-DT	1982-93	175	167	Clemson
Bullard, Louis	T	1978-80	36	15	Jackson State
Burnham, Tim	T	1987-88	3	3	Washington
Burse, Tony	FB	1987	12	0	Middle Tennessee St.
Bush, Blair	C	1983-88	82	78	Washington
Butler, Chuck	LB	1984	8	0	Boise State
Butler, Hillary	LB	1998	7	0	Washington
Butler, Keith	LB	1978-87	146	132	Memphis State
Butler, Ray	WR	1985-88	41	8	Southern California

C

Cain, Joe	LB	1989-92, 97	68	13	Oregon Tech
Caldwell, Tony	LB	1987	1	1	Washington
Campbell, Jack	T	1982	1	0	Utah
Carr, Roger	WR	1982	9	2	Louisiana Tech
Castor, Chris	WR	1983-84	23	0	Duke
Chadwick, Jeff	WR	1989-91	39	0	Grand Valley State
Childs, Jason	G	1993	*0	0	North Dakota
Clancy, Sam	DE	1983	13	0	Pittsburgh
Clark, Bernard	LB	1991	2	0	Miami
Clark, Greg	LB	1992	12	0	Arizona State
Clark, Louis	WR	1987-92	55	15	Mississippi State
Clarke, Ken	NT	1988	16	1	Syracuse

Berti was inactive five games

Clune, Don	WR	1976	9	1	Penn
Coder, Ron	G	1976-77, 79	43	19	Penn State
Coffield, Randy	LB	1976	13	0	Florida State
Collins, Greg	LB	1976	13	0	Notre Dame
Collins, Mark	S	1998	9	0	Cal State Fullerton
Coleman, Andre	WR	1997	2	0	Kansas State
Colquitt, Jimmy	P	1985	2	0	Tennessee
Comeaux, Darren	LB	1988-91	50	39	Arizona State
Cooke, Bill	DE-DT	1978-80	34	3	Massachusetts
Corley, Chris	TE	1987	1	0	South Carolina
Cortes, Julio	LB	1987	3	3	Miami
Cotton, Marcus	LB	1991	3	0	Southern California
Covington, Tony	S	1995	11	0	Virginia
Cowlings, Al	DE	1976	1	0	Southern California
Crawford, Rufus	RB	1978	16	0	Virginia State
Croel, Mike	DE	1998	11	0	Nebraska
Cronan, Peter	LB	1977-79, 81	50	3	Boston College
Crumpler, Carlester	TE	1994-98	69	31	East Carolina
Cryder, Bob	T	1984-86	32	25	Alabama
Cunningham, Ed	C	1996	11	3	Washington
Cunningham, T.J.	S	1996	9	0	Colorado
Curtis, Mike	LB	1976	14	14	Duke

D

Daniels, David	WR	1991-92	29	1	Penn State
Daniels, Phillip	DE	1996-98	44	25	Georgia
Darby, Alvis	TE	1976	1	0	Florida
Davis, Anthony	LB	1993	10	0	Utah
Davis, Brian	CB	1991-92	29	2	Nebraska
Davis, Fred	CB	1987	1	1	Western Carolina
Davis, Harlan	CB	1991	0	0	Tennessee
Davis, Tyree	WR	1997	14	1	Central Arkansas
Dean, Vernon	S	1988	16	0	San Diego State
Dee, Donnie	TE	1989	3	3	Tulsa
Demarie, John	G	1976	9	8	Louisiana State
DeVita, Rob	LB	1987	1	0	Illinois Benedictine
Dion, Terry	DE	1980	9	2	Oregon
Dixon, Zachary	RB	1983-84	26	2	Temple
Dodge, Dedrick	S	1991-92	25	0	Florida State
Donaldson, Ray	C	1993-94	32	32	Georgia
Donnelly, Rick	P	1990-91	19	0	Wyoming
Doornink, Dan	FB-RB	1979-85	92	44	Washington State
Dorning, Dale	DE	1987	3	3	Oregon
Dorris, Andy	DE	1977	4	1	New Mexico State
Dove, Wes	DE	1987	2	0	Syracuse
Duckett, Forey	S	1994	2	0	Nevada
Dufek, Don	S	1976-77, 79-84	95	6	Michigan
Dugan, Bill	G	1981-83	40	5	Penn State

E

Easley, Kenny	S	1981-87	89	87	UCLA
East, Ron	DT	1977	14	14	Montana State
Edmonds, Bobby Joe	RB	1986-88	42	0	Arkansas
Edmunds, Ferrell	TE	1993-94	23	23	Maryland
Edwards, Antonio	DE	1993-97	51	24	Valdosta State
Edwards, Randy	DE-NT	1984-87	52	4	Alabama
Eisenhooth, John	NT	1987	1	0	Lock Haven
Eisenhooth, Stan	C	1987-88	13	0	Towson State
Eller, Carl	DE	1979	16	8	Minnesota
Eloms, Joey	CB	1998	2	0	Indiana
Engles, Rick	P	1976-77	15	0	Tulsa
Essink, Ron	T	1980-85	83	70	Grand Valley State
Evans, Norm	T	1976-78	38	25	Texas Christian
Evans, Russell	WR	1987	1	0	N.E. Missouri State

F

Fairbanks, Don	DE	1987	3	3	Colorado
----------------	----	------	---	---	----------

Fanning, Mike	DE	1984	16	0	Notre Dame
Farrell, Sean	G	1992	6	0	Penn State
Fauria, Christian	TE	1995-98	58	36	Colorado
Feagles, Jeff	P	1998	16	0	Miami
Feasel, Grant	C	1987-93	91	51	Abilene Christian
Fenner, Derrick	RB	1989-91	32	23	North Carolina
Ferguson, Duke	WR	1977-79	33	8	San Diego State
Fifer, Bill	T	1979	*0	0	West Texas State
Finzer, Dave	P	1985	12	0	DePauw
Flones, Brian	LB	1981-82	13	0	Washington State
Frank, Malcolm	CB	1992	15	0	Baylor
Franklin, Byron	WR	1985-87	33	1	Auburn
Franklin, Jethro	DE	1989	7	1	Fresno State
Frier, Mike	DT	1994	2	0	Appalachian State
Friesz, John	QB	1995-98	21	11	Idaho

G

Gaines, Greg	LB	1981, 83-88	88	43	Tennessee
Galloway, Joey	WR	1995-98	63	63	Ohio State
Gamache, Vince	P	1986	16	0	Cal State-Fullerton
Garcia, Frank	P	1981	1	0	Arizona
Geddes, Ken	LB	1976-78	36	25	Nebraska
Gelbaugh, Stan	QB	1992-96	13	9	Maryland
Gilbert, Gale	QB	1985-86	25	2	California
Glasgow, Nesby	S	1988-92	77	30	Washington
Glaze, Charles	CB	1987	3	2	South Carolina State
Glover, Kevin	C	1998	8	8	Maryland
Godfrey, Chris	G	1988	9	2	Michigan
Graff, Neil	QB	1976	*0	0	Wisconsin
Graham, David	DE-NT	1982, 1987	6	2	Morehouse
Graham, Derrick	G	1996-97	25	25	Appalachian State
Graham, Jeff	QB	1993-94	*0	0	Long Beach State
Grant, Will	C	1986	7	6	Kentucky
Gray, Carlton	CB	1993-96	53	45	UCLA
Gray, Chris	G/C	1998	15	8	Auburn
Gray, Oscar	FB	1996-97	9	0	Arkansas
Green, Ahman	RB	1998	16	0	Nebraska
Green, Boyce	RB	1987	2	2	Carson-Newman
Green, Jacob	DE	1980-91	178	176	Texas A&M
Green, Jessie	WR	1979-80	23	0	Tulsa
Green, Paul	TE	1992-94	35	23	Southern California
Green, Sammy	LB	1976-79	60	44	Florida
Green, Tony	KR	1979	11	0	Florida
Greene, Andrew	G	1998	4	0	Indiana
Greene, Danny	WR	1985	4	0	Washington
Gregory, Bill	DE-DT	1978-80	47	43	Wisconsin
Griffith, Russell	P	1987	2	0	Weber State

H

Habib, Brian	G	1998	16	16	Washington
Hackett, Dino	LB	1993	3	0	Appalachian State
Hagen, Mike	FB	1987	2	1	Montana
Hagler, Scott	K	1987	2	0	South Carolina
Hanousek, Matt	T-G	1987	3	3	Utah State
Hansen, Don	LB	1976	2	0	Illinois
Hardy, Andre	FB	1985	3	1	St. Mary's
Hardy, Darryl	LB	1997	2	0	Tennessee
Hardy, Robert	DT	1979-82	54	53	Jackson State
Harmon, Kevin	RB	1988-89	9	0	Iowa
Harper, Dwayne	CB	1988-93	94	76	South Carolina State
Harris, Corey	CB	1995-96	32	32	Vanderbilt
Harris, Elroy	RB	1989	14	0	Eastern Kentucky
Harris, Franco	FB	1984	8	6	Penn State
Harris, John	S	1978-85	119	112	Arizona State
Harris, Richard	DE-DT	1976-77	28	24	Grambling
Harris, Ronnie	WR	1994-98	44	0	Oregon

Harrison, Martin	DE	1997	8	0	Washington
Hart, Roy	NT	1988-89	16	1	South Carolina
Hauck, Tim	S	1997	16	0	Montana
Hayes, Eric	DT	1990-91	21	3	Florida State
Heck, Andy	T-G	1989-93	77	70	Notre Dame
Heller, Ron	TE	1990, 1992	32	16	Oregon State
Hernandez, Matt	T	1983	8	1	Purdue
Herrera, Efren	K	1978-81	60	0	UCLA
Hicks, Mark	LB	1983	10	1	Arizona State
Hines, Andre	T	1980	9	0	Stanford
Hire, Doug	C	1987	3	1	Linfield
Hitchcock, Bill	T-G	1991-94	51	39	Purdue
Hoaglin, Fred	C	1976	13	7	Pittsburgh
Hobbs, Daryl	WR	1997	10	0	Pacific
Hollie, Doug	DE	1987-88	5	0	Southern Methodist
Hollis, David	CB-S	1987-89	27	0	Nevada-Las Vegas
Howard, Ron	TE	1976-78	42	36	Seattle
Hudson, Gordon	TE	1986	16	4	Brigham Young
Hughes, David	FB	1981-85	69	27	Boise State
Hughes, Van D	T	1987	1	1	Southwest Texas State
Hunter, Al	RB-FB	1977-80	53	5	Notre Dame
Hunter, John	G	1992	5	3	Brigham Young
Hunter, Patrick	CB	1986-94	120	99	Nevada-Reno
Hyde, Glenn	C	1986	3	0	Pittsburgh

I

Innocent, Dou	WR	1996	4	0	Mississippi
Irvin, Darrell	DE	1983	16	0	Oklahoma
Ivory, Horace	RB	1981-82	12	0	Oklahoma

J

Jackson, Harold	WR	1983	15	6	Jackson State
Jackson, Joe	LB	1987	3	0	San Francisco State
Jackson, Michael	LB	1979-86	105	78	Washington
Jackson, Terry	CB	1984-85	32	0	San Diego State
James, Toran	LB	1998	#0	0	North Carolina A&T
Jefferson, James	CB	1989-93	58	3	Texas A&I
Jenkins, Melvin	CB	1987-90	60	20	Cincinnati
Jodat, Jim	FB	1980-81	28	18	Carthage
Johns, Paul	WR	1981-84	40	18	Tulsa
Johnson, Gregory	CB	1981-83, 86	56	3	Oklahoma State
Johnson, Johnnie	S	1989	3	1	Texas
Johnson, M.L.	LB	1987-89	37	9	Hawaii
Johnson, Norm	K	1982-90	134	0	UCLA
Johnson, Tracy	FB	1992-95	63	15	Clemson
Jolley, Gordon	G-T	1976-77	26	15	Utah
Jones, Ernie	CB	1976	9	3	Miami
Jones, Horace	DE	1977	1	0	Louisville
Jones, James	FB	1989-92	50	7	Florida
Jones, Mike	LB	1977	12	0	Jackson State
Jones, Mike	TE	1992	4	1	Texas A&M
Jones, Rod	TE	1989	4	0	Washington
Jones, Selwyn	CB	1995-96	31	1	Colorado State
Jones, Walter	T	1997-98	28	28	Florida State
Joseph, Kerry	S	1998	16	0	McNeese State
Joyce, Matt	G	1995	16	13	Richmond
Juma, Kevin	WR	1987	3	2	Idaho
Junior, E.J.	LB	1992-93	9	0	Alabama
Junkin, Trey	TE	1990-95	92	2	Louisiana Tech
Justin, Kerry	CB	1978-83, 86-87	105	35	Oregon State

K

Kaiser, John	LB	1984-86	48	0	Arizona
Kane, Tommy	WR	1988-92	46	26	Syracuse
Kasay, John	K	1991-94	64	0	Georgia

James was inactive three games

Kauahi, Kani	C	1982-86	60	5	Hawaii
Kaumeyer, Thom	S	1989-90	8	0	Oregon
Keel, Mark	TE	1987	3	3	Arizona
Keim, Mike	T	1992-95	27	0	Brigham Young
Kemp, Jeff	QB	1987-91	55	7	Dartmouth
Kendall, Pete	G	1996-98	44	43	Boston College
Kennedy, Cortez	DT	1990-98	135	121	Miami
Kinlaw, Reggie	NT	1985-86	30	5	Oklahoma
Kitna, Jon	QB	1997-98	9	6	Central Washington
Kraayeveld, Dave	DE-DT	1978	12	0	Milton
Krieg, Dave	QB	1980-91	129	116	Milton
Kuehn, Art	C-G	1976-82	98	33	UCLA
Kyle, Jason	LB	1995-98	48	0	Arizona

L

LaBounty, Matt	DE	1996-98	35	6	Oregon
Lambert, Dion	S	1994-95	1	1	UCLA
Lane, Eric	FB-RB	1981-87	97	12	Brigham Young
Largent, Steve	WR	1976-89	200	197	Tulsa
Laughton, Jim	TE	1986	6	0	San Diego State
Lavine, Paul	LB	1987	3	1	Utah State
Le Bel, Harper	TE	1989	16	0	Colorado State
Lee, Ronnie	T	1990-92	34	21	Baylor
Lewis, Will	CB	1980-81	26	0	Millersville State
Leyboldt, John	K	1976-78	25	0	No College
Lincoln, Jeremy	CB	1997	12	3	Tennessee
Lindley, David	QB	1987	*0	0	Linfield
Logan, James	LB	1995-98	31	2	Memphis
Long, Doug	WR	1977-78	16	0	Whitworth
Loville, Derek	RB	1990-91	27	1	Oregon
Lurtsema, Bob	DE-DT	1976-77	27	25	Western Michigan
Lynch, Tom	G	1977-80	60	48	Boston College

M

Mack, Kim	S	1987	1	0	Florida State
Mangiero, Dino	NT	1984	15	0	Rutgers
Marinaro, Ed	FB	1977	2	0	Cornell
Martin, Amos	LB	1977	2	0	Louisville
Martin, Kelvin	WR	1993-94	32	29	Boston College
Mathison, Bruce	QB	1987	3	2	Nebraska
Mattes, Ron	T	1986-90	75	59	Virginia
Matthews, Al	S	1976	14	14	Texas A&I
Mawae, Kevin	C-G	1994-97	62	59	Louisiana State
Maxwell, Vernon	LB	1989	9	7	Arizona State
May, Deems	TE	1997-98	32	0	North Carolina
Mayes, Rueben	RB	1992-93	17	0	Washington State
McAlister, Ken	S	1982-83	11	0	San Francisco
McCloughan, Dave	CB-S	1993-94	28	12	Colorado
McCrary, Michael	DE	1993-96	58	13	Wake Forest
McCullum, Sam	WR	1976-81	91	78	Montana State
McCutcheon, Lawrence	FB	1980	8	1	Colorado State
McDaniel, Terry	CB	1998	9	0	Tennessee
McElroy, Vann	S	1990	10	0	Baylor
McEndoo, Jason	C	1998	1	0	Washington State
McGrath, Mark	WR	1981	6	0	Montana State
McGwire, Dan	QB	1991-94	12	5	San Diego State
McKenzie, Reggie	G	1983-84	24	22	Michigan
McKinnis, Hugh	FB	1976	11	5	Arizona State
McKnight, James	WR	1994-98	60	7	Liberty
McMakin, John	TE	1976	12	1	Clemson
McMillan, Eddie	CB	1976-77	28	28	Florida State
McMillian, Henry	DE	1995-96	4	0	Florida
McNeal, Travis	TE	1989-91	48	24	Tenn-Chattanooga
McShane, Charles	LB	1977-79	29	0	Cal Lutheran
McVeigh, John	LB	1987	3	3	Miami

Merriman, Sam	LB	1983-87	71	1	Idaho
Metzelaars, Pete	TE	1982-84	34	13	Wabash
Mili, Itula	TE	1998	7	0	BYU
Millard, Bryan	G-T	1984-91	121	99	Texas
Millard, Keith	DT	1992	2	0	Washington State
Miller, Darrin	LB	1988-89	32	0	Tennessee
Miller, Donald	LB	1990	7	0	Idaho State
Miller, Terry	RB	1981	1	0	Oklahoma State
Minor, Vic	S	1980-81	20	0	Northeast Louisiana
Mirer, Rick	QB	1993-96	55	51	Notre Dame
Mitz, Alonzo	DE	1986-89	40	7	Florida
Montgomery, Glenn	DT	1996	7	1	Houston
Moody, Michael	T	1994	*0	0	Southern California
Moon, Warren	QB	1997-98	25	24	Washington
Moore, Alvin	RB	1987	1	0	Arizona State
Moore, Jeff	RB	1979-81	32	3	Jackson State
Moore, Mark	S	1987	5	0	Oklahoma State
Morris, Michael	LS	1990	4	0	N.E. Missouri State
Morris, Randall	RB	1984-88	61	2	Tennessee
Morton, Michael	RB	1987	2	0	Nevada-Las Vegas
Moss, Winston	LB	1995-97	46	46	Miami
Moyer, Paul	S	1983-89	98	30	Arizona State
Munson, Bill	QB	1976	6	0	Utah State
Murphy, Kevin	LB	1993	14	10	Oklahoma
Myer, Steve	QB	1976-79	13	4	New Mexico
Myles, DeShone	LB	1998	12	7	Nevada

N

Nash, Joe	DT-NT	1982-96	218	169	Boston College
Nelson, Ralph	RB	1976	7	3	No College
Newbill, Richard	LB	1990-92	10	0	Miami
Newton, Bob	G	1976-81	82	66	Nebraska
Niehaus, Steve	DE-DT	1976-78	36	20	Notre Dame
Norman, Joe	LB	1979-81, 83	50	10	Indiana
Norman, Todd	G	1995	*0	0	Notre Dame
O'Brien, Mike	S	1979	3	0	California
O'Callaghan, John	TE	1987	1	0	San Diego State
Olds, Bill	FB	1976	1	1	Nebraska
Orns, Fred	LB	1987	2	0	Chapman College

P

Packer, Walter	CB-KR	1977	10	0	Mississippi State
Pardridge, Curt	WR	1987	3	0	Northern Illinois
Parker, Riddick	DT	1997-98	19	0	North Carolina
Parros, Rick	FB-RB	1985, 1987	5	1	Utah State
Peets, Brian	TE	1978-79	25	14	Pacific
Penchion, Bob	G	1976	13	13	Alcorn A&M
Perryman, Dean	C	1987	1	0	Washington
Peterson, Todd	K	1995-98	64	0	Georgia
Polowski, Larry	LB	1979	14	0	Boise State
Porter, Rufus	LB	1988-94	98	67	Southern
Powell, Alvin	G	1987-88	18	0	Winston-Salem State
Pratt, Robert	G	1982-85	52	52	North Carolina
Preece, Steve	S	1977	14	14	Oregon State
Price, Ernie	DE	1978-79	16	15	Texas A&I
Pritchard, Mike	WR	1996-98	48	35	Colorado
Proehl, Ricky	WR	1995-96	24	7	Wake Forest

R

Raible, Steve	WR	1976-81	83	8	Georgia Tech
Ramsey, Greg	DE	1987	2	0	Fresno State
Rayhle, Fred	TE	1977	2	0	Tenn-Chattanooga
Reece, Geoff	C	1977	5	0	Washington State
Rennaker, Terry	LB	1980	15	0	Stanford
Richards, Howard	T	1987	2	2	Missouri
Richardson, C.J.	S	1997	15	0	Miami
Richardson, Kyle	P	1997	2	0	Arkansas State

Ridle, Elston	DE	1989	2	0	Nevada-Reno
Riley, Patrick	DT	1996	*0	0	Miami
Roberts, Ray	T	1992-95	57	46	Virginia
Robinson, Eugene	S	1985-95	170	152	Colgate
Robinson, Rafael	S	1992-95	51	5	Wisconsin
Robinson, Shelton	LB	1982-85	56	35	North Carolina
Roche, Alden	DE	1977-78	21	12	Southern
Rodgers, Tyrone	DT	1992-94	37	0	Washington
Rodriguez, Ruben	P	1987-89	44	0	Arizona
Romes, Charles	CB	1987	#0	0	No. Carolina Central
Ross, Dan	TE	1985	10	5	Northeastern
Ross, Oliver	RB	1976	14	10	Alabama A&M
Rusk, Reggie	CB	1997-98	2	0	Kentucky

S

Sager, Ken	TE	1987	3	1	Western Washington
Saleaumua, Dan	DT	1997-98	27	15	Arizona State
Salisbury, Sean	QB	1986	0	0	Southern California
Sandifer, Bill	DT	1977-78	16	15	UCLA
Sanford, Rick	S	1985	5	0	South Carolina
Sawyer, John	TE	1977-78, 80-82	65	39	Southern Mississippi
Scales, Dwight	WR	1984	4	0	Grambling
Scholtz, Bruce	LB	1982-88	96	95	Texas
Schreiber, Adam	G	1984	6	0	Texas
Scoggins, Ron	T	1987	3	0	Nevada-Las Vegas
Seigler, Dexter	CB	1996-97	14	0	Miami
Sevy, Jeff	G-T	1979-80	19	5	California
Shaw, Bobby	WR	1998	1	0	California
Shaw, Rickie	T	1993	*0	0	North Carolina
Simmons, Anthony	LB	1998	12	4	Clemson
Simonson, Dave	T	1976	5	0	Minnesota
Simpson, Keith	CB-S	1978-85	108	70	Memphis State
Sims, David	FB-RB	1977-79	29	12	Georgia Tech
Sims, Jack	G	1987	3	2	Hawaii
Sinclair, Michael	DE	1991-98	97	57	Eastern New Mexico
Singer, Curt	T	1986, 90-91	24	0	Tennessee
Skansi, Paul	WR	1984-91	100	2	Washington
Skow, Jim	DE	1991	11	1	Nebraska
Smith, Dallis	S	1987	3	3	Valdosta State
Smith, Darrin	LB	1998	13	12	Miami
Smith, Lamar	RB	1994-97	43	4	Houston
Smith, Sherman	RB	1976-82	82	68	Miami, Ohio
Smith, Steve	FB	1994-95	25	7	Penn State
Snell, Donald	WR	1987	1	0	Virginia Tech
Spagnola, John	TE	1988	16	4	Yale
Speer, Del	S	1994	1	0	Florida
Springs, Shawn	CB	1997-98	26	26	Ohio State
Spitulski, Bob	LB	1992-94	26	1	Central Florida
Stark, Chad	FB	1987	2	0	North Dakota State
Stark, Rohn	P	1997	4	0	Florida State
Stephens, Rod	LB	1989-94	75	34	Georgia Tech
Stokes, Eric	S	1997-98	11	0	Nebraska
Stowe, Tyrone	LB	1995	6	6	Rutgers
Strong, Mack	RB	1994-98	70	30	Georgia
Stouffer, Kelly	QB	1988-92	22	16	Colorado State
Strozier, Wilbur	TE	1987	12	3	Georgia
Sutherland, Doug	DT	1981	16	6	Wisconsin-Superior
Sweeney, Jim	C	1995	16	16	Pittsburgh

T

Taylor, Terry	CB	1984-88, 94	79	55	Southern Illinois
Teal, Jimmy	WR	1987-88	6	2	Texas A&M
Terry, Joe	LB	1987	2	0	Cal State-Hayward
Testerman, Don	FB	1976-78	44	26	Clemson
Thomas, Doug	WR	1991-93	39	4	Clemson
Thomas, Fred	CB	1996-98	44	5	Tennessee-Martin
Thomas, Garth	G	1987	1	1	Washington
Thomas, Ricky	S	1987	1	1	Alabama
Thomas, Robb	WR	1992-95	62	3	Oregon State
Thomas, Rodell	LB	1981-82	19	1	Alabama State
Tice, Mike	TE	1981-88, 90-91	130	83	Maryland
Tipton, Dave	DE	1976	12	12	Stanford
Tipton, Rico	LB	1987	3	2	Washington State

Tofflemire, Joe	C	1989-94	33	16	Arizona
Torretta, Gino	QB	1996-97	1	0	Miami
Treggs, Brian	WR	1992	2	0	California
Tuatagaloa, Natu	DE	1992-93	30	15	California
Tuiasosopo, Manu	DT-DE-NT	1979-83	73	64	UCLA
Turner, Daryl	WR	1984-87	59	40	Michigan State
Turner, Kevin	LB	1981	8	0	Pacific
Tuten, Rick	P	1991-97	101	0	Florida State
Tyler, Robert	TE	1989	9	9	South Carolina State

U

Unverzagt, Eric	LB	1996-97	9	0	Wisconsin
-----------------	----	---------	---	---	-----------

V

Vaughn, Jon	RB	1993-94	26	2	Michigan
-------------	----	---------	----	---	----------

W

Wagner, Vince	K	1981	*0	0	Northwestern, Minn.
Waits, Alex	P	1991	3	0	Texas
Walker, Byron	WR	1982-86	58	3	Citadel
Walker, Tim	LB	1980	16	0	Savannah State
Walsh, Jim	FB	1980	4	0	San Jose State
Warner, Curt	RB	1983-89	93	92	Penn State
Warren, Chris	RB	1990-97	123	89	Ferrum
Warren, Terrence	WR	1993-94	16	0	Hampton University
Watters, Orlando	CB	1994	16	8	Arkansas
Watters, Ricky	RB	1998	16	16	Notre Dame
Weaver, Herman	P	1977-80	61	0	Tulsa
Weber, Roger	G	1987	*0	0	Kent State
Webster, Cornell	CB	1977-80	52	33	Tulsa
Weiner, Todd	T	1998	6	0	Kansas State
Wells, Dean	LB	1993-98	84	50	Kentucky
Werner, Matt	DE	1994	*0	0	UCLA
West, Jeff	P	1981-85	58	0	Cincinnati
Wheat, Warren	G	1989-91	16	7	Brigham Young
White, Chris	S	1987	1	0	Tennessee
White, Jim	DE	1976	2	0	Colorado State
White, Mike	DT	1981-82	20	8	Albany State
Wiley, Charles	DT	1987	1	1	Nevada-Las Vegas
Williams, Brent	DE	1994-95	21	19	Toledo
Williams, Darryl	S	1996-98	48	48	Miami
Williams, Eugene	LB	1982-83	13	1	Tulsa
Williams, Grant	T	1996-98	40	8	Louisiana Tech
Williams, James	FB	1987	1	0	Fresno State
Williams, John	FB	1985	2	0	Wisconsin
Williams, John L.	FB	1986-93	123	115	Florida
Williams, Lester	NT	1987	2	0	Miami
Williams, Ronnie	TE	1996	13	3	Oklahoma State
Williams, Willie	CB	1997-98	30	30	Western Carolina
Willis, Donald	G	1995	*0	0	North Carolina A&T
Wilmer, Ray	S	1984	3	0	Louisiana Tech
Wilson, Robert	WR	1997-98	16	0	Florida A&M
Wilson, Mike	T	1986-89	60	60	Georgia
Wimmer, Gary	LB	1983	3	0	Stanford
Wooden, Terry	LB	1990-96	89	87	Syracuse
Woods, Larry	DT	1976	6	0	Tennessee State
Woods, Tony	LB-DE	1987-92	89	79	Pittsburgh
Woolsey, Rolly	CB	1976	14	11	Boise State
Wyman, David	LB	1987-92	61	56	Stanford

Y


Yarno, John	C	1977-82	74	62	Idaho
Young, Charle	TE	1983-85	45	43	Southern California
Young, Fredd	LB	1984-87	60	41	New Mexico State
Young, Renard	CB	1987	3	3	Nevada-Las Vegas

Z

Zorn, Jim	QB	1976-84	126	100	Cal Poly-Pomona
-----------	----	---------	-----	-----	-----------------

* on active roster, but did not play in a game

1998 SEASON



1998 SEASON

1 Seattle Seahawks 38, Philadelphia Eagles 0 Sunday, September 6, 1998 — Veterans Stadium

The Seattle Seahawks were led by Warren Moon who completed 13-of-21 passes for 204 yards and three scores. Joey Galloway paced the receiving corps with six receptions for a career-high 142 yards while Ricky Watters and rookie runner Ahman Green combined for 167 yards on the ground. Defensively, Seattle used a fierce pass rush to keep the Eagles grounded all day. The unit recorded nine quarterback sacks on the day including multi-sack performances from Michael Sinclair (2.5), Darrin Smith (2.0) and Phillip Daniels (1.5). Smith also paced the defense with a game-high 12 tackles and a fumble recovery. Seattle scored on the Eagles's second possession when second-year cornerback Shawn Springs picked off a Bobby Hoying pass and returned it 42 yards for a 7-0 lead. On the Eagles next possession, Sinclair recorded a sack of Hoying while forcing a fumble (recovered by Sam Adams). Then, Moon hit Galloway for a 25-yard score and a 14-0 Seattle advantage at the half. The Seahawks took the opening kickoff of the second half and used a nine-play 83-yard drive capped by a Moon-to-Mack Strong 11-yard touchdown for a 21-0 lead. After the defense forced a punt, the Seahawks offense used just two plays before Moon and Galloway combined for their second score of the game -- this one from 35 yards out. Todd Peterson kicked a 42-yard field goal to increase the lead to 31-0 with 25 seconds left in the third quarter. Ahman Green capped the day's scoring when he reached the end zone on a 6-yard run to finish a three-play, 70-yard drive in which he accounted for all 70 yards.

Seattle	14	0	17	7	—	38
Philadelphia	0	0	0	0	—	0

SEA 1	6:54	Springs 42 interception return (Peterson kick)
SEA 1	5:58	Galloway 25 pass Moon (Peterson kick) [1-25, 0:06]
SEA 3	10:43	Strong 11 pass Moon (Peterson kick) [9-83, 4:17]
SEA 3	8:54	Galloway 35 pass Moon (Peterson kick) [2-57, 1:03]
SEA 3	0:25	Peterson 42 FG [4-9, 1:57]
SEA 4	13:25	A. Green 6 run (Peterson kick) [3-70, 0:48]
Att.	—	66,418

INDIVIDUAL STATISTICS

RUSHING

Seattle	Att	Yds	LG	TD	Philadelphia	Att	Yds	LG	TD
A. Green	6	100	64	1	Staley	20	95	26	0
Watters	16	67	16	0	Turner	8	54	19	0
Strong	3	14	8	0	Hoying	3	13	8	0
Broussard	5	4	3	0	Walker	1	0	0	0
Moon	1	3	3	0					
R. Brown	1	2	2	0					
Friesz	2	-2	-1	0					
TOTAL	34	188	64	1	TOTAL	32	162	26	0

PASSING

Seattle	A	C	Yds	TD	I	Philadelphia	A	C	Yds	TD	I
Moon	21	13	204	3	0	Hoying	23	9	63	0	1
Friesz	1	1	14	0	0						
TOTAL	22	14	218	3	0	TOTAL	23	9	63	0	1

PASS RECEIVING

Seattle	No	Yds	LG	TD	Philadelphia	No	Yds	LG	TD
Galloway	6	142	35	2	Graham	3	30	12	0
Strong	2	13	11	1	Turner	3	9	9	0
McKnight	1	28	28	0	Soloman	1	13	13	0
Blades	1	14	14	0	Staley	1	6	6	0
Pitcard	1	11	11	0	J. Johnson	1	5	5	0
Fauria	1	9	9	0					
Watters	1	2	2	0					
A. Green	1	-1	-1	0					
TOTAL	14	218	35	3	TOTAL	9	63	13	0

DEFENSE

Seattle — Tackles: D. Smith 12. Sacks: Sinclair 2.5, D. Smith 2, Daniels 1.5, Adams, Collins, Parker 1. Interceptions: Springs (TD) 1. Forced Fumbles: Sinclair, Parker 1. Fumble Recoveries: Adams, D. Smith 1.

Philadelphia — Tackles: Willis 6. Sacks: None. Interceptions: None. Forced Fumbles: None. Fumble Recoveries: None.

TEAM STATISTICS

	Seattle	Philadelphia
Total First Downs	18	14
Third Down Eff.	6/12 50.0%	6/16 37.5%
Total Net Yards	406	174
Total Off. Plays	56	64
Avg. Per Play	7.3	2.7
Net Yards Rushing	188	162
Total Rushing Plays	34	32
Net Yards Passing	218	12
Times Sacked/Yards Lost	0/0	9/51
Pass Atts-Comps-Ints	22-14-0	23-9-1
Punts -No. And Avg.	4-43.3	9-42.4
Penalties-No. And Yards	6-50	2-12
Fumbles-No. And Lost	2-0	3-2
Touchdowns	5	0
Field Goals Made-Att	1-1	0-0
Time Of Possession	29:23	30:37

2 Seattle Seahawks 33, Arizona Cardinals 14 Sunday, September 13, 1998 — Kingdome

The Seattle Seahawks defeated the Arizona Cardinals 33-14 in front of 57,678 fans at Seattle's Kingdome. The Seahawks got on the board when Todd Peterson connected on a 51-yard boot for a 3-0 lead with 6:10 left in the first quarter. On the Cardinals next play from scrimmage, Willie Williams intercepted a Jake Plummer pass and returned it 28 yards for a score and a 10-0 advantage. Early in the second quarter, the Seahawks pieced together another scoring drive that culminated with a Warren Moon-to-Mack Strong 4-yard touchdown pass and a Seahawks 17-0 lead. Later in the half, Seattle moved 67 yards on 13 plays before Peterson hit his second offering of the game, from 22 yards out, as time expired for a 20-0 halftime lead. Adrian Murrell's 4-yard touchdown run opened the second half scoring and cut the Seahawks lead to 20-7. Seattle responded a few series later when they moved 39 yards on five plays before Warren Moon found Joey Galloway for a 9-yard score on the six. After a failed two-point attempt, the Seahawks led 26-7 with 12:03 left in the contest. The defense took over again, when Shawn Springs picked off a Plummer pass intended for Frank Sanders and returned it 56 yards for a touchdown and a 33-7 advantage. The Cardinals scored late in the last quarter for the game's final score.

	Arizona	0	0	7	7	—	14
	Seattle	10	10	0	13	—	33
SEA 1	6:10	Peterson 51 FG [11-46, 4:37]					
SEA 1	5:50	W. Williams 28 interception return (Peterson kick)					
SEA 2	10:03	Strong 4 pass Moon (Peterson kick) [4-72, 2:00]					
SEA 2	0:00	Peterson 22 FG [13-67, 7:17]					
ARZ 3	9:37	Murrell 4 run (Nedney kick) [9-62, 4:20]					
SEA 4	14:13	Galloway 9 pass Moon (two-point conversion no good) [6-48, 2:42]					
SEA 4	12:03	Springs 56 interception retrun (Peterson kick)					
ARZ 4	4:07	Gedney 23 pass Plummer (Nedney kick) [6-28, 2:01]					
Att.	—	57,678					

INDIVIDUAL STATISTICS

RUSHING

Arizona	Att	Yds	LG	TD	Seattle	Att	Yds	LG	TD
Murrell	20	79	11	1	Watters	22	105	17	0
Plummer	3	23	11	0	Green	7	21	8	0
Pitman	2	7	5	0	Galloway	1	-3	-3	0
Centers	1	2	2	0	Moon	1	0	0	0
					Strong	1	0	0	0
TOTAL	26	111	11	1	TOTAL	32	123	17	0

PASSING

Arizona	A	C	Yds	TD	I	Seattle	A	C	Yds	TD	I
Plummer	36	22	204	1	3	Moon	23	14	146	2	0
TOTAL	36	22	204	1	3	TOTAL	23	14	146	2	0

PASS RECEIVING

Arizona	No	Yds	LG	TD	Seattle	No	Yds	LG	TD
Centers	7	54	19	0	Pritchard	3	54	23	0
Sanders	4	43	16	0	Blades	3	23	11	0
Metcalf	3	28	13	0	McKnight	2	26	15	0
Moore	2	29	22	0	Galloway	2	20	11	1
Gedney	2	25	23	1	Strong	2	12	8	1
McWilliams	2	13	7	0	Watters	2	11	11	0
Brock	1	7	7	0					
Murrell	1	5	5	0					
TOTAL	22	204	23	1	TOTAL	14	146	23	2

DEFENSE

Arizona — Tackles: McKinnon 7. Sacks: Knight, Miller, Swann 1.0. Interceptions: None. Forced Fumbles: Knight, Swann 1. Fumble Recoveries: Miller, Wadsworth 1.

Seattle — Tackles: Smith, 10. Sacks: Sinclair, D. Smith 2.0, Bellamy, LaBounty 1.0, C. Brown 0.5. Interceptions: Collins, Springs (TD), W. Williams (TD) 1. Forced Fumbles: D. Smith, Bellamy 1. Fumble Recoveries: P. Daniels 1.

TEAM STATISTICS

	Arizona	Seattle
Total First Downs	17	16
Third Down Eff.	5-15 33.3%	3/11 27.3%
Total Net Yards	274	244
Total Off. Plays	69	58
Avg. Per Play	4.0	4.2
Net Yards Rushing	111	123
Total Rushing Plays	26	32
Net Yards Passing	163	121
Times Sacked/Yards Lost	7/41	3/25
Pass Atts-Comps-Ints	36-22-3	23-14-0
Punts -No. And Avg.	6-39	4-41
Penalties-No. And Yards	7-98	5-34
Fumbles-No. And Lost	2-1	4-2
Touchdowns	2	4
Field Goals Made-Att	0-0	2-2
Time Of Possession	31:33	28:27

3 Seattle Seahawks 24, Washington Redskins 14

Sunday, September 20, 1998 — Kingdome

The Seattle Seahawks defeated the Washington Redskins 24-14 in front of 63,336 fans at Seattle's Kingdome. The Seahawks jumped out to a 7-0 lead 15 seconds into the contest when Steve Broussard took the game's opening kickoff and returned it 90 yards for a touchdown. The Redskins tied the game with six minutes left in the first quarter, when Trent Green connected with Michael Westbrook for a 36-yard scoring play and 7-7 tie. The game stayed that way until Todd Peterson put the Seahawks ahead 10-7 when he hit on a 32-yard effort with 1:11 remaining in the first half. The Redskins opened the second half with the ball, but Seattle's Darrin Smith intercepted a Green pass on the team's second play from scrimmage and the Seahawks took over at Washington's 19-yard line. Two plays later, Ricky Watters raced around the right end for a 13-yard touchdown and a 17-7 Seahawks advantage. The Seahawks would score again when Warren Moon hit Mike Pritchard for a 21-yard score and a 24-7 Seattle lead with 8:12 left in the third quarter. The Redskins scored the game's final touchdown when Green again found Westbrook, this time from 26 yards out, with 29 seconds left in the contest.

Washington	7	0	0	7	—	14
Seattle	7	3	14	0	—	24

SEA	1	14:45	Broussard 90 kickoff return (Peterson kick)
WAS	1	6:09	Westbrook 36 pass Green (Akers kick) [7-68, 3:23]
SEA	2	1:11	Peterson 32 FG [8-47, 2:44]
SEA	3	12:38	Watters 13 run (Peterson kick) [2-19, 1:32]
SEA	3	8:12	Pritchard 21 pass Moon (Peterson kick) [6-73, 3:08]
WAS	4	0:31	Westbrook 26 pass Green (Akers kick) [4-61, 1:28]
Att.	—	63,336	

INDIVIDUAL STATISTICS

RUSHING

Washington	Att	Yds	LG	TD	Seattle	Att	Yds	LG	TD
Allen	20	92	20	0	Watters	24	136	33	1
Bowie	1	4	4	0	Green	6	26	7	0
					Strong	1	2	2	0
					Moon	1	-1	-1	0
TOTAL	21	96	20	0	TOTAL	32	163	33	1

PASSING

Washington	A	C	Yds	TD	I	Seattle	A	C	Yds	TD	I
Green	54	27	383	2	2	Moon	33	16	141	1	0
TOTAL	54	27	383	2	2	TOTAL	33	16	141	1	0

PASS RECEIVING

Washington	No	Yds	LG	TD	Seattle	No	Yds	LG	TD
Westbrook	7	132	36	2	Watters	6	45	11	0
Shepherd	5	69	20	0	Pritchard	3	47	21	1
Mitchell	5	40	14	0	Fauria	3	18	11	0
Asher	4	74	28	0	McKnight	2	26	16	0
Bowie	2	18	17	0	Galloway	1	5	5	0
Connell	2	16	13	0	Green	1	0	0	0
C. Thomas	1	23	23	0					
Allen	1	11	11	0					
TOTAL	27	383	36	2	TOTAL	16	141	21	1

DEFENSE

Washington — Tackles: Patton 11. Sacks: Wilkenson, Pounds 0.5. Interceptions: None. Forced Fumbles: None. Fumble Recoveries: None.

Seattle — Tackles: Logan 11. Sacks: Logan, Sinclair 1, C. Brown, Collins 0.5. Interceptions: Bellamy, D. Smith 1. Forced Fumbles: Sinclair, D. Williams 1. Fumble Recoveries: Bellamy 1.

TEAM STATISTICS

	Washington	Seattle
Total First Downs	27	16
Third Down Eff.	4/15 26.7%	5/15 33.3%
Total Net Yards	465	299
Total Off. Plays	78	66
Avg. Per Play	6.0	4.5
Net Yards Rushing	96	163
Total Rushing Plays	21	32
Net Yards Passing	369	136
Times Sacked/Yards Lost	3/14	1/5
Pass Atts-Comps-Ints	54-27-2	33-16-0
Punts -No. And Avg.	5-43	7-46
Penalties-No. And Yards	6-40	7-71
Fumbles-No. And Lost	2-1	0-0
Touchdowns	2	3
Field Goals Made-Att	0-2	1-2
Time Of Possession	28:25	31:35

4 Pittsburgh Steelers 13, Seattle Seahawks 10

Sunday, September 27, 1998 — Three Rivers Stadium

The Seattle Seahawks couldn't overcome four turnovers as they suffered their first loss of the season when they fell to the Pittsburgh Steelers, 13-10, at Three Rivers Stadium. The Steelers, 42-8 at home under Bill Cowher, got on the board first when Norm Johnson connected on a 33-yard field goal after the Steelers recovered a Mike Pritchard fumble at Seattle's 20-yard line. The Seahawks opened the second quarter with a Warren Moon-to-Christian Fauria 14-yard score and a Seattle 7-3 lead. Pittsburgh came back when Chris Fuamatu-Ma'afala scored on a 10-yard run with 4:26 left in the first half which put the Steelers up 10-7. The Steelers capitalized on another Seahawks turnover midway through the third quarter when Chris Oldham recovered a Mack Strong fumble and returned it 22 yards to the Seattle 15-yard line. Again, the defense forced a field goal when Johnson hit from 25 yards out four plays later to put the Steelers in front 13-7. The Seahawks responded with a Todd Peterson 47-yard field goal, cutting the Steelers advantage to 13-10 with 1:32 left in the third quarter. The Seahawks would get the ball three more times but move no closer than the Pittsburgh 32-yard line. Peterson was wide right from 52 yards out with 4:38 to play in the contest.

	Seattle	0	7	3	0	—	10
	Pittsburgh	3	7	3	0	—	13
PIT	1	0:32	Johnson 33 FG [4-5, 1:21]				
SEA	2	12:39	Fauria 14 pass Moon (Peterson kick) [6-72, 2:53]				
PIT	2	4:26	Fuamatu-Ma'afala 10 run (Johnson kick) [13-82, 8:13]				
PIT	3	6:24	Johnson 25 FG [4-8, 1:33]				
SEA	3	1:32	Peterson 47 FG [9-48, 4:52]				
Att.	—	58,413					

INDIVIDUAL STATISTICS

Seattle	Att	Yds	LG	TD	RUSHING				
					Pittsburgh	Att	Yds	LG	TD
Watters	17	47	12	0	Bettis	28	138	23	0
Strong	3	14	9	0	Stewart	11	22	10	0
Moon	1	0	0	0	Hawkins	2	12	14	0
					Fuamatu-Ma'afala	1	10	10	1
					Witman	1	2	2	0
					Huntley	2	1	3	0
TOTAL	21	61	12	0	TOTAL	45	185	23	1

Seattle	A	C	Yds	TD	I	PASSING					
						Pittsburgh	A	C	Yds	TD	I
Moon	27	14	183	1	1	Stewart	25	16	108	0	0
TOTAL	27	14	183	1	1	TOTAL	25	16	108	0	0

Seattle	No	Yds	LG	TD	PASS RECEIVING				
					Pittsburgh	No	Yds	LG	TD
Galloway	7	139	40	0	Hawkins	5	42	15	0
Watters	3	5	6	0	Blackwell	3	19	7	0
Pritchard	1	15	15	0	Johnson	2	19	14	0
Fauria	1	14	14	1	Bettis	2	-4	4	0
McKnight	1	7	7	0	Coleman	1	13	13	0
Strong	1	3	3	0	Fuamatu-Ma'afala	1	8	8	0
					Witman	1	7	7	0
					Bishop	1	4	4	0
TOTAL	14	183	40	1	TOTAL	16	108	15	0

DEFENSE

Seattle — Tackles: C. Brown 14. Sacks: C. Brown, Sinclair 1. Interceptions: None. Forced Fumbles: None. Fumble Recoveries: None.

Pittsburgh — Tackles: Kirkland 10. Sacks: Gildon 2, Henry, Kirkland 1. Interceptions: Washington 1. Forced Fumbles: Emmons, Gildon, Kirkland, Simmons 1. Fumble Recoveries: L. Brown, Lake, Oldham 1.

TEAM STATISTICS

	Seattle	Pittsburgh
Total First Downs	14	16
Third Down Eff.	3/11 27.3%	8/18 44.4%
Total Net Yards	230	285
Total Off. Plays	52	72
Avg. Per Play	4.4	4.0
Net Yards Rushing	61	185
Total Rushing Plays	21	45
Net Yards Passing	169	100
Times Sacked/Yards Lost	4/14	2/8
Pass Atts-Comps-Ints	27-14-1	25-16-0
Punts -No. And Avg.	3-43	5-42
Penalties-No. And Yards	2-5	7-57
Fumbles-No. And Lost	4-3	0-0
Touchdowns	1	1
Field Goals Made-Att	1-2	2-3
Time Of Possession	21:51	38:09

5

Kansas City Chiefs 17, Seattle Seahawks 6 Sunday, October 4, 1998 — Arrowhead Stadium

The Seahawks dropped their second-consecutive road game when the Kansas City Chiefs handed them a 17-6 loss at Arrowhead Stadium. The game was played during a torrid rainstorm and was delayed 54 minutes for lightning. Both teams combined for nine turnovers. The Seahawks got on the board first when Phillip Daniels recovered a Rich Gannon fumble at the Chiefs' 16-yard line. Todd Peterson connected from 22 yards out three plays later to give the Seahawks a 3-0 lead. The Chiefs tied the score at 3-3 when Pete Stoyanovich knocked through a 22-yard effort to close the first quarter. The game was suspended due to lightning for 54 minutes midway through the second period. After play resumed, Seattle's John Friesz replaced Warren Moon (cracked rib) at quarterback. Friesz was intercepted on the club's second series after the play stoppage and a face mask penalty moved the Chiefs to the Seahawks' 17-yard line. Gannon scored on a bootleg from 4 yards out on third-down-and-goal and the Chiefs moved out to a 10-3 lead at the half. The halftime lasted just six minutes (in an effort to assure the game's completion). The Seahawks took the opening kick of the second half and marched 33 yards on six plays before being forced to punt. The Chiefs took over at their 15-yard line and three plays later, Seattle's Darrin Smith sacked Gannon, forced a fumble and recovered it at the Chiefs' 7-yard line. However, the Seahawks were forced to settle for a Peterson 28-yard field goal, cutting the Chiefs advantage to 10-6. With 36 seconds left in the third quarter, Kansas City struck again when Gannon found Andre Rison for an 80-yard score and a 17-6 Chiefs edge. Seven fumbles and two interceptions marred the game. The Seahawks would get inside the Chiefs' 20-yard line one more time, when first-year safety Kerry Joseph returned a punt 66 yards to the Kansas City 16-yard line with 9:27 remaining in the game, but were unable to capitalize when Peterson's 38-yard attempt was wide left.

Seattle	3	0	3	0	—	6
Kansas City	3	7	7	0	—	17

SEA	1	12:05	Peterson 22 FG [5-12, 1:50]
KC	1	0:50	Stoyanovich 22 FG [10-45, 6:16]
KC	2	0:13	Gannon 4 run (Stoyanovich kick) [6-17, 2:24]
SEA	3	10:01	Peterson 28 FG [4-3, 1:31]
KC	3	0:24	Rison 80 pass Gannon (Stoyanovich kick) [1-80, 0:12]
Att.	—	66,418	

INDIVIDUAL STATISTICS

RUSHING

Seattle	Att	Yds	LG	TD	Kansas City	Att	Yds	LG	TD
Watters	22	59	13	0	Bennett	17	62	14	0
Kitna	1	11	11	0	Shehee	11	28	10	0
Galloway	1	2	2	0	Anders	5	17	9	0
Strong	1	2	2	0	Richardson	4	13	6	0
Moon	1	-1	-1	0	Gannon	5	11	7	1
TOTAL	26	73	13	0	TOTAL	42	131	14	1

PASSING

Seattle	A	C	Yds	TD	I	Kansas City	A	C	Yds	TDI
Friesz	19	8	52	0	1	Gannon	19	12	142	10
Kitna	12	3	42	0	1					
Moon	2	0	0	0	0					
TOTAL	33	11	94	0	2	TOTAL	19	12	142	10

PASS RECEIVING

Seattle	No	Yds	LG	TD	Kansas City	No	Yds	LG	TD
Galloway	5	50	16	0	Rison	4	90	80	1
Watters	2	-6	1	0	Gonzalez	3	18	11	0
Broussard	1	16	16	0	Horn	1	13	13	0
McKnight	1	16	16	0	Alexander	1	9	9	0
Fauria	1	13	13	0	Anders	1	5	5	0
May	1	5	5	0	Shields	1	4	4	0
					Bennett	1	3	3	0
TOTAL	11	94	16	0	TOTAL	12	142	80	1

DEFENSE

Seattle — Tackles: C. Brown 11. Sacks: C. Brown, D. Smith 1. Interceptions: None. Forced Fumbles: Sinclair, Springs 1. Fumble Recoveries: D. Williams 3, Daniels, D. Smith 1.

Kansas City — Tackles: Five with 5. Sacks: None. Interceptions: Carter, Hasty 1. Forced Fumbles: Carter, Edwards, Woods 1. Fumble Recoveries: Hasty, O'Neal 1.

TEAM STATISTICS

	Seattle	Kansas City
Total First Downs	10	12
Third Down Eff.	2/14 14.3%	6/18 33.3%
Total Net Yards	167	251
Total Off. Plays	59	65
Avg. Per Play	2.8	3.9
Net Yards Rushing	73	131
Total Rushing Plays	26	42
Net Yards Passing	94	120
Times Sacked/Yards Lost	0/0	4/22
Pass Atts-Comps-Ints	33-11-2	19-12-0
Punts -No. And Avg.	7-44	7-41
Penalties-No. And Yards	12-88	5-48
Fumbles-No. And Lost	3-2	5-5
Touchdowns	0	2
Field Goals Made-Att	2-3	1-1
Time Of Possession	26:12	33:48

6

Denver Broncos 21, Seattle Seahawks 16 Sunday, October 11, 1998 — Kingdome

The Seahawks dropped their third-consecutive game, all by a total of 19 points, versus the Denver Broncos, 21-16. The game featured a 263-yard passing effort by the Seahawks, two quarterbacks and two interceptions by an opportunistic defense, but the difference proved to be Denver's Terrell Davis, who rushed for 208 yards and one score. The ground total for Davis is the second most ever given up by Seattle's defense, behind Bo Jackson's 221-yard game versus the Los Angeles Raiders (11/30/87). Denver jumped to an early 14-0 lead on the strength of two John Elway touchdown passes. The first was a 50-yard strike to Rod Smith and the second a 19-yarder to Shannon Sharpe. Less than one minute into the second quarter, however, Seattle's defense stepped-up one more time, to score its fourth touchdown of the year on a Darrin Smith 23-yard interception return. The return touchdown was the second in Smith's career. Seattle then scored first in the second half when Todd Peterson nailed a 23-yard field goal to move the Seahawks to within four points at 14-10. The Broncos responded with a 52-yard drive that ended with Davis' only score of the game, with 13:56 remaining in the fourth quarter. John Friesz replaced Warren Moon (bruised ribs) on the ensuing series and struck gold by hitting Mike Pritchard for a 50-yard touchdown. When the two-point conversion attempt failed, the Seahawks trailed Denver 21-16, which would be the final tally. A late Seattle rally ended at the Broncos' 28-yard line inside of the two-minute warning, when Friesz was intercepted by Glenn Cadrez. In addition to Smith, the defense was led by Chad Brown, who tied a career-high with 14 tackles and one sack, Springs, who intercepted his third pass of the season and Sinclair who registered his eighth sack of the year.

	Denver	14	0	0	7	—	21
	Seattle	0	7	3	6	—	16
DEN 1	7:22	R. Smith 50 pass Elway (Elam kick) [6-88, 3:15]					
DEN 1	2:07	Sharpe 19 pass Elway (Elam kick) [1-19, 0:06]					
SEA 2	14:08	D. Smith 23 interception return (Peterson kick)					
SEA 3	8:24	Peterson 23 FG [14-65, 6:36]					
DEN 4	13:56	Davis 2 run (Elam kick) [7-55, 3:31]					
SEA 4	10:34	Pritchard 50 pass Friesz (two-point conversion no good) [6-77, 3:22]					
Att.	—	66,258					

INDIVIDUAL STATISTICS

Denver	Att	Yds	LG	TD	RUSHING				
					Seattle	Att	Yds	LG	TD
Davis	30	208	70	1	Watters	20	76	14	0
Elway	4	-6	0	0	Strong	2	2	1	0
					Galloway	1	1	1	0
					Moon	1	-2	-2	0
TOTAL	34	202	70	1	TOTAL	24	77	14	0

Denver	A	C	Yds	TD	I	PASSING					
						Seattle	A	C	Yds	TD	I
Elway	27	13	185	2	2	Moon	32	15	154	0	0
						Friesz	8	6	109	1	1
TOTAL	27	13	185	2	2	TOTAL	40	21	263	1	1

Denver	No	Yds	LG	TD	PASS RECEIVING				
					Seattle	No	Yds	LG	TD
Smith	8	136	50	1	Galloway	6	70	23	0
Sharpe	2	31	19	1	Pritchard	4	91	50	1
Griffith	2	13	9	0	Fauria	4	53	16	0
McCaffrey	1	5	5	0	Watters	3	18	9	0
					Strong	2	11	6	0
					McKnight	1	13	13	0
					Blades	1	7	7	0
TOTAL	13	185	50	2	TOTAL	21	263	50	1

DEFENSE

Denver — Tackles: Cadrez 8. Sacks: Hasselbach, Pryce, Tanuvasa 1. Interceptions: Cadrez 1. Forced Fumbles: None. Fumble Recoveries: None.

Seattle — Tackles: C. Brown 14. Sacks: Brown, LaBounty, Sinclair 1.0. Interceptions: D. Smith (TD), Springs 1. Forced Fumbles: None. Fumble Recoveries: None.

TEAM STATISTICS

	Denver		Seattle	
Total First Downs	17		16	
Third Down Eff.	3/12	25.0%	6/17	35.3%
Total Net Yards	373		319	
Total Off. Plays	64		67	
Avg. Per Play	5.8		4.8	
Net Yards Rushing	202		77	
Total Rushing Plays	34		24	
Net Yards Passing	171		242	
Times Sacked/Yards Lost	3/14		3/21	
Pass Atts-Comps-Ints	27-13-2		40-21-1	
Punts-No. And Avg.	7-46		9-49	
Penalties-No. And Yards	9-89		12-93	
Fumbles-No. And Lost	2-0		0-0	
Touchdowns	3		2	
Field Goals Made-Att	0-0		1-1	
Time Of Possession	30:33		29:27	

7 Seattle Seahawks 27, San Diego Chargers 20

Sunday, October 25, 1998 — Qualcomm Stadium

The Seahawks defeated the San Diego Chargers 27-20 at San Diego's Qualcomm Stadium. The Seahawks got on the board first when John Friesz, starting for an injured Warren Moon (ribs), found Joey Galloway for an 81-yard touchdown on the team's second possession of the game. The Chargers responded with a John Carney 21-yard field goal. The Seahawks countered when Steve Broussard took the ensuing kickoff and raced 78 yards to the Chargers' 21-yard line. Three plays later, Todd Peterson connected from 40 yards out to increase the Seahawks lead to 10-3 with 8:51 remaining in the first half. After the defense forced the Chargers to go three plays and out, Joey Galloway struck again when he returned a Chargers' punt 74 yards for a touchdown, giving Seattle a 17-3 advantage. The Chargers responded with a 12-play, 63-yard drive that closed the score to 17-10 at halftime. The Chargers tied the score at 17-17 midway through the third period when Natrone Means scored from 1 yard out to cap a 52-yard drive. However, the Seahawks responded with a drive that resulted in a 20-17 lead at the close of the third quarter when Peterson hit from 23 yards away. After the Seahawks defense forced a Chargers punt, the offense pieced together an 81-yard drive that consumed 5:25 and was highlighted by a Galloway 41-yard catch at the Chargers 2-yard line. Two plays later, Ricky Watters scooted in from a yard out to give the Seahawks a 27-17 advantage with 8:43 left in the contest. San Diego then moved 54 yards in 13 plays before Carney nailed a 45-yard effort to close the score to within 27-20. The Chargers received the ball again after a Seattle drive stalled and used 12 plays to move to the Seahawks' 3-yard line with 11 seconds left in the game, but could not capitalize on three pass attempts before time expired.

Seattle	7	10	3	7	—	27
San Diego	0	10	7	3	—	20

SEA	1	8:46	Galloway 81 pass Friesz (Peterson kick) [3-88, 1:23]
SD	2	10:46	Carney 21 FG [11-60, 5:42]
SEA	2	8:51	Peterson 40 FG [4- -1, 1:55]
SEA	2	7:26	Galloway 74 punt return (Peterson kick)
SD	2	0:33	Ricks 5 pass Leaf (Carney kick) [12-63, 6:53]
SD	3	5:35	Means 1 run (Carney kick) [5-52, 2:47]
SEA	3	0:54	Peterson 23 FG [10-47, 4:41]
SEA	4	8:43	Watters 1 run (Peterson kick) [9-81, 5:25]
SD	4	4:16	Carney 45 FG [13-54, 4:27]
Att.	—	58,512	

INDIVIDUAL STATISTICS

RUSHING

Seattle	Att	Yds	LG	TD	San Diego	Att	Yds	LG	TD
Watters	18	32	12	1	Means	27	92	10	1
Friesz	3	7	8	0	Leaf	3	18	9	0
Green	1	1	1	0	Bynum	1	1	1	0
					Stephens	1	0	0	0
TOTAL	22	40	12	1	TOTAL	32	111	10	1

PASSING

Seattle	A	C	Yds	TD	I	San Diego	A	C	Yds	TD	I
Friesz	21	14	234	1	0	Leaf	52	25	281	1	0
TOTAL	21	14	234	1	0	TOTAL	52	25	281	1	0

PASS RECEIVING

Seattle	No	Yds	LG	TD	San Diego	No	Yds	LG	TD
Watters	5	56	18	0	C. Jones	6	85	23	0
Galloway	4	130	81	1	F. Jones	6	81	24	0
Pritchard	3	34	18	0	Still	6	58	19	0
Blades	1	11	11	0	Ricks	5	55	19	1
Green	1	3	3	0	Means	2	2	3	0
TOTAL	14	234	81	1	TOTAL	25	281	24	1

DEFENSE

Seattle — Tackles: C. Brown 9. Sacks: Sinclair 1. Interceptions: None. Forced Fumbles: None. Fumble Recoveries: None.

San Diego — Tackles: Seau 7. Sacks: None. Interceptions: None. Forced Fumbles: None. Fumble Recoveries: None.

TEAM STATISTICS

	Seattle	San Diego
Total First Downs	14	27
Third Down Eff.	1/8 12.5%	7/17 41.2%
Total Net Yards	274	391
Total Off. Plays	43	85
Avg. Per Play	6.4	4.6
Net Yards Rushing	40	111
Total Rushing Plays	22	32
Net Yards Passing	234	280
Times Sacked/Yards Lost	0/0	1/1
Pass Atts.-Comps.-Ints	21-14-0	52-25-0
Punts-No. And Avg.	4-41	6-47
Penalties-No. And Yards	8-66	10-65
Fumbles-No. And Lost	1-0	0-0
Touchdowns	3	2
Field Goals Made-Att	2-2	2-2
Time Of Possession	21:54	38:06

8

Oakland Raiders 31, Seattle Seahawks 18

Sunday, November 1, 1998 — Kingdome

The Seahawks were defeated by the Oakland Raiders 31-18 in front of a sellout crowd of 66,246 fans at the Kingdome. Todd Peterson connected from 38 yards out to give the Hawks an early 3-0 lead. The Raiders responded with a Donald Hollas-to-Tim Brown 28-yard touchdown pass to put the Raiders in front 7-3. The Seahawks regained the lead late in the second quarter when Warren Moon found Carlester Crumpler for a 1-yard score giving Seattle a 10-7 advantage at the half. The Raiders opened the second half with a Hollas-to-Rickey Dudley 27-yard touchdown pass. Trailing 14-10, Seattle's Moon had his streak of 17 straight completions snapped when Raiders' Albert Lewis grabbed a deflected pass and returned it 74 yards for a touchdown and a 21-10 Oakland lead. Late in the third quarter, the Seahawks offense pieced together a 10-play, 52-yard drive that was capped by a Ricky Watters 1-yard run on fourth-and-goal. The subsequent two-point conversion (Moon to Pritchard) pulled the Seahawks to within 21-18 with 4:35 left in third quarter. After the Seahawks forced an Oakland punt, the Seattle drive stalled when a Moon fumble (forced by Darrell Russell) was recovered by Grady Jackson at the Seahawks' 28-yard line. The Raiders capitalized seven plays later when Greg Davis booted a 35-yard field goal to increase the Raiders' advantage to 24-18. The Raiders scored again when Ronnie Harris fumbled a punt return and the Raiders recovered at the Seahawks 1-yard line with 11:40 left in the contest. Defensively, Chad Brown led the team for the fourth time with nine tackles. Phillip Daniels recorded his second multi-sack game of the season, when he dropped Hollas twice for a loss of 9 yards and also forced a fumble. Darryl Williams started in his 100th career game.

	Oakland	7	0	14	10	—	—	31
	Seattle	3	7	8	0	—	—	18
SEA	1	10:38	Peterson 38 FG [8-60, 4:22]					
OAK	1	6:05	Brown 28 pass Hollas (Davis kick) [8-63, 4:33]					
SEA	2	1:13	Crumpler 1 pass Moon (Peterson kick) [11-69, 4:58]					
OAK	3	12:53	Dudley 27 pass Hollas (Davis kick) [4-68, 2:07]					
OAK	3	10:15	Lewis 74 interception return (Davis kick)					
SEA	3	4:35	Watters 1 run (Pritchard pass Moon) [10-52, 5:40]					
SEA	4	14:48	Davis 35 FG [7-11, 2:26]					
OAK	4	10:56	Ashmore 1 run (Davis kick) [2-1, 0:44]					
Att.	—	66,246						

INDIVIDUAL STATISTICS

RUSHING

Oakland	Att	Yds	LG	TD	Seattle	Att	Yds	LG	TD
Kaufman	22	56	10	0	Watters	18	54	13	1
Williams	8	17	5	0	Galloway	2	13	8	0
Ritchie	1	0	0	0	Green	5	12	9	0
					Moon	3	1	1	0
TOTAL	31	73	10	0	TOTAL	28	80	13	1

PASSING

Oakland	A	C	Yds	TD	I	Seattle	A	C	Yds	TD	I
Hollas	22	12	237	2	1	Moon	39	29	275	1	1
Araguz	1	1	-1	0	0						
TOTAL	23	13	236	2	1	TOTAL	39	29	275	1	1

PASS RECEIVING

Oakland	No	Yds	LG	TD	Seattle	No	Yds	LG	TD
Brown	4	74	28	1	Watters	9	68	24	0
Jett	3	85	47	0	Pritchard	5	60	17	0
Dudley	2	35	27	1	Crumpler	5	49	16	1
Mickens	1	30	30	0	Galloway	5	30	8	0
Ritchie	1	7	7	0	Fauria	4	56	25	0
Kaufman	1	6	6	0	Blades	1	12	12	0
Folston	1	-1	-1	0					
TOTAL	13	236	47	2	TOTAL	29	275	25	1

DEFENSE

Oakland — Tackles: Biekert 10. Sacks: Jackson, Johnstone, Russell 1. Interceptions: Lewis (TD) 1. Forced Fumbles: Jackson, Russell, Woodson 1. Fumble Recoveries: Jackson, Swilling, Walker 1.

Seattle — Tackles: Brown 9. Sacks: Daniels 2, LaBounty 1. Interceptions: W. Williams 1. Forced Fumbles: Daniels, Myles, D. Williams 1. Fumble Recoveries: None.

TEAM STATISTICS

	Oakland	Seattle
Total First Downs	14	22
Third Down Eff.	6/13 46.2%	5/15 33.3%
Total Net Yards	293	333
Total Off. Plays	57	70
Avg. Per Play	5.1	4.8
Net Yards Rushing	73	80
Total Rushing Plays	31	28
Net Yards Passing	220	253
Times Sacked/Yards Lost	3/16	3/22
Pass Atts-Comps-Ints	23-13-1	39-29-1
Punts-No. And Avg.	3-43	2-42
Penalties-No. And Yards	9-65	4-16
Fumbles-No. And Lost	3-0	6-4
Touchdowns	4	2
Field Goals Made-Att	1-1	1-1
Time Of Possession	27:11	32:49

9

Seattle Seahawks 24, Kansas City Chiefs 12 Sunday, November 8, 1998 — Kingdome

The Seattle Seahawks defeated the Kansas City Chiefs 24-12 in front of a soldout crowd of 66,251 in the Kingdome. The Chiefs took the opening kickoff and marched for a Pete Stoyanovich 53-yard field goal and a 3-0 lead. The Seahawks then countered with a Ricky Watters 1-yard score and a 7-3 Seattle lead. The score marked the first time this season the Seahawks had scored a touchdown on their first possession of the game. On Kansas City's next play from scrimmage, Shawn Springs intercepted an Elvis Grbac pass intended for Derrick Alexander and returned it 22 yards to the Chiefs' 6-yard line setting up Watters' second touchdown of the game -- this one also from 1 yard out for a 14-3 advantage. The Chiefs would pull closer when Stoyanovich connected from 38 yards away, cutting the score to 14-6. The Seahawks' Todd Peterson pushed the Seattle lead to 17-6 with a 38-yard effort with two minutes left in the first half. On the Chiefs next possession, Darrin Smith picked off a Grbac pass and returned it 26 yards for a touchdown and a 24-6 Seattle advantage. The two teams played a scoreless third quarter and went more than 13 minutes into the fourth quarter before the Chiefs could muster a scoring drive that culminated with a Rich Gannon touchdown run with three seconds left in the contest for the game's final score.

	Kansas City	3	3	0	6	—	12
	Seattle	14	10	0	0	—	24
KC	1	10:53	Stoyanovich 53 FG [8-41, 4:07]				
SEA	1	5:18	Watters 1 run (Peterson kick) [11-77, 5:35]				
SEA	1	3:44	Watters 1 run (Peterson kick) [3-6, 1:15]				
KC	2	11:50	Stoyanovich 38 FG [9-23, 3:36]				
SEA	2	2:00	Peterson 38 FG [5-46, 1:52]				
SEA	2	1:49	D. Smith 26 interception return (Peterson kick)				
KC	4	0:03	Gannon 1 run (two-point conversion no good) [11-87, 1:51]				
Att.	— 66,251						

INDIVIDUAL STATISTICS

RUSHING

Kansas City	Att	Yds	LG	TD	Seattle	Att	Yds	LG	TD
Gannon	3	29	21	1	Watters	24	105	13	2
Bennett	5	25	11	0	Green	1	2	2	0
Anders	4	16	6	0	Moon	6	1	6	0
Rison	1	11	11	0	Strong	1	0	0	0
Shehee	3	7	4	0					
Morris	2	5	4	0					
Richardson	1	4	4	0					
TOTAL	19	97	21	1	TOTAL	32	108	13	2

PASSING

Kansas City	A	C	Yds	TD	I	Seattle	A	C	Yds	TD	I
Gannon	32	20	177	0	1	Moon	20	12	108	0	2
Grbac	18	12	109	0	2						
TOTAL	50	32	286	0	3	TOTAL	20	12	108	0	2

PASS RECEIVING

Kansas City	No	Yds	LG	TD	Seattle	No	Yds	LG	TD
Anders	8	70	19	0	Broussard	3	5	6	0
Alexander	7	91	21	0	Pritchard	2	22	12	0
Popson	4	37	17	0	Fauria	2	20	14	0
Rison	3	29	12	0	Watters	2	13	11	0
Lockett	3	27	16	0	Galloway	1	45	45	0
Shehee	3	18	13	0	Blades	1	2	2	0
Gonzalez	2	10	7	0	May	1	1	1	0
Bennett	1	2	2	0					
Horn	1	2	2	0					
TOTAL	32	286	21	0	TOTAL	12	108	45	0

DEFENSE

Kansas City — Tackles: A. Davis 11. Sacks: Thomas, R. Williams 1. Interceptions: A. Davis, Hasty 1. Forced Fumbles: None. Fumble Recoveries: None.

Seattle — Tackles: Bellamy, C. Brown, Wells 9. Sacks: C. Brown 2, Sinclair, Wells 1. Interceptions: C. Brown, D. Smith (TD), Springs 1. Forced Fumbles: Bellamy, Saleaumua, Wells 1. Fumble Recoveries: W. Williams 1.

TEAM STATISTICS

	Kansas City	Seattle
Total First Downs	24	16
Third Down Eff.	3/13 23.1%	2/11 18.2%
Total Net Yards	357	202
Total Off. Plays	74	54
Avg. Per Play	4.8	3.7
Net Yards Rushing	97	108
Total Rushing Plays	19	32
Net Yards Passing	260	94
Times Sacked/Yards Lost	5/26	2/14
Pass Atts-Comps-Ints	50-32-3	20-12-2
Punts-No. And Avg.	4-46	6-38
Penalties-No. And Yards	17-152	13-96
Fumbles-No. And Lost	4-1	0-0
Touchdowns	1	3
Field Goals Made-Att	2-3	1-1
Time Of Possession	31:12	28:48

10

Oakland Raiders 20, Seattle Seahawks 17 Sunday, November 15, 1998 — Network Associates Coliseum

The Seahawks dropped to 5-5 for the season when the Oakland Raiders defeated them 20-17 at Network Associates Coliseum in Oakland. The Seahawks jumped out to a 7-0 lead when Joey Galloway returned the game's first punt 56 yards for the score. Early in the second quarter, Dean Wells intercepted Raiders' Donald Hollas and returned it 25 yards to the Raiders 11-yard line setting up a Todd Peterson 22-yard field goal and a 10-0 advantage. The game remained at that score until Desmond Howard returned a Jeff Feagles punt 63 yards for a score with 1:30 left in the first half. The game was scoreless throughout the third quarter, as the Seahawks defense stopped a Raiders drive on downs at the Seahawks' 1-yard line, and another on a Shawn Springs interception at the Seattle 28-yard line. The Raiders tied the game with 8:17 left in the fourth quarter when Greg Davis hit a 26-yard field goal. Following a Seattle punt, the Raiders used a 25-yard run from Harvey Williams to go ahead 17-10. The Seahawks then tied the game on a Warren Moon-to-Christian Fauria 12-yard touchdown pass with 1:01 remaining in the game. The Raiders took possession at their 26-yard line with 57 seconds remaining and moved to the 50-yard line with 38 seconds left before Fred Thomas was flagged for a personal foul (roughing QB) which moved the Raiders to the 35-yard line of the Seahawks. There, Hollas found Tim Brown for 15 yards and Davis hit a 38-yard field goal with 21 seconds left in the game. Seattle had one last ditch effort, but a Moon pass intended for Galloway was intercepted by Charles Woodson at the Raiders 31-yard line. Eleven-year veteran Feagles punted the ball a career-tying 10 times for a 43.4-yard average.

Seattle	7	3	0	7	—	17
Oakland	0	7	0	13	—	20

SEA	1	13:56	Galloway 56 punt return (Peterson kick)
SEA	2	11:32	Peterson 22 FG [4-7, 1:46]
OAK	2	1:30	Howard 63 punt return (Davis kick)
OAK	4	8:17	Davis 26 FG [9-74, 4:16]
OAK	4	3:50	H. Williams 25 run (Davis kick) [4-44, 2:06]
SEA	4	1:01	Fauria 12 pass Moon (Peterson kick) [9-65, 2:49]
OAK	4	0:21	Davis 38 FG [4-54, 0:40]
Att.	—	51,527	

INDIVIDUAL STATISTICS

Seattle		Oakland		RUSHING		Oakland		Seattle	
Att	Yds	LG	TD	Att	Yds	LG	TD	Att	Yds
Watters	27	85	30	0	Williams	12	79	25	1
Moon	1	9	9	0	Kaufman	14	22	8	0
Strong	1	7	7	0	Ritchie	1	14	14	0
					Hollas	5	13	12	0
					Jett	1	3	3	0
TOTAL	29	101	30	0	TOTAL	33	131	25	1

Seattle		Oakland		PASSING		Oakland		Seattle		
A	C	Yds	TD	I	A	C	Yds	TD	I	
Moon	33	17	220	1	3	Hollas	31	20	266	0
TOTAL	33	17	220	1	3	TOTAL	31	20	266	0

Seattle		Oakland		PASS RECEIVING		Oakland		Seattle	
No	Yds	LG	TD	No	Yds	LG	TD	No	Yds
Pritchard	5	79	28	0	Dudley	5	96	31	0
Fauria	4	32	12	1	Williams	4	29	11	0
McKnight	3	66	27	0	Ritchie	3	27	12	0
Galloway	3	30	12	0	Brown	3	24	11	0
Watters	2	13	8	0	Kaufman	2	35	24	0
					Brown	2	31	16	0
					Jett	1	24	24	0
TOTAL	17	220	28	1	TOTAL	20	266	31	0

DEFENSE

Seattle — Tackles: D. Williams 11. Sacks: C. Brown 2, Kennedy 1. Interceptions: Springs, Wells 1. Forced Fumbles: Sinclair, Wells 1. Fumble Recoveries: Bellamy 1.

Oakland — Tackles: Jackson 9. Sacks: Russell 2, Jackson, Johnstone, Swilling 1. Interceptions: Allen, Lewis, Woodson 1. Forced Fumbles: None. Fumble Recoveries: None.

TEAM STATISTICS

	Seattle	Oakland
Total First Downs	15	21
Third Down Eff.	0/13 0.0%	2/12 8.3%
Total Net Yards	293	380
Total Off. Plays	67	67
Avg. Per Play	4.4	5.7
Net Yards Rushing	101	131
Total Rushing Plays	29	33
Net Yards Passing	192	249
Times Sacked/Yards Lost	5/28	3/17
Pass Atts-Comps-Ints	33-17-3	31-20-2
Punts-No. And Avg.	10-43	6-41
Penalties-No. And Yards	14-141	7-60
Fumbles-No. And Lost	0-0	2-1
Touchdowns	2	2
Field Goals Made-Att	1-1	2-3
Time Of Possession	28:47	31:13

11

Dallas Cowboys 30, Seattle Seahawks 22 Sunday, November 22, 1998 — Texas Stadium

The Seahawks fell to 5-6 when the Dallas Cowboys defeated them 30-22, in Texas Stadium. The Cowboys got on the board first when Richie Cunningham hit a 47-yard field goal. The Cowboys increased their lead to 10-0 when Emmitt Smith scored on a 8-yard pass from Troy Aikman. Moon would find Joey Galloway for a 44-yard score closing the Seahawks to within 10-7. The Cowboys responded with a Cunningham 44-yard field goal to increase their lead to 13-7. Sam Adams contributed to the effort when he deflected an Aikman pass, caught it and returned it 25 yards for the touchdown and a Seattle, 14-13, advantage. Cunningham would come back and connect on his third offering of the game -- this time from 29 yards away for a 16-14 Dallas lead at the half. The teams played a scoreless third quarter before the Cowboys engineered a drive that was capped by an Aikman-to-Billy Davis 18-yard score for a 23-14 lead. Following a Seattle punt, Dallas scored another touchdown -- this time a Chris Warren 1-yard run. Trailing 30-14, Seattle then pieced together a drive that was topped off by a 5-yard pass from Moon to James McKnight. Ricky Watts converted the two-point try to close the Seahawks to within 30-22. Defensively, the Seahawks were led by Chad Brown who totaled 12 tackles, while Darrin Smith tallied 11 stops.

Seattle	0	14	0	8	—	22
Dallas	10	6	0	14	—	30

DAL	1	9:03	Cunningham 47 FG [10-32, 5:57]
DAL	1	1:20	E. Smith 8 pass Aikman (Cunningham kick) [8-49, 3:52]
SEA	2	11:56	Galloway 44 pass Moon (Peterson kick) [1-44, 0:06]
DAL	2	6:28	Cunningham 44 FG [12-65, 5:28]
SEA	2	1:52	Adams 25 interception return (Peterson kick)
DAL	2	0:00	Cunningham 28 FG [10-59, 1:52]
DAL	4	13:41	B. Davis 18 pass Aikman (Cunningham kick) [9-81, 5:08]
DAL	4	7:04	Warren 1 run (Cunningham kick) [10-61, 5:08]
SEA	4	4:30	McKnight 5 pass Moon (Watters run) [8-68, 2:34]
Att.	—	64,142	

INDIVIDUAL STATISTICS

Seattle					RUSHING				
Att	Yds	LG	TD		Att	Yds	LG	TD	
Watters	16	66	13	0	Dallas	17	74	18	0
Strong	1	0	0	0	Warren	12	71	35	1
					Aikman	5	14	10	0
					Ogden	1	12	12	0
					Williams	1	2	2	0
TOTAL	17	66	13	0	TOTAL	36	173	35	1

Seattle					PASSING					
A	C	Yds	TD	I	A	C	Yds	TD	I	
Moon	28	15	201	2	1	Dallas	42	28	296	2
TOTAL	28	15	201	2	1	TOTAL	42	28	296	2

Seattle					PASS RECEIVING				
No	Yds	LG	TD		No	Yds	LG	TD	
Pritchard	6	72	32	0	Dallas	8	98	19	0
Galloway	4	71	44	1	Davis	4	51	19	1
McKnight	3	32	16	1	Ogden	4	26	9	0
Mili	1	20	20	0	LaFleur	3	39	24	0
Watters	1	6	6	0	Warren	3	20	11	0
					Jeffers	2	40	21	0
					4 players with	1			
TOTAL	15	201	44	2	TOTAL	28	296	24	2

DEFENSE

Seattle — Tackles: C. Brown 12. Sacks: None. Interceptions: Adams (TD) 1. Forced Fumbles: None. Fumble Recoveries: None.

Dallas — Tackles: Woodson 7. Sacks: Pittman, Woodson 1. Interceptions: K. Smith 1. Forced Fumbles: Woodson 1. Fumble Recoveries: Pittman 1.

TEAM STATISTICS

	Seattle	Dallas
Total First Downs	17	29
Third Down Eff.	1/8 12.5%	10/15 33.3%
Total Net Yards	249	465
Total Off. Plays	47	79
Avg. Per Play	5.3	5.9
Net Yards Rushing	66	173
Total Rushing Plays	17	36
Net Yards Passing	183	292
Times Sacked/Yards Lost	2/18	1/4
Pass Atts-Comps-Ints	28-15-1	42-28-1
Punts-No. And Avg.	4-44	3-40
Penalties-No. And Yards	5-19	15-129
Fumbles-No. And Lost	1-1	1-0
Touchdowns	3	3
Field Goals Made-Att	0-0	3-3
Time Of Possession	21:34	38:26

12 Seattle Seahawks 20, Tennessee Oilers 18

Sunday, November 29, 1998 — Kingdome

Todd Peterson's 48-yard field goal with one second remaining gave the Seahawks a 20-18 win over the Tennessee Oilers in the Kingdome. The Oilers opened the scoring with an Al Del Greco 26-yard field goal. The Oilers increased their lead to 6-0 when Del Greco connected from 30 yards out with 5:57 left in the first half. With seven seconds left in the half, Todd Peterson put the Hawks on the board with a 50-yard field goal. In the second half, Jon Kitna found Joey Galloway for a 7-yard score and a 10-6 Seahawks advantage. The Oilers responded early in the fourth quarter when Del Greco hit his third offering of the game - this one from 43 yards out - to close the Oilers to within 10-9. Two plays later, Kitna hit James McNair in a 3-yard touchdown and a 17-9 Seattle advantage. The Oilers would peek away at the Seahawks lead when McNair sneaked in a 3-yard touchdown (two-point attempt failed) to draw within 17-15. Following a Seahawks punt, the Oilers gained possession at their 35-yard line with 3:32 remaining in the game. Tennessee then used 2:55 and 10 plays to move 40 yards for a Del Greco 42-yard kick and an 18-17 Oilers lead. Seattle got the ball on their 29-yard line with 28 seconds remaining and Kitna found McKnight for 18 yards (a roughing the passer penalty placed the ball on the Oilers 38). Kitna then hit Ricky Watters for 5 yards to the 33 with 16 seconds left in the game. After an incompletion and two penalties (delay of game and false start) the Seahawks had 12 seconds and possession on the Oilers 43-yard line. Kitna then found Mike Pritchard for 13 yards to the 30-yard line with six seconds left in the game to set up Peterson's game-winning field goal.

	Tennessee	3	3	0	12	—	18
	Seattle	0	3	7	10	—	20
TEN 1	5:49	Del Greco 26 FG	[15-71, 9:11]				
TEN 2	5:57	Del Greco 30 FG	[8-38, 4:42]				
SEA 2	0:03	Peterson 50 FG	[9-33, 1:02]				
SEA 3	6:02	Galloway 7 pass Kitna	(Peterson kick) [5-27, 2:19]				
TEN 4	11:54	Del Greco 43 FG	[9-41, 4:46]				
SEA 4	11:04	McKnight 59 pass Kitna	(Peterson kick) [2-73, 0:50]				
TEN 4	4:59	McNair 3 run	(two-point conversion no good) [9-51, 3:54]				
TEN 4	0:33	Del Greco 42 FG	[10-40, 2:59]				
SEA 4	0:01	Peterson 48 FG	[5-41, 0:32]				
Att.	—	59,048					

INDIVIDUAL STATISTICS

		RUSHING									
		Tennessee				Seattle					
	Att	Yds	LG	TD		Att	Yds	LG	TD		
George	19	76	19	0	Watters	14	63	14	0		
McNair	8	64	21	1	Galloway	1	14	14	0		
Archie	2	20	20	0	Kitna	3	5	3	0		
Dyson	1	4	4	0	Green	1	0	0	0		
TOTAL	30	164	21	1	TOTAL	19	82	14	0		

		PASSING									
		Tennessee				Seattle					
	A	C	Yds	TD	I	A	C	Yds	TD	I	
McNair	34	18	199	0	0	Kitna	39	24	298	2	
Archie	1	0	0	0	0						
TOTAL	35	18	199	0	0	TOTAL	39	24	298	2	

		PASS RECEIVING									
		Tennessee				Seattle					
	No	Yds	LG	TD		No	Yds	LG	TD		
George	5	64	17	0	Watters	7	63	14	0		
Wycheck	5	57	17	0	McKnight	5	113	59	1		
Davis	3	48	26	0	Galloway	4	36	13	1		
Archie	2	14	7	0	Fauria	4	28	10	0		
Harris	2	6	4	0	Pritchard	3	49	27	0		
Mason	1	10	10	0	Blades	1	9	9	0		
TOTAL	18	199	26	0	TOTAL	24	298	59	2		

DEFENSE

Tennessee — Tackles: Phenix 8. Sacks: Robinson 1. Interceptions: Walker 1. Forced Fumbles: Phenix 1. Fumble Recoveries: Bowden 1.

Seattle — Tackles: C. Brown 12. Sacks: Sinclair 2, C. Brown, Daniels 1. Interceptions: None. Forced Fumbles: Daniels, Sinclair 1. Fumble Recoveries: LaBounty 1.

TEAM STATISTICS

	Tennessee	Seattle
Total First Downs	23	20
Third Down Eff.	4/13 30.1%	5/12 41.7%
Total Net Yards	343	378
Total Off. Plays	69	59
Avg. Per Play	5.0	6.4
Net Yards Rushing	164	82
Total Rushing Plays	30	19
Net Yards Passing	179	296
Times Sacked/Yards Lost	4/20	1/2
Pass Atts-Comps-Ints	35-18-0	39-24-1
Punts-No. And Avg.	4-48	3-44
Penalties-No. And Yards	8-68	8-45
Fumbles-No. And Lost	3-2	2-2
Touchdowns	1	2
Field Goals Made-Att	4-4	2-2
Time Of Possession	36:00	24:00

13 New York Jets 32, Seattle Seahawks 31 Sunday, December 6, 1998 — The Meadowlands

Vinny Testaverde's touchdown on a fourth-and-goal play from the 5-yard line with 20 seconds remaining in the game gave the New York Jets a one-point victory. The Jets opened the game's scoring when Testaverde hit Keith Byars for a 3-yard score and a 7-0 New York lead. On the Seahawks ensuing possession, Jon Kitna was intercepted by Jerome Henderson, however Christian Fauria forced a fumble on the return and Howard Ballard recovered the ball at the Seattle 30-yard line. Two plays later, Kitna found Joey Galloway for a 70-yard touchdown and a 7-7 tie. After a Jets punt, Seattle used just two plays before Kitna again connected with Galloway for the score -- this time from 57 yards out -- and a 14-7 Seahawks advantage. The Jets responded with a John Hall 20-yard field goal. After each team exchanged turnovers, the Seahawks got on the board again when Ricky Watters raced 39 yards for the touchdown on a 4th-and-1. New York would add three more on a 20-yard Hall field goal as time ran out in the first half to pull within 21-13. Anthony Simmons intercepted a Testaverde pass on the Jets opening drive of the second half and returned it 36 yards for the score stretching Seattle's lead to 28-13. The Jets came right back after Curtis Martin's 1-yard touchdown (two-point attempt failed) run brought the score to 28-19. Seattle reponded with a Todd Peterson 50-yard field goal and a 31-19 Seahawks advantage. New York retaliated with a 66-yard drive that ended with a Testaverde 16-yard pass to Keyshawn Johnson, cutting the score to 31-26. Each team then punted, and the Jets had a drive stopped on downs at the Seattle 15-yard line with 4:55 left in the contest. The Seahawks offense, unable to convert a third-and-2 at their 23-yard line, was forced to punt, setting the stage for the Jets game-winning drive.

	Seattle	14	7	10	0	—	31
	New York Jets	7	6	6	13	—	32
NYJ 1	7:13	Byars 3 pass Testaverde (Hall kick) [6-58, 4:05]					
SEA 1	5:38	Galloway 70 pass Kitna (Peterson kick) [2-70, 0:49]					
SEA 1	2:46	Galloway 57 pass Kitna (Peterson kick) [3-67, 0:57]					
NYJ 2	9:50	Hall 20 FG [15-67, 7:56]					
SEA 2	1:56	Watters 39 run (Peterson kick) [4-48, 1:59]					
NYJ 2	0:00	Hall 20 FG [10-74, 1:56]					
SEA 3	13:34	Simmons 36 interception return (Peterson kick)					
NYJ 3	7:45	Martin 1 run (two-point attempt no good) [13-65, 5:49]					
SEA 3	2:05	Peterson 50 FG [12-45, 5:40]					
NYJ 4	12:22	K. Johnson 16 pass Testaverde (Hall kick) [9-66, 4:43]					
NYJ 4	0:20	Testaverde 5 run (two-point attempt no good) [10-64, 2:55]					
Att.	— 72,200						

INDIVIDUAL STATISTICS

					RUSHING				
Seattle	Att	Yds	LG	TD	New York	Att	Yds	LG	TD
Watters	18	84	39	1	Martin	17	37	7	1
Kitna	3	25	21	0	L. Johnson	3	19	9	0
Galloway	1	-3	-3	0	Testaverde	2	14	9	1
					Lucas	1	0	0	0
TOTAL	22	106	39	1	TOTAL	23	70	9	2

					PASSING						
Seattle	A	C	Yds	TD	I	New York	A	C	Yds	TD	I
Kitna	24	17	278	2	2	Testaverde	63	42	418	2	1
TOTAL	24	17	278	2	2	TOTAL	63	42	418	2	1

					PASS RECEIVING				
Seattle	No	Yds	LG	TD	New York	No	Yds	LG	TD
Pritchard	9	69	16	0	K. Johnson	9	114	20	1
Fauria	3	26	14	0	Chrebet	7	74	23	0
Galloway	2	127	70	2	Martin	6	47	16	0
Blades	1	47	47	0	Brady	4	47	25	0
Watters	1	6	6	0	Byars	4	33	18	1
Crumpler	1	3	3	0	Ward	4	27	9	0
					Van Dyke	3	21	9	0
					Sowell	3	20	13	0
					L. Johnson	2	35	30	0
TOTAL	17	278	70	2	TOTAL	42	418	30	2

DEFENSE

Seattle — Tackles: D. Williams 12. Sacks: None. Interceptions: Simmons (TD) 1. Forced Fumbles: D. Williams 1. Fumble Recoveries: C. Brown 1.
New York — Tackles: O. Smith 8. Sacks: Cascadden 1. Interceptions: Henderson, Glenn 1. Forced Fumbles: None. Fumble Recoveries: Farrior, Green 1.

TEAM STATISTICS

	Seattle	New York
Total First Downs	13	31
Third Down Eff.	1/9 11.1%	10/19 52.6%
Total Net Yards	377	488
Total Off. Plays	47	86
Avg. Per Play	8.0	5.7
Net Yards Rushing	106	70
Total Rushing Plays	22	23
Net Yards Passing	271	418
Times Sacked/Yards Lost	1/7	0/0
Pass Atts-Comps-Ints	24-17-2	63-42-1
Punts -No. And Avg.	4-48	3-45
Penalties-No. And Yards	8-84	7-49
Fumbles-No. And Lost	2-2	2-2
Touchdowns	4	4
Field Goals Made-Att	1-1	2-2
Time Of Possession	22:14	37:46

14 Seattle Seahawks 38, San Diego Chargers 17

Sunday, December 13, 1998 — Kingdome

The Seattle Seahawks forced turnovers on five of the Chargers seven second-half possessions en route to setting an NFL record for most return touchdowns in a season with 12 and a team mark for most interceptions in a game with seven in defeating the San Diego Chargers 38-17. Altogether, Seattle's defense led to 31 of the 38 points scored. Seattle struck first on their opening drive when Jon Kitna scrambled right for a 2-yard touchdown after Steve Broussard's 52-yard kickoff return. Later in the opening quarter, Jamal Williams intercepted a Kitna pass and returned it 14 yards to even the score at 7-7. However, Seattle would counter with an interception return for a touchdown on the Chargers next drive when Terry McDaniel returned a Craig Whelihan pass from 43 yards out, the first return touchdown of the day which tied an NFL record for most returns in one season. San Diego's next possession was stifled after Shawn Springs came up with his first of two interceptions on the day. Following a Seahawks punt, Darryl Williams decided to get in on the action when he came up with Seattle's third pick on three consecutive Chargers drives setting up a seven-play, 27-yard drive capped off by a 1-yard Ricky Watters plunge giving Seattle a 21-7 lead. The Seahawks would threaten once again driving to the Charger's 15-yard line before Norman Hand intercepted Kitna which led to a Terrell Fletcher 1-yard touchdown to close out the first-half scoring with the Seahawks on top, 21-14. The Seahawks defense would turn up the heat even more with five of their eight turnovers coming in the second half. After exchanging punts to open the half, Springs and Darryl Williams would pick the Chargers off on consecutive possessions, with Williams' leading to a 9-yard touchdown pass from Kitna to Galloway and a 28-14 lead. San Diego pulled to within 28-17 after a Carney 21-yard field goal. Following another Seahawks interception, Matt LaBounty sacked the former Washington State standout Leaf forcing a fumble, which Cortez Kennedy scooped-up and returned 39 yards for the record-setting touchdown. The Seahawks would put closure on the game when Jay Bellamy intercepted Whelihan setting up a Todd Peterson 29-yard field goal midway through the fourth quarter.

	San Diego	7	7	0	3	—	17
	Seattle	14	7	7	10	—	38
SEA 1	12:31	Kitna 2 run (Peterson kick) [9-43, 2:29]					
SD 1	6:07	J. Williams 14 interception return (Carney kick)					
SEA 1	2:22	McDaniel 43 interception return (Peterson kick)					
SEA 2	3:42	Watters 1 run (Peterson kick) [7-27, 3:55]					
SD 2	0:19	Fletcher 1 run (Carney kick) [8-47, 1:01]					
SEA 3	6:01	Galloway 9 pass Kitna (Peterson kick) [3-13, 1:25]					
SD 4	14:53	Carney 21 FG [12-57, 6:08]					
SEA 4	13:15	Kennedy 39 fumble return (Peterson kick)					
SEA 4	8:16	Peterson 29 FG [8:26, 3:45]					
Att.	—	62,690					

INDIVIDUAL STATISTICS

		RUSHING							
San Diego	Att	Yds	LG	TD	Seattle	Att	Yds	LG	TD
Fletcher	17	42	9	1	Watters	21	69	13	1
Stephens	4	16	9	0	Green	5	33	25	0
C. Jones	1	8	8	0	Kitna	6	4	2	1
Leaf	3	0	1	0	Galloway	2	2	8	0
TOTAL	25	66	9	1	TOTAL	34	108	25	2

		PASSING								
San Diego	A	C	Yds	TD	Seattle	A	C	Yds	TD	I
Whelihan	28	8	142	0	Kitna	31	16	140	1	3
Leaf	14	9	93	0						
TOTAL	42	17	235	0	TOTAL	31	16	140	1	3

		PASS RECEIVING							
San Diego	No	Yds	LG	TD	Seattle	No	Yds	LG	TD
C. Jones	5	78	31	0	Galloway	7	69	15	1
F. Jones	5	51	15	0	Fauria	4	31	11	0
Ricks	3	56	31	0	Pritchard	3	21	8	0
Still	3	33	17	0	Blades	1	13	13	0
Thelwell	1	17	17	0	Watters	1	6	6	0
TOTAL	17	235	31	0	TOTAL	16	140	15	1

DEFENSE

San Diego — Tackles: Harrison 13. Sacks: Coleman, Turner 1. Interceptions: Fuller, Hand, Williams (TD) 1. Forced Fumbles: Turner 1. Fumble Recoveries: None
Seattle — Tackles: C. Brown 9. Sacks: LaBounty 2, Kennedy, Sinclair 1. Interceptions: Bellamy 2, Springs 2, D. Williams 2, McDaniel (TD) 1. Forced Fumbles: LaBounty 1. Fumble Recoveries: Kennedy (TD) 1.

TEAM STATISTICS

	San Diego	Seattle
Total First Downs	16	17
Third Down Eff.	9/16 56.3%	4/13 30.1%
Total Net Yards	277	238
Total Off. Plays	71	67
Avg. Per Play	3.9	3.6
Net Yards Rushing	66	108
Total Rushing Plays	25	34
Net Yards Passing	211	130
Times Sacked/Yards Lost	4/24	2/10
Pass Atts-Comps-Ints	42-17-7	31-16-3
Punts -No. And Avg.	4-46	5-47
Penalties-No. And Yards	8-105	3-18
Fumbles-No. And Lost	2-1	2-0
Touchdowns	2	5
Field Goals Made-Att	1-1	1-1
Time Of Possession	30:29	29:31

15 Seattle Seahawks 27, Indianapolis Colts 23

Sunday, December 20, 1998 — Kingdome

The Seattle Seahawks scored 17 fourth-quarter points and overcame a 13-point deficit to defeat the Indianapolis Colts 27-23. The Seahawks were led by Ricky Watters, who rushed for a career-high 178 yards on 32 carries and one touchdown. Watters rushed for 70 fourth-quarter yards on seven carries, including a 33-yard touchdown run. The Seahawks totaled 226 yards rushing, the first time the team has topped the 200-yard mark since they recorded 208 versus the San Diego Chargers in 1996. Fittingly, Seattle's record-setting defense scored the game-winning touchdown when Phillip Daniels tackled Marshall Faulk for a 12-yard loss and stripped the ball, which Shawn Springs scooped-up and returned 14 yards for the score. The score marked the 13th return touchdown of the season, adding to an NFL record they established versus the Chargers in the Kingdome. The Colts took an early 7-0 lead on a Lamont Warren 4-yard touchdown run. The Seahawks came right back on their ensuing drive when Jon Kitna found Joey Galloway from 3 yards out for the touchdown. A 42-yard Todd Peterson field goal gave the Seahawks a 10-7 lead before Mike Vanderjagt tied the score on a 32-yard field goal as the clock expired for halftime. After opening the second half scoring on a 48-yard Vanderjagt field goal for a 13-10 lead, the Colts scored again when a 53-yard Manning-to-Torrance Small completion set up a 1-yard scoring pass to Marcus Pollard. Seattle drove the ball to the Colts 34-yard line, but a 52-yard field goal attempt came up short and the Colts then drove for a Vanderjagt 20-yard field goal and a 23-10 fourth-quarter lead. Seattle would then make their fourth-quarter charge led by Watters. At the 9:19 mark in the last quarter, Watters dashed behind right tackle on his way to a 33-yard touchdown run bringing the Seahawks to within a touchdown at 23-17. The Seahawks scored the go-ahead touchdown with 7:36 to go when Springs recovered Faulk's fumble and returned it for the score and his third touchdown of the season, putting the Hawks on top for good, 24-23. The Seahawks would add a 30-yard Peterson field goal for insurance at the two-minute warning.

	Indianapolis	7	3	10	3	—	23
	Seattle	7	3	0	17	—	27
IND 1	9:26	Warren 4 run (Vanderjagt kick) [3-66, 1:27]					
SEA 1	2:56	Galloway 3 pass Kitna (Peterson kick) [12-74, 6:30]					
SEA 2	7:31	Peterson 42 FG [13-59, 5:55]					
IND 2	0:00	Vanderjagt 32 FG [9-60, 1:08]					
IND 3	11:48	Vanderjagt 48 FG [5-20, 2:03]					
IND 3	6:18	Pollard 1 pass Manning (Vanderjagt kick) [3-57, 1:31]					
IND 4	12:17	Vanderjagt 20 FG [9-56, 4:39]					
SEA 4	9:19	Watters 33 run (Peterson kick) [7-73, 2:58]					
SEA 4	7:36	Springs 14 fumble return (Peterson kick)					
SEA 4	1:57	Peterson 30 FG [9-55, 2:36]					
Att.	—	58,703					

INDIVIDUAL STATISTICS

Indianapolis				Seattle					
Att	Yds	LG	TD	Att	Yds	LG	TD		
Faulk	13	19	13	0	Watters	32	178	38	1
Warren	5	13	14	1	Kitna	5	17	17	0
					Pritchard	1	17	17	0
					Green	3	14	14	0
TOTAL	18	32	14	1	TOTAL	41	226	38	1

Indianapolis				Seattle					
A	C	Yds	TD	A	C	Yds	TD		
Manning	39	23	335	1	Kitna	29	16	177	1
TOTAL	39	23	335	1	TOTAL	29	16	177	1

Indianapolis				Seattle				
No	Yds	LG	TD	No	Yds	LG	TD	
Pathon	6	66	16	0	Galloway	5	50	18
Dilger	4	61	27	0	Watters	3	38	22
Faulk	4	16	11	0	Blades	3	30	16
Small	3	120	53	0	Pritchard	2	30	19
Green	3	52	25	0	McKnight	2	19	11
Pollard	2	19	18	1	Fauria	1	10	10
Warren	1	1	1	0				
TOTAL	23	335	53	1	TOTAL	16	177	22

DEFENSE

Indianapolis — Tackles: Barber 7. Sacks: Berry, Johnson, McCoy, Whittington 1. Interceptions: None. Forced Fumbles: None. Fumble Recoveries: None.

Seattle — Tackles: D. Williams 7. Sacks: Adams, Sinclair 1. Interceptions: D. Williams 1. Forced Fumbles: Daniels 1. Fumble Recoveries: Springs (TD) 1.

TEAM STATISTICS

	Indianapolis	Seattle
Total First Downs	18	23
Third Down Eff.	1/10 10.0%	7/16 43.8%
Total Net Yards	362	376
Total Off. Plays	59	74
Avg. Per Play	6.1	5.1
Net Yards Rushing	32	226
Total Rushing Plays	18	41
Net Yards Passing	330	150
Times Sacked/Yards Lost	2/5	4/27
Pass Atts-Comps-Ints	39-23-1	29-16-0
Punts/No. And Avg.	4-46	3-45
Penalties-No. And Yards	5-45	5-62
Fumbles-No. And Lost	1-1	3-0
Touchdowns	2	3
Field Goals Made-Att	3-3	2-4
Time Of Possession	25:18	34:42

16

Denver Broncos 28, Seattle Seahawks 21 Sunday, December 27, 1998 — Mile High Stadium

The Seattle Seahawks bid for an upset of the World Champion Denver Broncos in the season finale came up short as they were defeated 28-21. Seattle used a valiant fourth quarter effort to score 14 points to pull within a touchdown, but an on-side kick attempt came up short allowing the Broncos to run out the clock. The Seahawks scored first after taking advantage of a missed field goal attempt by the Broncos' Jason Elam. Ricky Watters powered around left end to score from 4 yards out and a first quarter 7-0 lead. The Broncos would strike back when John Elway found Rod Smith for a 33-yard scoring toss to tie the score, 7-7, early in the second quarter. With 1:01 to go in the half, the Broncos would drive culminated by a 17-yard Elway-to-Shannon Sharpe touchdown connection and a 14-7 half-time lead. Denver would score on their first two drives of the second half when Elway connected with Terrell Davis from 2 yards out and then Sharpe from 1 yard extending a Denver fourth quarter lead to 28-7. The Seahawks would rally and try to climb back in the game. The Seahawks would complete a five-play, 72-yard drive when Kitna found Mike Pritchard on a 7-yard touchdown toss, bringing the Hawks within 28-14. The Seahawks would force a Broncos' punt and drive to the 1-yard line. Key first down receptions by Brian Blades and Mike Pritchard during the drive set up a Watters' 1-yard touchdown pass to Deems May off the halfback pass with 1:32 to go in the game. Down a touchdown, the Seahawks' on-side kick attempt would fail and the Broncos were able to run out the clock holding on for the 28-21 victory.

	Seattle	7	0	0	14	—	21
	Denver	0	14	7	7	—	28
SEA 1	2:26	Watters 4 run (Peterson kick) [12-67, 6:45]					
DEN 2	10:25	Smith 33 pass Elway (Elam kick) [5-85, 2:58]					
DEN 2	1:01	Sharpe 17 pass Elway (Elam kick) [9-58, 3:24]					
DEN 3	8:26	Davis 2 pass Elway (Elam kick) [11-74, 6:34]					
DEN 4	11:45	Sharpe 1 pass Elway (Elam kick) [16-88, 7:52]					
SEA 4	5:59	Pritchard 7 pass Kitna (Peterson kick) [5-72, 1:30]					
SEA 4	1:32	May 1 pass Watters (Peterson kick) [9-73, 1:43]					
Att.	—	74,057					

INDIVIDUAL STATISTICS

Seattle					RUSHING				
	Att	Yds	LG	TD	Denver	Att	Yds	LG	TD
Watters	10	13	6	1	Davis	29	178	21	0
Strong	1	6	6	0	Loville	7	9	6	0
Kitna	2	5	5	0	Elway	4	8	11	0
TOTAL	13	24	6	1	TOTAL	40	195	21	0

Seattle					PASSING						
	A	C	Yds	TD	Denver	A	C	Yds	TD	I	
Kitna	37	22	242	1	1	Elway	36	26	338	4	0
Watters	1	1	1	1	0						
TOTAL	38	23	243	2	1	TOTAL	36	26	338	4	0

Seattle					PASS RECEIVING				
	No	Yds	LG	TD	Denver	No	Yds	LG	TD
Pritchard	8	88	19	1	Smith	9	158	36	1
Fauria	5	67	24	0	Sharpe	6	68	17	2
Watters	4	29	11	0	McCaffrey	3	36	22	0
Galloway	3	33	18	0	Davis	2	17	15	1
Blades	1	16	16	0	Green	2	16	9	0
Strong	1	9	9	0	Griffith	2	10	6	0
May	1	1	1	1	Loville	1	17	17	0
					Chamberlain	1	16	16	0
TOTAL	23	243	24	2	TOTAL	26	338	36	4

DEFENSE

Seattle — Tackles: Simmons 11. Sacks: Daniels 1.5, Sinclair 0.5. Interceptions: None. Forced Fumbles: C. Brown, Sinclair 1. Fumble Recoveries: Myles 1.

Denver — Tackles: Atwater, Mobley 5. Sacks: D. Johnson, Pryce, A. Williams 1. Interceptions: Cadrez 1. Forced Fumbles: None. Fumble Recoveries: None.

TEAM STATISTICS

	Seattle	Denver
Total First Downs	19	31
Third Down Eff.	2/10 20.0%	8/14 57.1%
Total Net Yards	241	511
Total Off. Plays	54	78
Avg. Per Play	4.5	6.6
Net Yards Rushing	24	195
Total Rushing Plays	13	40
Net Yards Passing	217	316
Times Sacked/Yards Lost	3/26	2/22
Pass Atts-Comps-Ints	38-23-1	36-26-0
Punts-No. And Avg.	6-43	2-50
Penalties-No. And Yards	5-26	8-75
Fumbles-No. And Lost	1-0	2-1
Touchdowns	3	4
Field Goals Made-Att	0-0	0-2
Time Of Possession	22:08	37:52

1998 STATISTICS

DAY	DATE	W/L	SCORE	OPPONENT	ATTENDANCE
Sun.	September 6	W	38-0	at Philadelphia Eagles	66,418
Sun.	September 13	W	33-14	Arizona Cardinals	57,678
Sun.	September 20	W	24-14	Washington Redskins	63,336
Sun.	September 27	L	10-13	at Pittsburgh Steelers	58,413
Sun.	October 4	L	6-17	at Kansas City Chiefs	66,418
Sun.	October 11	L	16-21	Denver Broncos	66,258
Sun.	October 18		BYE		
Sun.	October 25	W	27-20	at San Diego Chargers	58,512
Sun.	November 1	L	18-31	Oakland Raiders	66,246
Sun.	November 8	W	24-12	Kansas City Chiefs	66,251
Sun.	November 15	L	17-20	at Oakland Raiders	51,527
Sun.	November 22	L	22-30	at Dallas Cowboys	64,142
Sun.	November 29	W	20-18	Tennessee Oilers	59,048
Sun.	December 6	L	31-32	at New York Jets	72,200
Sun.	December 13	W	38-17	San Diego Chargers	62,690
Sun.	December 20	W	27-23	Indianapolis Colts	58,703
Sun.	December 27	L	21-28	at Denver Broncos	74,057

TEAM STATS

	SEAHAWKS	OPPONENTS
Total First Downs	267	337
Rushing	92	111
Passing	144	197
Penalty	31	29
3rd Down: Made/Att	54/195	92/236
3rd Down Pct.	27.7	39.0
4th Down: Made/Att	6/17	8/20
4th Down Pct.	35.3	40.0
Possession Avg.	27:05	32:55
Total Net Yards	4626	5689
Avg. Per Game	289.1	355.6
Total Plays	940	1137
Avg. Per Play	4.9	5.0
Net Yards Rushing	1626	1999
Avg. Per Game	101.6	124.9
Total Rushes	426	487
Net Yards Passing	3000	3690
Avg. Per Game	187.5	230.6
Sacked/Yards Lost	34/219	53/282
Gross Yards	3219	3972
Att./Completions	480/273	597/343
Completion Pct.	56.9	57.5
Had Intercepted	18	24
Punts/Average	81/44.1	78/43.6
Net Punting Avg.	81/36.5	78/36.0
Penalties/Yards	117/914	130/1157
Fumbles/Ball Lost	30/16	34/18
Touchdowns	45	35
Rushing	11	13
Passing	21	18
Returns	13	4

SCORE BY PERIODS

	Q1	Q2	Q3	Q4	OT	PTS
Team	107	91	75	99	0	372
Opponents	71	73	61	105	0	310

SCORING	TD	RUSH	PASS	RETURN	K-PAT	FG	S	PTS
Peterson	0	0	0	0	41/41	19/24	0	98
Galloway	12	0	10	2			0	72
Watters	9	9	0	0			0	56
Pritchard	3	0	3	0			0	20
Springs	3	0	0	3			0	18
Fauria	2	0	2	0			0	12
Smith, D.	2	0	0	2			0	12
Strong	2	0	2	0			0	12
McKnight	2	0	2	0			0	12
Adams	1	0	0	1			0	6
Broussard	1	0	0	1			0	6
Crumpler	1	0	1	0			0	6
Green, A.	1	1	0	0			0	6
Simmons	1	0	0	1			0	6
Williams, W.	1	0	0	1			0	6
Kitna	1	1	0	0			0	6
Kennedy	1	0	0	1			0	6
May	1	0	1	0			0	6
Team	45	11	21	13	41/41	19/24	0	372
Opponents	35	13	18	4	31/31	23/30	0	310

2-Pt. Conversions: Team 2/4, Opponents 0/4

RUSHING	No.	Yds	AVG	LONG	TD
Watters	319	1,239	3.9	39t	9
Green, A.	35	209	6.0	64	1
Kitna	20	67	3.4	21	1
Strong	15	47	3.1	9	0
Galloway	9	26	2.9	14	0
Pritchard	1	17	17.0	17	0
Moon	16	10	0.6	9	0
Friesz	5	5	1.0	8	0
Broussard	5	4	0.8	3	0
Brown, R.	1	2	2.0	2	0
Team	426	1,626	3.8	64	11
Opponents	487	1,999	4.1	70	13

RECEIVING	No.	Yds	AVG	LONG	TD
Galloway	65	1,047	16.1	81t	10
Pritchard	58	742	12.8	50t	3
Watters	52	373	7.2	24	0
Fauria	37	377	10.2	25	2
McKnight	21	346	16.5	59t	2
Blades	15	184	12.3	47	0
Strong	8	48	6.0	11t	2
Crumpler	6	52	8.7	16	1
Broussard	4	21	5.3	16	0
May	3	7	2.3	5	1
Green	3	2	0.7	3	0
Mili	1	20	20.0	20	0
Team	273	3,219	11.8	81t	21
Opponents	343	3,972	11.6	80t	18

INTERCEPTIONS	NO.	YDS	AVG	LONG	TD
Springs	7	142	20.3	56t	2
Smith, D.	3	56	18.7	26t	2
Williams, D.	3	41	13.7	28	0
Bellamy	3	40	13.3	24	0
Williams, W.	2	36	18.0	28t	1
McDaniel	1	43	43.0	43t	1
Simmons	1	36	36.0	36t	1
Adams	1	25	25.0	25t	1
Wells	1	25	25.0	25	0
Brown, C.	1	11	11.0	11	0
Collins	1	0	0.0	0	0
Team	24	455	19.0	56t	8
Opponents	18	220	12.2	74t	2

PUNTING	NO.	YDS	AVG	NET	TB	IN	LG	B
Feagles	81	3,570	44.1	36.5	12	27	59	0
Team	81	3,570	44.1	36.5	12	27	59	0
Opponents	78	3,397	43.6	36.0	8	23	61	0

PUNT RETURNS	RET	FC	YDS	AVG	LONG	TD
Galloway	25	5	251	10.0	74t	2
Joseph	15	5	182	12.1	66	0
Harris	1	0	-5	-5.0	-5	0
Team	41	10	428	10.4	74t	2
Opponents	33	15	371	11.2	63t	1

KICKOFF RETURNS	NO.	YDS	AVG	LONG	TD
Broussard	29	781	26.9	90t	1
Green, A.	27	620	23.0	57	0
Joseph	2	49	24.5	24	0
Brown, R.	4	44	11.0	19	0
Wilson	1	16	16.0	16	0
Fauria	1	0	0.0	0	0
Team	64	1,510	23.6	90t	1
Opponents	68	1,311	19.3	35	0

FIELD GOALS	1-19	20-29	30-39	40-49	50+
Peterson	0/0	7/7	4/5	5/5	3/7
Team	0/0	7/7	4/5	5/5	3/7
Opponents	0/0	10/10	6/7	6/11	1/2

PETERSON: (42G) (51G, 22G) (47G, 52N) (47G, 52N) (22G, 28G, 38N) (23G) (40G, 23G) (38G) (38G)(22G) () (50G, 48G) (50G) (29G) (42G, 53N, 52N, 30G) ()

OPPONENTS: () () (48N, 49N) (33G, 42N, 25G) (22G) () (21G, 45G) (35G) (53G, 38G, 43N) (30N, 26G, 38G) (47G, 44G, 28G) (26G, 30G, 43G, 42G) (20G, 20G) (21G) (32G, 48G, 20G) (42N, 55N)

SACKS: Sinclair 16.5, C. Brown 7.5, Daniels 6.5, LaBounty 6.0, Smith 5.0, Kennedy 2.0, Adams 2.0, Collins 1.5, Parker 1.0, Bellamy 1.0, Logan 1.0.
TEAM 53.0, OPPONENTS 34.0

DEFENSIVE STATISTICS

NAME	TKL	SOLO	ASS.	QB	YDS	INT	TD	PD	FF	FR
Brown, C.	150	119	31	7.5	37.5	1	0	8	1	1
Bellamy	98	81	17	1.0	4.0	3	0	10	2	2
Williams, D.	97	71	26	0.0	0.0	3	0	11	3	3
Springs	85	61	14	0.0	0.0	7	2	23	1	1
Smith, D.	80	59	21	5.0	35.0	3	2	5	2	2
Williams, W.	66	53	13	0.0	0.0	2	1	13	0	1
Sinclair	52	41	11	16.5	79.5	0	0	4	6	0
Wells	52	40	12	1.0	1.0	1	0	4	2	0
Daniels	48	34	14	6.5	32.5	0	0	1	3	2
Kennedy	43	30	13	2.0	17.0	0	0	7	0	1
Simmons	42	32	10	0.0	0.0	1	1	1	0	0
Thomas	39	32	7	0.0	0.0	0	0	7	0	0
Myles	37	26	11	0.0	0.0	0	0	0	1	1
Adams	31	28	3	2.0	2.0	1	1	3	0	1
Joseph	21	19	2	0.0	0.0	0	0	1	0	0
Collins	18	14	4	1.5	10.5	1	0	1	0	0
LaBounty	18	13	5	6.0	25.0	0	0	0	1	0
Logan	17	12	5	1.0	11.0	0	0	1	0	0
Saleaumua	16	12	4	0.0	0.0	0	0	2	1	0
McDaniel	11	11	0	0.0	0.0	1	1	3	0	0
Parker	7	5	2	1.0	4.0	0	0	0	1	0
Butler	3	3	0	0.0	0.0	0	0	0	0	0
Croel	1	0	1	0.0	0.0	0	0	0	0	0

SPECIAL TEAMS STATISTICS

NAME	TKL	SOLO	ASS.	FF	FR	BL
Joseph	14	12	2	1	0	0
Thomas	13	10	3	0	1	0
Strong	10	8	2	0	0	0
Bellamy	11	8	3	0	0	0
Croel	9	7	2	0	0	0
Wilson	8	4	4	0	0	0
Butler	7	4	3	0	0	0
McKnight	7	5	2	0	0	0
Myles	7	7	0	0	0	0
Green, A.	6	5	1	0	0	0
Kyle	5	3	2	0	0	0
Williams, W.	5	5	0	0	0	0
Williams, D.	4	2	2	0	0	0
Brown, R.	4	2	2	0	0	0
Collins	3	2	1	0	0	0
Logan	3	1	2	0	0	0
Broussard	2	2	0	0	1	0
Croel	2	1	1	0	0	0
Simmons	2	2	0	0	0	0
Springs	2	1	1	0	1	0
Brown, C.	1	1	0	0	0	0
Harris, R.	1	1	0	0	0	0
Smith, D.	1	1	0	0	0	0
Eloms	1	1	0	0	0	0
Peterson	1	1	0	0	0	0

1998 PARTICIPATION

NAME	9/6 @PHI	9/13 ARZ	9/20 WAS	9/27 PIT	10/4 @KC	10/11 DEN	10/25 @SD	11/1 OAK	11/8 KC
Adams, S.	LDT	LDT	LDT	LDT	dt	dt	dt	dt	dt
Ballard, H.	RT	RT	RT	RT	RT	RT	RT	RT	RT
Beede, F.	IR	IR	IR	IR	IR	IR	IR	IR	IR
Bellamy, J.	SS	SS	SS	SS	SS	SS	SS	SS	SS
Berti, T.									
Blades, B.	wr	wr	wr	wr	wr	WR	wr	WR	WR
Bloedorn, G.									
Broussard, S.	rb	sub	sub	sub	rb	rb	sub	in	rb
Brown, C.	OLB	OLB	OLB	OLB	OLB	OLB	OLB	OLB	OLB
Brown, R.	fb	fb	fb	fb	fb	fb	FB	fb	fb
Butler, H.									in
Collins, M.	cb	fs	cb	cb	cb	cb	cb	cb	cb
Croel, M.	in	in	in	de	in	dnp	sub	sub	de
Crumpler, C.	in	te	te	te	te	te	te	te	te
Daniels, P.	RDE	RDE	RDE	RDE	RDE	de	RDE	RDE	RDE
Eloms, J.									
Fauria, C.	TE	TE	TE	TE	TE	TE	TE	TE	TE
Feagles, J.	p	p	p	p	p	p	p	p	p
Friesz, J.	qb	qb	dnp	dnp	qb	qb	QB	dnp	dnp
Galloway, J.	WR	WR	WR	WR	WR	WR	WR	WR	WR
Glover, K.	C	C	C	C	C	C	C	C	in
Gray, C.	sub	c	sub	sub	sub	sub	sub	in	C
Green, Ah.	rb	rb	rb	rb	rb	rb	rb	rb	rb
Greene, An.	sub	sub	sub	in	in	in	in	lg	
Habib, B.	RG	RG	RG	RG	RG	RG	RG	RG	RG
Harris, R.	in	in	in	in	in	sub	in	sub	
James, T.									
Jones, W.	LT	LT	LT	LT	LT	LT	LT	LT	LT
Joseph, K.	s	s	s	s	s	s	s	s	s
Kendall, P.	LG	LG	LG	LG	LG	LG	LG	LG	LG
Kennedy, C.	in	RDT	RDT	RDT	RDT	RDT	RDT	RDT	RDT
Kitna, J.	*in	*in	*in	*in	qb	*in	dnp	*in	*in
Kyle, J.	sub	sub	sub	sub	sub	sub	sub	sub	sub
LaBounty, M.	de	de	de	de	de	RDE	de	de	de
Logan, J.	lb	lb	OLB	sub	IR	IR	IR	IR	IR
May, D.	sub	sub	sub	sub	te	te	te	te	te
McDaniel, T.		cb	dnp	dnp	dnp	cb	dnp	dnp	dnp
McEndoo, J.								c	in
McKnight, J.	wr	wr	wr	wr	wr	wr	wr	in	wr
Mili, I.	sub	in	in	in	in	in	sub	sub	in
Moon, W.	QB	QB	QB	QB	QB	QB	*in	QB	QB
Myles, D.	MLB	MLB	in	in	sub	lb	lb	MLB	lb
Parker, R.	dt	dt	in	in	dnp	in	in	in	in
Peterson, T.	k	k	k	k	k	k	k	k	k
Pritchard, M.	WR	WR	WR	WR	WR	WR	WR	WR	WR
Rusk, R.	in								
Saleaumua, D.	RDT	dt	dt	dt	LDT	LDT	LDT	LDT	LDT
Shaw, B.									
Simmons, A.	in	in	lb	lb	lb	lb	in	in	lb
Sinclair, M.	LDE	LDE	LDE	LDE	LDE	LDE	LDE	LDE	LDE
Smith, D.	OLB	OLB	MLB	OLB	OLB	OLB	OLB	in	OLB
Springs, S.	LCB	LCB	LCB	LCB	LCB	LCB	LCB	LCB	LCB
Stokes, E.	sub	in	in	in	in	in	in	sub	in
Strong, M.	FB	FB	FB	FB	FB	fb	fb	fb	fb
Thomas, F.	sub	cb	cb	cb	cb	in	cb	cb	cb
Watters, R.	RB	RB	RB	RB	RB	RB	RB	RB	RB
Weiner, T.	in	in	in	in	in	in	in	in	dnp
Wells, D.	dnp	in	in	MLB	MLB	MLB	MLB	OLB	MLB
Williams, D.	FS	FS	FS	FS	FS	FS	FS	FS	FS
Williams, G.	t	sub	sub	sub	sub	sub	sub	sub	sub
Williams, W.	RCB	RCB	RCB	RCB	RCB	RCB	RCB	RCB	RCB
Wilson, R.	sub	sub	sub	sub	sub	sub	sub	wr	sub

CAPS - starter; lower case- substitute at that position; sub - special teams only; dnp - did not play;
in - inactive; ps - practice squad; ir - injured reserve; nfi - non-football injury; *in - third quarterback

1998 PARTICIPATION

11/15 @OAK	11/22 @DAL	11/29 TEN	12/6 @NYJ	12/13 SD	12/20 IND	12/27 @DEN	GP	GS	IN	DNP
LDT	LDT	LDT	LDT	LDT	LDT	LDT	16	11	0	0
RT	RT	RT	RT	RT	RT	RT	16	16	0	0
IR	IR	IR	IR	IR	IR	IR	0	0	0	0
SS	SS	SS	SS	SS	SS	SS	16	16	0	0
		in	in	in	in	in	0	0	5	0
wr	wr	wr	wr	WR	WR	WR	16	6	0	0
	dnp	dnp	in	dnp	dnp	dnp	0	0	1	5
rb	rb	sub	sub	sub	sub	sub	15	0	1	0
OLB	OLB	OLB	OLB	OLB	OLB	OLB	16	16	0	0
fb	fb	fb	fb	fb	fb	fb	16	1	0	0
lb	lb	lb	sub	sub	sub	sub	7	0	1	0
in	in	in	in	in	in	in	9	0	7	0
de	de	de	de	de	de	sub	11	0	4	1
in	in	in	TE	te	te	te	12	1	4	0
RDE	RDE	RDE	RDE	RDE	RDE	RDE	16	15	0	0
		sub	in	sub	in	in	2	0	3	0
FB	TE	TE	TE	TE	te	TE	16	15	0	0
p	p	p	p	p	p	p	16	0	0	0
dnp	dnp	*in	*in	*in	*in	*in	5	1	5	6
WR	WR	WR	WR	WR	WR	WR	16	16	0	0
in	in	IR	IR	IR	IR	IR	8	8	3	0
C	C	C	C	C	C	C	15	8	1	0
rb	rb	rb	sub	rb	rb	rb	16	0	0	0
in	in						4	0	6	0
RG	RG	RG	RG	RG	RG	RG	16	16	0	0
							2	0	6	0
							0	0	3	0
LT	LT	LT	LT	LT	LT	LT	16	16	0	0
s	s	s	s	s	s	s	16	0	0	0
LG	LG	LG	LG	LG	LG	LG	16	16	0	0
RDT	RDT	RDT	RDT	RDT	RDT	RDT	15	15	1	0
*in	*in	QB	QB	QB	QB	QB	6	5	9	1
sub	sub	sub	sub	sub	sub	sub	16	0	0	0
de	de	de	de	de	de	de	16	1	0	0
IR	IR	IR	IR	IR	IR	IR	5	1	0	0
te	te	te	te	te	te	te	16	0	0	0
cb	cb	cb	cb	cb	cb	cb	9	0	0	6
							1	0	1	0
WR	wr	WR	wr	wr	wr	in	14	2	2	0
te	te	te	te	in	in	IR	7	0	8	0
QB	QB	dnp	dnp	dnp	dnp	dnp	10	10	1	5
lb	in	in	MLB	MLB	MLB	MLB	12	7	4	0
dt	dt	dt	dt	dt	dt	dt	9	0	6	1
k	k	k	k	k	k	k	16	0	0	0
WR	WR	WR	WR	WR	WR	WR	16	16	0	0
							0	0	1	0
sub	dt	in	in	in	in	in	11	6	5	0
OLB	lb	OLB	OLB	lb	lb	OLB	12	4	4	0
LDE	LDE	LDE	LDE	LDE	LDE	LDE	16	16	0	0
in	OLB	MLB	lb	OLB	OLB	in	13	12	3	0
LCB	LCB	LCB	LCB	LCB	LCB	LCB	16	16	0	0
in	sub	in	in	in	in	sub	4	0	12	0
fb	FB	fb	fb	fb	FB	fb	16	8	0	0
cb	RCB	cb	cb	RCB	cb	cb	15	2	1	0
RB	RB	RB	RB	RB	RB	RB	16	16	0	0
dnp	sub	sub	g	sub	sub	sub	6	0	8	1
MLB	MLB	in	in	in	in	lb	9	8	6	2
FS	FS	FS	FS	FS	FS	FS	16	16	0	0
sub	sub	sub	sub	sub	sub	sub	16	0	0	0
RCB	in	RCB	RCB	in	RCB	RCB	14	14	2	0
wr	wr	wr	sub	sub	sub	sub	16	0	0	0

1998 OFFENSIVE STARTERS

DATE	GAME	WR	LT	LG	C	RG	RT	TE	WR	QB	RB	FB	K
Sept. 6	@ Philadelphia	Galloway	Jones	Kendall	Glover	Habib	Ballard	Fauria	Pritchard	Moon	Watters	Strong	Peterson
Sept. 13	Arizona	Galloway	Jones	Kendall	Glover	Habib	Ballard	Fauria	Pritchard	Moon	Watters	Strong	Peterson
Sept. 20	Washington	Galloway	Jones	Kendall	Glover	Habib	Ballard	Fauria	Pritchard	Moon	Watters	Strong	Peterson
Sept. 27	@ Pittsburgh	Galloway	Jones	Kendall	Glover	Habib	Ballard	Fauria	Pritchard	Moon	Watters	Strong	Peterson
Oct. 4	@ Kansas City	Galloway	Jones	Kendall	Glover	Habib	Ballard	Fauria	Pritchard	Moon	Watters	Strong	Peterson
Oct. 11	Denver	Galloway	Jones	Kendall	Glover	Habib	Ballard	Fauria	Pritchard	Moon	Watters	Strong	Peterson
Oct. 25	@ San Diego	Galloway	Jones	Kendall	Glover	Habib	Ballard	Fauria	Pritchard	Friesz	Watters	R. Brown	Peterson
Nov. 1	Oakland	Galloway	Jones	Kendall	Glover	Habib	Ballard	Fauria	Pritchard	Moon	Watters	Blades ^(ws)	Peterson
Nov. 8	Kansas City	Galloway	Jones	Kendall	Gray	Habib	Ballard	Fauria	Pritchard	Moon	Watters	Blades ^(ws)	Peterson
Nov. 15	@ Oakland	Galloway	Jones	Kendall	Gray	Habib	Ballard	McKnight ^(ws)	Pritchard	Moon	Watters	Fauria	Peterson
Nov. 22	@ Dallas	Galloway	Jones	Kendall	Gray	Habib	Ballard	Fauria	Pritchard	Moon	Watters	Strong	Peterson
Nov. 29	Tennessee	Galloway	Jones	Kendall	Gray	Habib	Ballard	Fauria	Pritchard	Kitna	Watters	McKnight ^(ws)	Peterson
Dec. 6	@ NY Jets	Galloway	Jones	Kendall	Gray	Habib	Ballard	Fauria	Pritchard	Kitna	Watters	Crumpler ^(re)	Peterson
Dec. 13	San Diego	Galloway	Jones	Kendall	Gray	Habib	Ballard	Fauria	Pritchard	Kitna	Watters	Blades ^(ws)	Peterson
Dec. 20	Indianapolis	Galloway	Jones	Kendall	Gray	Habib	Ballard	Blades ^(ws)	Pritchard	Kitna	Watters	McKnight ^(ws)	Peterson
Dec. 27	@ Denver	Galloway	Jones	Kendall	Gray	Habib	Ballard	Fauria	Pritchard	Kitna	Watters	Blades ^(ws)	Peterson

1998 DEFENSIVE STARTERS

DATE	GAME	LDE	LDT	RDT	RDE	OLB	MLB	OLB	LCB	RCB	SS	FS	P
Sept. 6	@ Philadelphia	Sinclair	Adams	Saleaumua	Daniels	Smith	Myles	Brown	Springs	W.Williams	Bellamy	D.Williams	Feagles
Sept. 13	Arizona	Sinclair	Adams	Kennedy	Daniels	Smith	Myles	Brown	Springs	W.Williams	Bellamy	D.Williams	Feagles
Sept. 20	Washington	Sinclair	Adams	Kennedy	Daniels	Logan	Smith	Brown	Springs	W.Williams	Bellamy	D.Williams	Feagles
Sept. 27	@ Pittsburgh	Sinclair	Adams	Kennedy	Daniels	Smith	Wells	Brown	Springs	W.Williams	Bellamy	D.Williams	Feagles
Oct. 4	@ Kansas City	Sinclair	Saleaumua	Kennedy	Daniels	Smith	Wells	Brown	Springs	W.Williams	Bellamy	D.Williams	Feagles
Oct. 11	Denver	Sinclair	Saleaumua	Kennedy	LaBounty	Smith	Wells	Brown	Springs	W.Williams	Bellamy	D.Williams	Feagles
Oct. 25	@ San Diego	Sinclair	Saleaumua	Kennedy	Daniels	Smith	Wells	Brown	Springs	W.Williams	Bellamy	D.Williams	Feagles
Nov. 1	Oakland	Sinclair	Saleaumua	Kennedy	Daniels	Wells	Myles	Brown	Springs	W.Williams	Bellamy	D.Williams	Feagles
Nov. 8	Kansas City	Sinclair	Saleaumua	Kennedy	Daniels	Smith	Wells	Brown	Springs	W.Williams	Bellamy	D.Williams	Feagles
Nov. 15	@ Oakland	Sinclair	Adams	Kennedy	Daniels	Simmons	Wells	Brown	Springs	W.Williams	Bellamy	D.Williams	Feagles
Nov. 22	@ Dallas	Sinclair	Adams	Kennedy	Daniels	Smith	Wells	Brown	Springs	Thomas	Bellamy	D.Williams	Feagles
Nov. 29	Tennessee	Sinclair	Adams	Kennedy	Daniels	Simmons	Smith	Brown	Springs	W.Williams	Bellamy	D.Williams	Feagles
Nov. 6	@ NY Jets	Sinclair	Adams	Kennedy	Daniels	Simmons	Myles	Brown	Springs	W.Williams	Bellamy	D.Williams	Feagles
Dec. 13	San Diego	Sinclair	Adams	Kennedy	Daniels	Smith	Myles	Brown	Springs	Thomas	Bellamy	D.Williams	Feagles
Dec. 20	Indianapolis	Sinclair	Adams	Kennedy	Daniels	Smith	Myles	Brown	Springs	W.Williams	Bellamy	D.Williams	Feagles
Dec. 27	@ Denver	Sinclair	Adams	Kennedy	Daniels	Simmons	Myles	Brown	Springs	W.Williams	Bellamy	D.Williams	Feagles

1998 OFFENSE

	9/6 PHI	9/13 ARZ	9/20 WAS	9/27 @PIT	10/4 @ KC	10/11 DEN	10/25 @ SD
Points	38	33	24	10	6	16	27
1 Quarter	14	10	7	0	3	0	7
2 Quarter	0	10	3	7	0	7	10
3 Quarter	17	0	14	3	3	3	3
4 Quarter	7	13	0	0	0	6	7
Overtime	-	-	-	-	-	-	-
First Downs	18	16	16	14	10	16	14
Rushing	8	5	6	3	3	4	4
Passing	10	10	9	8	6	10	7
Penalty	0	1	1	3	1	2	3
3rd Down Eff	6/12	3/11	5/15	3/11	2/14	6/17	1/8
Percentage	50.0	27.3	33.3	27.3	14.3	35.3	12.5
4th Down Eff	0/1	0/1	0/1	0/1	0/1	0/0	0/1
Percentage	00.0	00.0	00.0	00.0	00.0	00.0	00.0
Total Net Yds	406	244	299	230	167	319	274
Plays	56	58	66	52	59	67	43
Avg/Play	7.3	4.2	4.5	4.4	2.8	4.8	6.4
Net Yds Rush	188	123	163	61	73	77	40
Plays	34	32	32	21	26	24	22
Avg/Play	5.5	3.8	5.1	2.9	2.8	3.2	1.8
Net Yds Pass	218	121	136	169	94	242	234
Sack/loss	0/0	3/25	1/5	4/14	0/0	3/21	0/0
Gross Yds	218	146	141	183	94	263	234
Att/Comp	22/14	23/14	33/16	27/14	33/11	40/21	21/14
Int	0	0	0	1	2	1	0
Avg/Play	9.9	4.7	4.0	5.5	2.8	5.7	11.1
Punts/Avg.	4/43.3	4/41.0	7/45.6	3/43.3	7/43.7	9/49.6	4/41.0
Blocked	0	0	0	0	0	0	0
Punt Ret/Yds	6/48	2/0	1/1	0/0	4/81	6/33	4/90
Kickoff Ret/Yds	1/17	1/23	2/108	4/65	4/79	4/77	5/194
Int Ret/Yds	0/0	0/0	0/0	1/5	2/0	1/6	0/0
Penalties/Yds	6/50	5/34	7/71	2/5	12/88	12/93	8/66
Fumbles/Lost	1/0	4/2	0/0	4/3	3/2	0/0	1/0
Touchdowns	5	4	3	1	0	2	3
Rushing	1	0	1	0	0	0	1
Passing	3	2	1	1	0	1	1
Returns	0	0	1	0	0	0	1
Defense	1	2	0	0	0	1	0
Safeties	0	0	0	0	0	0	0
1 Pt PAT/Att	5/5	3/3	3/3	1/1	0/0	1/1	3/3
2Pt PAT/Att	0/0	0/1	0/0	0/0	0/0	0/1	0/0
FG/Att	1/1	2/2	1/2	1/2	2/3	1/1	2/2
Time of Poss	29:23	28:27	31:35	21:51	26:12	29:27	21:54
Take/Give Ratio	+3	+2	+3	-4	+1	+1	0
Avg Drive Start	33	39	32	23	40	24	47

1998 OFFENSE

11/1 OAK	11/8 KC	11/15 @OAK	11/22 @DAL	11/29 TEN	12/6 @NYJ	12/13 SD	12/20 IND	12/27 @DEN
18	24	17	22	20	31	38	27	21
3	14	7	0	0	14	14	7	7
7	10	3	14	3	7	7	3	0
8	0	0	0	7	10	7	0	0
0	0	7	8	10	0	10	17	14
-	-	-	-	-	-	-	-	-
22	16	15	17	20	13	17	23	19
6	7	5	4	7	5	8	11	5
14	4	9	9	12	6	7	11	12
2	5	1	4	1	2	2	1	2
5/15	2/11	0/13	1/8	5/12	2/9	4/13	7/16	2/10
33.3	18.2	00.0	12.5	41.7	22.2	30.8	43.8	20.0
2/3	0/0	1/1	1/2	0/1	1/1	0/1	0/1	1/1
66.6	00.0	100.0	50.0	00.0	100.00	00.0	00.0	100.0
333	202	293	249	378	377	238	376	241
70	54	67	47	59	47	67	74	54
4.8	3.7	4.4	5.3	6.4	8.0	3.6	5.1	4.5
80	108	101	66	82	106	108	226	24
28	32	29	17	19	22	34	41	13
2.9	3.4	3.5	3.9	4.3	4.8	3.2	5.5	1.8
253	94	192	183	296	271	130	150	217
3/22	2/14	5/28	2/18	1/2	1/7	2/10	4/27	3/26
275	108	220	201	298	278	140	177	243
39/29	20/12	33/17	28/15	39/24	24/17	31/16	29/16	38/23
1	2	3	1	1	2	3	0	1
6.0	4.3	5.1	6.1	7.4	10.8	3.9	4.5	5.3
2/41.0	6/38.0	10/43.4	4/43.8	3/44.0	4/47.5	5/46.6	3/45.0	6/43.0
0	0	0	0	0	0	0	0	0
2/13	1/5	3/65	1/0	3/36	1/12	2/2	3/10	2/32
6/141	3/43	5/111	5/92	5/100	5/109	3/104	5/118	5/129
1/74	2/5	3/21	1/22	1/0	2/21	3/61	0/0	1/5
4/16	13/96	14/141	5/19	8/45	8/84	3/18	5/26	5/26
6/4	0/0	0/0	1/1	2/2	2/2	2/0	3/0	1/0
2	3	2	3	2	4	5	3	3
1	2	0	0	0	1	2	1	1
1	0	1	2	2	2	1	1	2
0	0	1	0	0	0	0	0	0
0	1	0	1	0	1	2	1	0
0	0	0	0	0	0	0	0	0
2/2	3/3	2/2	2/2	2/2	4/4	5/5	3/3	3/3
1/1	0/0	0/0	1/1	0/0	0/0	0/0	0/0	0/0
1/1	1/1	1/1	0/0	2/2	1/1	1/1	2/4	0/0
32:49	28:48	28:47	21:34	24:00	22:14	29:31	34:42	22:08
-4	+1	+2	-1	-1	-1	+5	+2	0
26	28	27	23	23	22	40	27	33

1998 DEFENSE

	9/6 @PHI	9/13 ARZ	9/20 WAS	9/27 @PIT	10/4 @KC	10/11 DEN	10/25 @SD
Points	0	14	14	13	17	21	20
1 Quarter	0	0	7	7	3	14	0
2 Quarter	0	0	0	3	7	0	10
3 Quarter	0	7	0	3	7	0	7
4 Quarter	0	7	7	0	0	7	3
Overtime	-	-	-	-	-	-	-
First Downs	14	17	27	16	12	17	27
Rushing	10	6	4	10	8	8	6
Passing	3	10	20	5	3	9	20
Penalty	1	1	3	1	1	0	1
3rd Down Eff	6/16	5/15	4/15	8/18	6/18	3/12	7/17
Percentage	38.0	33.3	26.7	44.4	33.3	25.0	41.2
4th Down Eff	0/0	1/3	0/2	0/1	0/0	0/0	1/1
Percentage	00.0	33.3	00.0	00.0	00.0	00.0	100.0
Total Net Yds	174	274	465	285	251	373	391
Plays	64	69	78	72	65	64	85
Avg/Play	2.7	4.0	6.0	4.0	3.9	5.8	4.6
Net Yds Rush	162	111	96	185	131	202	111
Plays	32	26	21	45	42	34	32
Avg/Play	5.1	4.3	4.6	4.1	3.1	5.9	3.5
Net Yds Pass	12	163	369	100	120	171	280
Sack/loss	9/51	7/41	3/14	2/8	4/22	3/14	1/1
Gross Yds	63	204	383	108	142	185	281
Att/Comp	23/9	36/22	54/27	25/16	19/12	27/13	52/25
Int	1	3	2	0	0	2	0
Avg/Play	0.4	3.8	6.5	3.7	5.2	5.7	5.3
Punts/Avg.	9/42.4	6/39.0	5/43.0	5/41.8	7/40.7	7/45.7	6/46.7
Blocked	0	0	0	0	0	0	0
Punt Ret/Yds	0/0	1/8	3/3	1/-1	1/8	5/88	1/13
Kickoff Ret/Yds	3/61	5/94	5/87	2/42	3/51	4/88	5/114
Int Ret/Yds	1/42	3/84	2/10	0/0	0/0	2/23	0/0
Penalties/Yds	2/12	7/98	6/40	7/57	5/48	9/89	10/65
Fumbles/Lost	3/2	2/1	2/1	0/0	5/5	2/0	0/0
Touchdowns	0	2	2	1	2	3	2
Rushing	0	1	0	1	1	1	1
Passing	0	1	2	0	1	2	1
Returns	0	0	0	0	0	0	0
Defense	0	0	0	0	0	0	0
Safeties	0	0	0	0	0	0	0
1 Pt PAT/Att	0/0	2/2	2/2	1/1	2/2	3/3	2/2
2Pt PAT/Att	0/0	0/0	0/0	0/0	0/0	0/0	0/0
FG/Att	0/0	0/0	0/2	2/3	1/1	0/0	2/2
Time of Poss	30:37	31:33	28:25	38:09	33:48	30:33	38:06
Take/Give Ratio	-3	-2	-3	+4	-1	-1	0
Avg Drive Start	17	26	26	42	35	26	26

1998 DEFENSE

11/1 OAK	11/8 KC	11/15 @OAK	11/22 @DAL	11/29 TEN	12/6 @NYJ	12/13 SD	12/20 IND	12/27 @DEN
31	12	20	30	18	32	17	23	28
7	3	0	10	3	7	7	7	0
0	3	7	6	3	6	7	3	14
14	0	0	0	0	6	0	10	7
10	6	13	14	12	13	3	3	7
-	-	-	-	-	-	-	-	-
14	24	21	29	23	31	16	18	31
4	7	7	10	8	5	3	3	12
9	13	10	17	13	21	13	13	18
1	4	4	2	2	5	0	2	1
6/13	3/13	2/12	10/15	4/13	10/19	9/16	1/10	8/14
46.2	23.1	16.7	66.6	30.8	52.6	56.3	10.0	57.0
0/2	1/2	0/1	0/0	1/1	3/4	0/0	0/1	1/2
00.0	50.0	00.0	100.0	100.0	75.0	00.0	00.0	50.0
293	357	380	465	343	488	277	362	511
57	74	67	79	69	86	71	59	78
5.1	4.8	5.7	5.9	5.0	5.7	3.9	6.1	6.6
73	97	131	173	164	70	66	32	195
31	19	33	36	30	23	25	18	40
2.4	5.1	4.0	4.8	5.5	3.0	2.6	1.8	8.3
220	260	249	292	179	418	211	330	316
3/16	5/26	3/17	1/4	4/20	0/0	4/24	2/5	2/22
236	286	266	296	199	418	235	335	338
23/13	50/32	31/20	42/28	35/18	63/42	42/17	39/23	36/26
1	3	2	1	0	1	7	1	0
8.5	4.7	7.3	6.8	4.6	6.6	4.6	8.0	4.9
3/43.3	4/45.5	6/40.7	3/40.3	4/48.3	3/45.0	4/46.3	4/45.8	2/49.5
0	0	0	0	0	0	0	0	0
1/7	2/2	6/133	2/11	1/12	4/40	2/16	1/17	2/14
4/104	4/70	3/67	4/67	5/54	6/123	6/110	6/113	3/66
1/8	3/59	2/36	1/25	0/0	1/36	7/104	1/28	0/0
9/65	17/152	7/60	15/129	8/68	7/49	8/105	5/45	8/75
3/0	4/1	2/1	1/0	3/2	2/2	2/1	1/1	2/1
4	1	2	3	1	4	2	2	4
0	1	1	1	1	2	1	1	0
2	0	0	2	0	2	0	1	4
0	0	1	0	0	0	0	0	0
2	0	0	0	0	0	1	0	0
0	0	0	0	0	0	0	0	0
4/4	0/0	2/2	3/3	0/0	2/2	2/2	2/2	4/4
0/0	0/1	0/0	0/0	0/1	0/2	0/0	0/0	0/0
1/1	2/3	2/3	3/3	4/4	2/2	1/1	3/3	0/2
27:11	31:12	31:13	38:26	36:00	37:46	30:29	25:18	37:52
+4	-1	-2	+1	+1	+1	-5	-2	0
47	21	27	25	24	28	25	28	29

1998

3RD DOWN EFFICIENCY

DATE	TEAM	-----Yards to Go-----										TOTAL	PCT.
		1	2	3	4	5	6	7	8	9	10+		
9/6	Seahawks @ Philadelphia	1-2	0-1	0-1	0-0	1-2	0-0	2-2	0-1	1-1	1-2	6-12	.500
		3-3	1-2	0-0	0-1	1-1	0-0	0-1	0-1	0-2	1-2	0-4	6-16
9/13	Seahawks Arizona	1-1	0-1	0-1	1-1	0-1	0-0	0-0	1-1	0-0	0-5	3-11	.273
		0-0	3-4	2-3	0-1	0-1	0-1	0-1	0-0	0-0	0-4	5-15	.333
9/20	Seahawks Washington	1-2	0-0	1-2	0-2	1-1	0-0	1-3	1-2	0-0	0-3	5-15	.333
		0-0	1-2	2-2	0-0	0-1	0-1	0-1	0-2	0-1	1-5	4-15	.267
9/27	Seahawks Pittsburgh	0-0	0-0	0-1	0-0	1-1	0-1	0-1	0-0	1-1	1-6	3-11	.273
		4-4	0-0	2-4	1-1	0-0	0-1	1-2	0-2	0-1	0-3	8-18	.444
10/4	Seahawks @ Kansas City	1-1	0-0	0-0	0-1	0-1	0-0	1-2	0-0	0-3	0-6	2-14	.143
		3-3	0-3	0-1	1-1	1-1	0-1	1-1	0-1	0-1	0-5	6-18	.333
10/11	Seahawks Denver	1-1	3-3	0-0	1-3	0-2	0-0	1-2	0-2	0-2	0-2	6-17	.353
		1-1	0-0	1-2	0-0	0-0	0-1	0-0	0-3	0-1	1-4	3-12	.250
10/25	Seahawks @ San Diego	0-0	0-0	0-0	0-2	0-1	0-0	0-0	0-0	0-0	1-5	1-8	.125
		0-0	1-1	1-3	2-3	0-0	0-1	0-1	0-0	1-1	2-7	7-17	.412
11/1	Seahawks Oakland	0-0	1-3	0-0	0-1	2-2	1-1	0-2	0-2	0-0	1-4	5-15	.333
		1-1	0-1	0-0	1-1	0-1	0-0	1-1	1-1	0-2	2-5	6-13	.462
11/8	Seahawks Kansas City	1-1	0-0	0-1	0-1	0-0	0-0	0-0	0-0	0-0	1-8	2-11	.182
		1-1	0-0	0-1	0-1	0-2	0-1	0-0	1-2	0-0	1-5	3-13	.231
11/15	Seahawks @ Oakland	0-0	0-1	0-0	0-0	0-1	0-0	0-0	0-0	0-1	0-10	0-13	.000
		2-4	0-1	0-0	0-0	0-0	0-0	0-0	0-0	0-2	0-5	2-12	.166
11/22	Seahawks @ Dallas	0-0	0-0	0-3	0-0	0-0	1-1	0-0	0-0	0-1	0-3	1-8	.125
		3-3	0-0	3-3	0-1	0-0	0-0	1-1	0-0	0-1	3-6	10-15	.666
11/29	Seahawks Tennessee	1-2	1-1	0-0	1-1	1-2	1-2	0-0	0-0	0-0	0-4	5-12	.416
		0-0	0-1	0-0	0-0	0-0	0-1	0-0	0-2	0-0	4-9	4-13	.308
12/6	Seahawks @ New York Jets	0-2	0-1	0-3	1-1	0-0	0-0	0-0	0-0	0-0	1-2	2-9	.222
		2-3	0-0	1-2	0-1	1-2	1-1	3-3	0-1	1-1	1-5	10-19	.526
12/13	Seahawks San Diego	2-3	0-1	0-0	1-1	0-1	1-1	0-1	0-0	0-2	0-3	4-13	.308
		3-3	2-3	0-0	0-0	0-0	0-1	0-1	2-2	0-0	2-6	9-16	.563
12/20	Seahawks Indianapolis	0-0	2-2	1-1	2-3	0-2	0-0	0-1	2-2	0-0	0-5	7-16	.438
		0-0	0-3	0-1	0-0	1-1	0-1	0-1	0-0	0-0	0-3	1-10	.100
12/27	Seahawks @ Denver	0-1	0-0	1-1	1-1	0-0	0-0	0-0	0-1	0-0	0-6	2-10	.200
		2-4	0-0	0-0	1-1	0-0	1-1	1-1	1-2	0-0	2-5	8-14	.571
Totals	Seahawks Opponents	9-16	7-14	3-14	8-18	6-17	4-6	5-14	4-11	2-11	6-74	54-195	.277
		25-30	8-21	12-22	6-12	4-10	2-12	8-15	5-20	3-13	19-81	92-236	.389

1998

DRIVE CHART

DATE	TEAM	-----DRIVE ENDED BY-----											PTS	PTS/DRV	EFF.
		DRIVES	3/OUT	TD	FG	FGA	PNT	DWN	TRN	SAF	CLK				
9/6	Seahawks	12	2	4	1	1	4	1	0	0	2	31	2.6	.416	
	@ Eagles	12	4	0	0	0	9	0	3	0	0	0	0.0	.000	
9/13	Seahawks	11	2	2	2	2	4	1	2	0	0	20	1.8	.364	
	Cardinals	13	3	2	0	0	6	1	4	0	0	14	1.1	.153	
9/20	Seahawks	13	4	2	1	2	7	1	0	0	1	17	1.3	.231	
	Redskins	14	3	2	0	2	5	2	3	0	0	14	1.0	.143	
9/27	Seahawks	11	5	1	1	2	3	1	4	0	0	10	0.9	.182	
	Steelers	12	3	1	2	3	5	1	0	0	2	13	1.1	.250	
10/4	Seahawks	16	5	0	2	3	7	1	4	0	1	6	0.4	.125	
	@ Chiefs	16	8	2	1	1	7	0	5	0	1	17	1.1	.188	
10/11	Seahawks	12	4	1	1	1	9	0	1	0	0	10	0.8	.167	
	Broncos	13	4	3	0	0	7	0	2	0	1	21	1.6	.231	
10/25	Seahawks	10	3	2	2	2	4	1	0	0	1	20	2.0	.400	
	@ Chargers	11	2	2	2	2	6	0	0	0	1	20	1.8	.364	
11/1	Seahawks	11	2	2	1	1	2	1	4	0	1	17	1.6	.273	
	Raiders	11	3	3	1	1	3	2	1	0	1	24	2.2	.364	
11/8	Seahawks	12	3	2	1	1	6	0	2	0	1	17	1.4	.250	
	Chiefs	13	2	1	2	3	4	1	4	0	0	13	1.0	.231	
11/15	Seahawks	15	3	1	1	1	10	0	3	0	0	10	1.5	.133	
	@ Raiders	15	4	1	2	3	6	1	3	0	1	13	1.2	.200	
11/22	Seahawks	9	1	2	0	0	4	1	2	0	0	14	1.5	.222	
	@ Cowboys	11	2	3	3	3	3	0	1	0	1	30	2.7	.545	
11/29	Seahawks	10	2	2	2	2	3	1	2	0	0	20	2.0	.400	
	Oilers	10	2	1	4	4	4	0	1	0	0	19	1.8	.500	
12/6	Seahawks	12	3	3	1	1	4	0	4	0	0	24	2.0	.333	
	@ NY Jets	12	2	4	2	2	3	1	2	0	0	34	2.6	.500	
12/13	Seahawks	14	3	3	1	1	5	1	3	0	1	24	1.7	.286	
	Chargers	15	3	1	1	1	4	0	8	0	1	10	0.7	.133	
12/20	Seahawks	11	3	2	2	4	3	1	0	0	1	20	1.8	.364	
	Colts	12	3	2	3	3	4	1	2	0	0	23	2.1	.417	
12/27	Seahawks	10	4	3	0	0	6	0	1	0	0	21	2.1	.300	
	@ Broncos	11	0	4	0	2	2	1	1	0	1	28	2.5	.364	
TOT	Seahawks	189	49	32	19	24	81	11	32	0	9	281	1.5	.270	
	Opponent	201	48	32	23	30	78	11	40	0	10	293	1.4	.274	

1998

INSIDE THE 20

DATE	TEAM	TRIPS/SCORES	TD	ATT/FG	POINTS	INT	FUM	DNWS	TOS	CLOCK
9/6	Seahawks	3/2	2	0/0	14	0	0	1	0	0
	@ Philadelphia	0/0	0	0/0	0	0	0	0	0	0
9/13	Seahawks	4/3	2	1/1	17	0	1	0	1	0
	Arizona	1/1	1	0/0	7	0	0	0	0	0
9/20	Seahawks	2/2	1	1/1	10	0	0	0	0	0
	Washington	2/0	0	1/0	0	0	0	1	0	0
9/27	Seahawks	1/1	1	0/0	7	0	0	0	0	0
	@ Pittsburgh	3/3	1	2/2	13	0	0	0	0	0
10/4	Seahawks	3/2	0	3/2	6	0	0	0	0	0
	@ Kansas City	3/2	1	1/1	10	0	1	0	1	0
10/11	Seahawks	1/1	0	1/1	3	0	0	0	0	0
	Broncos	3/2	2	0/0	14	0	0	0	0	1
10/25	Seahawks	3/3	1	2/2	13	0	0	0	0	0
	@ San Diego	4/3	2	1/1	17	0	0	0	0	1
11/1	Seahawks	2/2	2	0/0	15	0	0	0	0	0
	Oakland	2/2	1	1/1	10	0	0	0	0	0
11/8	Seahawks	2/2	2	0/0	14	0	0	0	0	0
	Kansas City	2/2	1	1/1	10	0	0	0	0	0
11/15	Seahawks	2/2	1	1/1	10	0	0	0	0	0
	@ Oakland	3/1	0	2/1	3	0	0	1	0	0
11/22	Seahawks	1/1	1	0/0	7	0	0	0	0	0
	@ Dallas	4/4	3	1/1	24	0	0	0	0	0
11/29	Seahawks	2/1	1	0/0	7	0	1	0	1	0
	Tennessee	3/3	1	2/2	13	0	0	0	0	0
12/6	Seahawks	0/0	0	0/0	0	0	0	0	0	0
	@ New York Jets	7/6	4	2/2	32	0	0	1	0	0
12/13	Seahawks	6/4	3	1/1	24	1	0	1	1	0
	San Diego	2/2	1	1/1	10	0	0	0	0	0
12/20	Seahawks	2/2	1	1/1	10	0	0	0	0	0
	Indianapolis	5/4	2	2/2	20	0	0	1	0	0
12/27	Seahawks	3/3	3	0/0	21	0	0	0	0	0
	@ Denver	3/3	3	0/0	21	0	0	0	0	0
Totals	Seahawks	37/31	21	11/10	178	1	2	2	3	0
	Opponents	47/38	23	17/15	204	0	1	4	1	2

1998 SUPERLATIVES

Overall	8-8	When Leading After 3 Quarters	7-2
Home	6-2	When Trailing After 3 Quarters	1-6
Road	2-6	When Tied After 3 Quarters	0-0
By Month		When Scoring...	
September	3-1	First	5-4
October	1-2	>19 Points	0-5
November	2-3	<20 Points	8-3
December	2-2		
Turf		When Outrushing Opponents	6-2
Artificial	7-5	When + in Time of Possession	2-1
Natural	1-3	When - in Time of Possession	6-7
Vs. AFC	5-7	When = in Time of Possession	0-0
West	3-5	When + in Takeaway/Giveaway	6-3
Central	2-1	When - in Takeaway/Giveaway	1-4
East	0-1	When = in Takeaway Giveaway	1-1
Vs. NFC	3-1	With a 100-Yard Rusher	5-0
West	0-0	With a 100-Yard Receiver	3-1
Central	0-0	With a 300-Yard Passer	0-0
East	3-1		
When Leading at Halftime	6-3	Versus an Opponent 100-Yard Rusher	0-3
When Trailing at Halftime	2-5	Versus an Opponent 100-Yard Receiver	2-3
When Tied at Halftime	0-0	Versus an Opponent 300-Yard Passer	2-2

1998 WEEKLY RANKINGS

NFL

AFC

WEEK	OFFENSE			DEFENSE			WEEK	OFFENSE			DEFENSE		
	TOTAL	RUSH	PASS	TOTAL	RUSH	PASS		TOTAL	RUSH	PASS	TOTAL	RUSH	PASS
1	4	2	16	1	27	1	1	2	1	7	1	14	1
2	15	3t	22	1	25	1	2	8	1	11	1	13	1
3	14	2	24	8	21	9	3	7	1	12	5	12	5
4	20	9	24	9	25	3	4	10	6	11	6	12	3
5	24	12	27	7	25	3	5	13	9	13	6	13	3
6	22	14	23	12	26	3	6	12	8	12	7	13	2
7	21	15	24	10	26	3	7	11	8	12	7	13	3
8	22	18	22	18	26	6	8	12	9	11	10	13	4
9	22	20t	21	15	25	6	9	12	11t	10	8	13	4
10	25	21t	23	21	25	12	10	14	12t	12	9	13	6
11	25	20	24	24	23	14	11	13	11	12	12	12	6
12	27	21t	26	25	26	17	12	14	12	13	12	13	8
13	25	24	22	25	26	14	13	14	13	11	12	13	7
14	23	23	20	27	25	20	14	12	12	10	13	13	11
15	25	24	23	26	21	21	15	14	13	12	13	13	11
16	23	18t	24	25	19	23	16	12	8	12	12	12	11
17	23	22	24	27	21	27	17	12	11	12	13	12	15

1998 MISCELLANEOUS

DRIVE ENGINEERING

QB	DRIVES ENDED BY											POINTS YLD	POINTS DRIVE	DRIVE EFF.
	DRIVES STARTED	TD	FG	FGA	PNT	DWN	TRN	SAF	GM	HLF				
Moon	107	16	10	12	52	5	18	0	2	2	142	1.3	24.3	
Friesz	23	3	3	4	8	2	3	0	1	2	29	1.3	26.1	
Kitna	59	13	6	8	21	4	11	0	1	1	109	1.8	32.2	
Opponents	201	32	23	30	78	11	40	0	9	1	293	1.4	27.4	

YARDS GAINED BY DOWN

TEAM	1ST DOWN			2ND DOWN			3RD DOWN			4TH DOWN			SEASON		
	ATT	YDS	AVG	ATT	YDS	AVG	ATT	YDS	AVG	ATT	YDS	AVG	ATT	YDS	AVG
Seattle	412	2203	5.3	316	1557	4.9	195	801	4.1	17	65	3.8	940	4626	4.9
Opponents	493	2392	4.9	388	2059	5.3	236	1149	4.9	20	89	4.5	1137	5689	5.0

FIRST DOWN TENDENCIES

TEAM	RUSHING			PASSING			OVERALL			TIMES GAINED			
	ATT	YDS	AVG	ATT	YDS	AVG	ATT	YDS	AVG	10+	5+	0	NEG
Seattle	225	766	3.4	187	1437	7.7	412	2203	5.3	67	86	81	41
Opponents	266	841	3.2	227	1551	6.8	493	2392	4.9	80	89	90	47

GOAL-TO-GO

TEAM	ATT	TD	FG	FGA	INT	FMBL	DWN	GAME	PIS
Seattle	43	14	5	5	0	0	1	0	113
Opponents	70	17	5	5	0	0	2	2	132

TAKEAWAYS/GIVEAWAYS

	NO	RESULTING IN...	TD	FG	FGA	SAF	INT	FMBL	PNT	DWN	GAME	PIS
Takeaways	42		17	4	4	0	1	1	16	1	2	131
Giveaways	34		8	4	6	0	3	4	10	2	1	68

TIMES LEADING THE TEAM IN...

- Receptions:** Galloway 6 (at Phil, 9/6) (at Pitt, 9/27) (at KC, 10/4) (Den, 10/11) (SD, 12/13) (Ind, 12/20); Pritchard 5 (Arz, 9/13) (at Oak, 11/15) (at Dal, 11/22) (at NYJ, 12/6) (at Den, 12/27); Watters 4 (Wash, 9/20) (at SD, 10/25) (Oak, 11/1) (Ten, 11/29); Blades 1 (Arz, 9/13); Broussard 1 (KC, 11/8)
- Receiving Yds:** Galloway 8 (at Phil, 9/6) (at Pitt, 9/27) (at KC, 10/4) (at SD, 10/25) (KC, 11/8) (at NYJ, 12/6) (SD, 12/13) (Ind, 12/20); Pritchard 6 (Arz, 9/13) (Wash 9/20) (Den, 10/11) (at Oak, 11/15) (at Dal, 11/22) (at Den, 12/27); Watters 1 (Oak, 11/1), McKnight 1 (Ten, 11/29)
- Rushing Yds:** Watters 15 (Arz, 9/13) (Wash, 9/20) (at Pitt, 9/27) (at KC, 10/4) (Den, 10/11) (at SD, 10/24) (Oak, 11/1) (KC, 11/8) (at Oak, 11/15) (at Dal, 11/22) (Ten, 11/29) (at NYJ, 12/6) (SD, 12/13) (Ind, 12/20) (at Den, 12/27); Green 1 (at Phil, 9/6).
- Tackles:** Chad Brown 8 (at Pitt, 9/27) (at KC, 10/4) (Den, 10/11) (Oak, 11/1) (KC, 11/8) (at Dal, 11/22) (Ten, 11/29) (SD, 12/13); D. Williams 4 (at Oak, 11/15) (at NYJ, 12/6) (Ind, 12/20) (at Den, 12/27); Darrin Smith 2 (at Phil, 9/6) (Arz, 9/13); Logan 1 (Wash 9/20); Springs 1 (at SD, 10/25); Simmons 1 (at Den, 12/27)
- Sacks:** Sinclair 9 (at Phil, 9/6) (Arz, 9/13) (Wash, 9/20) (at Pitt, 9/27) (Den, 10/11) (at SD, 10/25) (at Dal, 11/22) (Ten, 11/29) (Ind, 12/20); Darrin Smith 2 (Arz 9/13) (at KC, 10/4); Chad Brown 5 (at Pitt, 9/27) (at KC, 10/4) (Den, 10/11) (KC, 11/8) (at Oak, 11/15); LaBounty 2 (Den, 10/11) (SD, 12/13); Daniels 2 (Oak, 11/1) (at Den, 12/27); Adams 1 (Ind, 12/20); Logan 1 (Wash, 9/20);

1998 HONORS

SAM ADAMS, DT

Seahawks NFL Man of the Year

HOWARD BALLARD, T

Byron "Whizzer" White Award
NFL Players Association

JAY BELLAMY, S

Special Teams Captain

CHAD BROWN, LB

Seahawks Most Valuable Player
(as voted by teammates)

AFC Pro Bowl Starter

First-Team All-Pro

Associated Press/Sports Illustrated

College & Pro Football Weekly

The Sporting News

Sports Star of the Year Nominee

Seattle Post-Intelligencer

Second-Team All-Pro

Football Digest

All-NFL Team

Pro Football Weekly

All-AFC Team

Pro Football Weekly/Football News

AFC Defensive Player of the Month (for November)

KEVIN GLOVER, C

Offensive Captain

CORTEZ KENNEDY, T

Ed Block Courage Award

AFC Pro Bowl Squad

JON KITNA, QB

Unsung Hero Award

NFL Players Association

AFC Offensive Player of the Week 13 (vs. Tennessee)

WARREN MOON, QB

Offensive Captain

DESHONE MYLES, LB

All-Rookie Team

Football Digest

ANTHONY SIMMONS, LB

All-Rookie Team

Pro Football Weekly/College & Pro Football Weekly

MICHAEL SINCLAIR, DE

Steve Largent Award

(awarded to the player who exemplifies the spirit, dedication and integrity of the Seahawks)

Defensive Captain

AFC Pro Bowl Squad

First-Team All-Pro

Football Digest/USA Today

Second-Team All-Pro

Associated Press

All-AFC Team

Pro Football Weekly/Football News

SHAWN SPRINGS, CB

AFC Pro Bowl Squad

DARRYL WILLIAMS, FS

Defensive Captain

1998 STANDINGS

AFC

Eastern Division	W	L	T	Pct.	Pts	Opp.
N.Y. Jets	12	4	0	.750	416	266
# Miami	10	6	0	.625	321	265
# Buffalo	10	6	0	.625	400	333
# New England	9	7	0	.563	337	329
Indianapolis	3	13	0	.188	310	444
Central Division	W	L	T	Pct.	Pts	Opp.
Jacksonville	11	5	0	.688	392	338
Tennessee	8	8	0	.500	330	320
Pittsburgh	7	9	0	.438	263	303
Baltimore	6	10	0	.375	269	335
Cincinnati	3	13	0	.188	268	452
Western Division	W	L	T	Pct.	Pts	Opp.
Denver	14	2	0	.875	501	309
Oakland	8	8	0	.500	288	356
Seattle	8	8	0	.500	372	310
Kansas City	7	9	0	.438	327	363
San Diego	5	11	0	.313	241	342

NFC

Eastern Division	W	L	T	Pct.	Pts	Opp.
Dallas	10	6	0	.625	381	275
# Arizona	9	7	0	.563	325	378
N.Y. Giants	8	8	0	.500	287	309
Washington	6	10	0	.375	319	421
Philadelphia	3	13	0	.188	161	344
Central Division	W	L	T	Pct.	Pts	Opp.
Minnesota	15	1	0	.938	556	296
# Green Bay	11	5	0	.688	408	319
Tampa Bay	8	8	0	.500	314	295
Detroit	5	11	0	.313	306	378
Chicago	4	12	0	.250	276	368
Western Division	W	L	T	Pct.	Pts	Opp.
Atlanta	14	2	0	.875	442	289
# San Francisco	12	4	0	.750	479	328
New Orleans	6	10	0	.375	305	359
Carolina	4	12	0	.250	336	413
St. Louis	4	12	0	.250	285	378

AFC Wild Card

MIAMI 24, BUFFALO 17
JACKSONVILLE 25, New England 10

AFC Divisional

DENVER 38, Miami 3
NY JETS 34, Jacksonville 24

AFC Championship

DENVER 23, NY Jets 10

NFC Wild Card

ARIZONA 20, DALLAS 7
SAN FRANCISCO 30, Green Bay 27

NFC Divisional

ATLANTA 20, San Francisco 18
MINNESOTA 41, Arizona 21


NFC Championship

ATLANTA 30, Minnesota 27 (OT)

Super Bowl XXXIII

Denver 34, ATLANTA 19

ALL-TIME REVIEW



1976 REVIEW (2-12)

DATE	W/L	SCORE	OPP	ATT	SCORING	TD	RU	PA	Rt	PAT	FG	S	Pts
09/12	L	24-30	St. Louis	58,441	Leypoldt	0	0	0	0	19-22	8-12	0	43
09/19	L	7-31	at Washington	53,174	Smith	5	4	1	0	0	0	0	30
09/26	L	21-37	San Francisco	59,108	Largent	4	0	4	0	0	0	0	24
10/03	L	13-28	Dallas	62,027	McCullum	4	0	4	0	0	0	0	24
10/10	L	20-28	Green Bay (Mil)	54,983	McKinnis	4	0	0	0	0	0	0	24
10/17	W	13-10	at Tampa Bay	43,812	Zorn	4	0	0	0	0	0	0	24
10/24	L	14-41	Detroit	61,280	SEA	29	14	13	2	26-29	9-16	1	229
10/31	L	6-41	at L.A. Rams	52,035	OPP	53	20	27	6	51-53	20-30	0	429
11/07	W	31-13	Atlanta	57,985									
11/14	L	21-27	at Minnesota	45,087	RUSHING		ATT	Yds	Avg	LG	TD		
11/21	L	27-51	New Orleans	61,865	Smith	119	537	4.5	53	4			
11/28	L	16-28	at N.Y. Giants	65,111	Zorn	52	246	4.7	19	4			
12/05	L	7-34	Chicago	60,510	Testerman	67	246	3.8	16	1			
12/12	L	10-27	at Philadelphia	37,949	Nelson	52	173	3.3	25	1			
					McKinnis	46	105	2.2	14	4			
					SEA	374	1413	3.7	53	14			
					OPP	614	2881	4.6	47	20			

TEAM STATISTICS	SEA	OPP
TOTAL FIRST DOWNS	237	323
Rushing	75	166
Passing	140	136
Penalty	22	21
3rd Down: Made/Att	59/221	96/219
3rd Down Pct.	26.7	43.8
4th Down: Made/Att	15/20	6/16
4th Down Pct.	75.0	37.8
TOTAL NET YARDS	4062	5405
Avg. Per Game	290.1	386.0
Total Plays	882	1008
Avg. Per Play	4.6	5.3
NET YARDS RUSHING	1413	2881
Avg. Per Game	100.9	206.0
Total Rushes	374	614
NET YARDS PASSING	2649	2524
Avg. Per Game	189.2	180.0
Sacked/Yards Lost	28/225	27/246
Gross Yards	2874	2770
Att./Completions	480/229	367/223
Completion Pct.	47.7	60.7
Had Intercepted	30	15
PUNTS/AVERAGE	82/37.4	65/35.0
NET PUNTING AVG.	30.1	29.6
PENALTIES/YARDS	80/684	106/926
FUMBLES/LOST	30/18	23/13
TOUCHDOWNS	29	53
Rushing	14	20
Passing	13	27
Returns	2	6
TOTAL POINTS	229	429

BY QUARTERS	1	2	3	4	OT	Tot
SEA	39	73	61	56	0	229
OPP	91	116	127	95	0	429

	ATT	Yds	Avg	LG	TD
SEA	374	1413	3.7	53	14
OPP	614	2881	4.6	47	20

	No	Yds	Avg	LG	TD
RECEIVING					
Largent	54	705	13.0	45	4
Howard	37	422	11.4	30	0
Smith	36	384	10.6	34	1
McCullum	32	506	15.8	72	4
Testerman	25	232	9.2	25	1
SEA	229	2874	12.5	80	13
OPP	223	2770	12.4	66	27

	No	Yds	Avg	LG	TD
INTERCEPTIONS					
Brown	4	70	17.5	33	0
Woolsey	4	19	4.7	13	0
Matthews	3	60	20.0	40	1
SEA	15	218	14.5	40	1
OPP	30	388	12.9	70	4

	No	FC	Yds	Avg	LG	TD
PUNT RETURNS						
Blackwood	19	2	132	6.9	26	0
Brown	13	4	74	5.6	19	0
SEA	39	6	246	6.3	26	0
OPP	56	3	534	9.5	50	1

	No	Yds	Avg	LG	TD
KICKOFF RETURNS					
Ross	30	655	21.8	45	0
Bolton	15	280	18.6	30	0
SEA	79	1605	20.3	45	0
OPP	46	1041	22.6	41	0

	No	Yds	Avg	NET	TB I20	LG	B
PUNTING							
Engles	80	3067	38.3	29.9	3	13	55
SEA	82	3067	37.4	30.1	3	13	55
OPP	65	2275	35.0	29.6	5	10	54

PASSING	ATT	CMP	Yds	CMP% Yds/Att	TD	TD%	INT	INT%	LG	SACKED	RATING
Zorn	439	208	2571	47.3 5.85	12	2.7	27	6.1	80	25/196	49.4
Munson	37	20	295	54.0 7.97	1	2.7	3	8.1	44	3/29	----
SEA	480	229	2874	47.7 5.98	13	3.7	30	6.2	80	26/225	49.9
OPP	367	223	2770	60.7 7.54	27	7.3	15	4.0	66	27/246	91.7

FIELD GOALS	1-19	20-29	30-39	40-49	50+
Bitterlich	0-0	1-1	0-2	0-1	0-0
Leyboldt	0-0	2-2	1-2	5-7	0-1
SEA	0-0	3-3	1-4	5-8	0-1
OPP	1-1	7-7	7-11	5-9	0-2

Bitterlich: (27) (—) (36W,40W,33W)

Leyboldt: () () (—) (48,44,45B) (25,39,51S)

(—) (43,41) (—) (36W) (—) (45,46R) (—) (24)

OPP: (28,46W,22,26) (37) (45,45,31) (50B,39W)

(—) (38,36W,35B) (25,44) (20) (44W,18,40B,21)

(32W,43,39) (46,36,21)(—) (45S,51S) (33,37)

DEFENSIVE STATISTICS

PLAYER	T	S	A	Sac	PD	FF	FR
Brown	111	85	26	0.0	17	2	0
Curtis	107	66	41	1.0	1	0	1
Bradley	101	75	26	0.0	4	1	1
Matthews	92	75	17	0.0	13	0	0
Niehaus	90	58	32	8.5	0	0	1

RECORD (FINISH): 2-12 (5th, NFC West)

HEAD COACH: Jack Patera (2-12, .143)

ASSISTANTS: Sam Boghosian (Off. Coord./OL), Bob Hollway (Def. Coord./DBs), Earl Leggett (DL), Andy MacDonald (RBs), Larry Peccatiello (LBs), Jerry Rhome (QBs/ WRs/TEs)

CAPTAINS: T Norm Evans (Off), LB Mike Curtis (Def), LB Ed Bradley (Sp. Teams)

MVP: QB Jim Zorn

PRO BOWL: None

NATIONAL HONORS: Jim Zorn, NFC Offensive Rookie of the Year; DT Steve Niehaus, NFC Defensive Rookie of the Year

ALL-NFL: None

AFC

EASTERN	W	L	T	Pct.	Pts.	Opp.
Baltimore	11	3	0	.786	417	246
New England*	11	3	0	.786	376	236
Miami	6	8	0	.429	263	264
NY Jets	3	11	0	.214	169	383
Buffalo	2	12	0	.143	245	363

CENTRAL	W	L	T	Pct.	Pts.	Opp.
Pittsburgh	10	4	0	.714	342	138
Cincinnati	10	4	0	.714	335	210
Cleveland	9	5	0	.643	267	287
Houston	5	9	0	.357	222	273

WESTERN	W	L	T	Pct.	Pts.	Opp.
Oakland	13	1	0	.929	350	237
Denver	9	5	0	.643	315	206
San Diego	6	8	0	.429	248	285
Kansas City	5	9	0	.357	290	376
Tampa Bay	0	14	0	.000	125	412

NFC

EASTERN	W	L	T	Pct.	Pts.	Opp.
Dallas	11	3	0	.786	296	194
Washington	*10	4	0	.714	291	217
St. Louis	10	4	0	.714	309	267
Philadelphia	4	10	0	.286	165	286
NY Giants	3	11	0	.214	170	250

CENTRAL	W	L	T	Pct.	Pts.	Opp.
Minnesota	11	2	1	.821	305	176
Chicago	7	7	0	.500	253	216
Detroit	6	8	0	.429	262	220
Green Bay	5	9	0	.357	218	299

WESTERN	W	L	T	Pct.	Pts.	Opp.
Los Angeles	10	3	1	.750	351	190
San Francisco	8	6	0	.571	270	190
Atlanta	4	10	0	.286	172	312
New Orleans	4	10	0	.286	253	346
Seattle	2	12	0	.143	229	429

Pos.	OFFENSE	STARTS
WR	Sam McCullum	13
LT	Nick Bebout	13
LG	Bob Penchion	13
C	Fred Hoaglin	7
	*Art Kuehn	7
RG	John Demarie	7
	Bob Newton	7
RT	Norm Evans	10
TE	Ron Howard	13
WR	*Steve Largent	13
QB	*Jim Zorn	14
RB	*Sherman Smith	9
FB	*Don Testerman	8
	DEFENSE	
LE	Dave Tipton	12
LT	*Steve Niehaus	14
RT	Richard Harris	8
RE	Bob Lurtsema	13
LLB	Ken Geddes	9
	*Sammy Green	5
MLB	Ed Bradley	14
RLB	Mike Curtis	14
LCB	Eddie McMillan	14
RCB	Rolly Woolsey	11
FS	Dave Brown	14
SS	Al Matthews	14
	SPECIAL TEAMS	
K	Don Bitterlich	3
	John Leyboldt	11
P	Rick Engles	14

*Rookie or first-year player

1977 REVIEW (5-9)

DATE	W/L	SCORE	OPPONENT	ATT.	SCORING	TD	Ru	Pa	Rt	PAT	FG	S	Pts
09/18	L	14-29	Baltimore	58,991	Largent	10	0	10	0	0	0	0	60
09/25	L	20-42	at Cincinnati	45,579	Leypoldt	0	0	0	0	33-37	9-18	0	60
10/02	L	13-24	Denver	53,108	Sims	8	5	3	0	0	0	0	48
10/09	L	0-31	at New England	45,929	Smith	6	4	2	0	0	0	0	36
10/16	W	30-23	Tampa Bay	54,783	Testerman	5	1	4	0	0	0	0	30
10/23	L	13-31	at Miami	29,855	SEA	37	12	23	2	33-37	9-18	0	282
10/30	W	56-17	Buffalo	61,180	OPP	43	21	19	3	42-43	23-31	0	373
11/06	L	7-44	at Oakland	50,929									
11/13	W	17-0	at N. Y. Jets	43,973	RUSHING				ATT	Yds	AVG	LG	TD
11/20	L	10-22	Houston	61,519	Smith	163	763	4.7	39	4			
11/27	L	28-30	San Diego	55,338	Testerman	119	459	3.8	20	1			
12/04	L	20-30	at Pittsburgh	45,429	Sims	99	369	3.7	17	5			
12/11	W	34-31	at Kansas City	22,562	Hunter	32	179	5.5	20	1			
12/18	W	20-19	Cleveland	61,583	Zorn	25	141	5.6	15	1			
					SEA	461	1964	4.2	39	12			
					OPP	596	2485	4.1	41	21			

TEAM STATISTICS	SEA	OPP
TOTAL FIRST DOWNS	251	295
Rushing	116	152
Passing	116	125
Penalty	19	18
3rd Down: Made/Att	72/187	86/206
3rd Down Pct.	38.5	42.7
4th Down: Made/Att	6/16	9/14
4th Down Pct.	37.8	64.3
TOTAL NET YARDS	4292	4818
Avg. Per Game	306.5	344.1
Total Plays	869	963
Avg. Per Play	4.9	5.0
NET YARDS RUSHING	1964	2485
Avg. Per Game	140.2	177.5
Total Rushes	461	596
NET YARDS PASSING	2328	2333
Avg. Per Game	166.2	166.6
Sacked/Yards Lost	21/131	18/131
Gross Yards	2459	2464
Att./Completions	387/175	349/196
Completion Pct.	45.2	56.1
Had Intercepted	32	25
PUNTS/AVERAGE	64/37.9	54/35.9
NET PUNTING AVG.	30.9	30.8
PENALTIES/YARDS	76/666	96/794
FUMBLES/BALL LOST	26/13	20/11
TOUCHDOWNS	37	43
Rushing	12	21
Passing	23	19
Returns	2	3
TOTAL POINTS	282	373

BY QUARTERS	1	2	3	4	OT	Tot
SEA	52	106	57	67	0	282
OPP	101	105	65	102	0	373

	ATT	Yds	AVG	LG	TD
Smith	163	763	4.7	39	4
Testerman	119	459	3.8	20	1
Sims	99	369	3.7	17	5
Hunter	32	179	5.5	20	1
Zorn	25	141	5.6	15	1
SEA	461	1964	4.2	39	12
OPP	596	2485	4.1	41	21

	No	Yds	AVG	LG	TD
Largent	33	643	19.4	74	10
Testerman	31	219	7.0	25	4
Smith	30	419	13.9	44	2
Ferguson	19	374	19.6	45	2
Howard	17	177	10.4	24	1
Sims	12	176	14.6	82	3
Sawyer	10	105	10.5	27	0
SEA	175	2459	14.0	82	23
OPP	196	2464	12.5	67	19

	No	Yds	AVG	LG	TD
Beamon	6	36	6.0	16	0
McMillan	4	157	39.2	57	0
Brown	4	68	17.0	29	1
Preece	4	55	13.7	29	0
Geddes	3	9	3.0	6	0
SEA	25	356	14.2	57	1
OPP	32	594	18.5	102	3

	No	Yds	AVG	LG	TD
Hunter	36	820	22.7	41	0
Ferguson	11	240	21.8	39	0
Packer	13	280	21.5	44	0
SEA	71	1502	21.2	44	0
OPP	50	1240	24.8	70	0

	No	FC	Yds	AVG	LG	TD
Packer	20	0	131	6.5	31	0
SEA	31	4	217	7.0	31	0
OPP	41	2	372	9.0	39	0

PASSING	ATT	CMP	Yds	CMP%	Yds/ATT	TD	TD%	INT	INT%	LG	SACKED	RATING
Zorn	251	104	1683	41.4	6.60	16	6.3	19	7.5	82	12/51	54.2
Myer	130	70	729	53.8	5.60	6	4.6	12	9.2	45	9/80	47.6
SEA	387	175	2459	45.2	6.35	23	5.9	32	8.2	82	21/131	51.7
OPP	349	196	2465	56.1	7.06	19	5.4	25	7.1	67	18/131	66.6

PUNTING	No	Yds	Avg	NET	TB	I20	LG	B
Weaver	58	2293	39.5	31.8	4	10	59	1
Engles	4	137	34.3	25.3	0	0	41	1
SEA	64	2430	37.9	30.6	4	10	59	2
OPP	54	1942	35.9	30.8	3	11	61	2

FIELD GOALS	1-19	20-29	30-39	40-49	50+
Leypoldt	1-2	2-3	2-4	3-4	1-5
SEA	1-2	2-3	2-4	3-4	1-5
OPP	0-0	9-10	10-12	4-9	0-0

Leypoldt:(19B)(52S,32,42)(52S)(—) (43,21R,37B)
 (19,41)(—)(—)(33R, 43L,50R,33 (51)(—)(20,27)
 (—)(51S)
 Opp: (45R,38,42) (—) (36) (36,26R) (40,37,20)
 (39L,41) (25) (35,39,37) (46R) (31B,46B,27,37)
 (40,26,39) (22,28,43) (49L,23,45L) (24,38)

DEFENSIVE STATISTICS

PLAYER	T	S	A	SAC	PD	FF	FR
Beeson	136	110	26	1.0	5	0	1
Beamon	128	82	36	0.0	8	1	0
Green	98	57	41	0.0	5	1	0
Preece	96	61	35	0.0	5	1	1
McMillan	80	63	17	0.0	15	0	3
Lurtsema	79	46	33	2.0	0	0	0

RECORD (FINISH): 5-9 (4th, AFC West). Set record for wins by 2nd year expansion team.

HEAD COACH: Jack Patera (7-21, .250)

ASSISTANTS: Sam Boghosian (Off. Coord./OL), Bob Holloway (Def. Coord./DBs), Earl Leggett (DL), Andy MacDonald (RBs), Larry Peccatiello (LBs), Jerry Rhome (QB/ WRs/TEs)

CAPTAINS: T Norm Evans (Off), S Eddie McMillan (Def), S Steve Preece (Sp. Teams)

MVP: WR Steve Largent

PRO BOWL: None **NATIONAL HONORS:** None **ALL-NFL:** None

Pos.	OFFENSE	STARTS
WR	Duke Fergerson	8
	Sam McCullum	3
	Steve Raible	3
LT	Nick Debout	12
LG	Gordon Jolley	11
	*Tom Lynch	5
C	Art Kuehn	14
RG	Ron Coder	14
RT	Norm Evans	13
TE	Ron Howard	12
WR	Steve Largent	14
QB	Jim Zorn	10
	Steve Myer	4
RB	Sherman Smith	13
FB	Don Testerman	13
DEFENSE		
LE	Richard Harris	14
LT	Ron East	14
RT	Bob Lurtsema	9
	*Dennis Boyd	5
RE	Alden Roche	9
LLB	Sammy Green	14
MLB	*Terry Beeson	13
RLB	Ken Geddes	14
LCB	Eddie McMillan	4
RCB	Dave Brown	14
SS	Autry Beamon	9
	Don Dufek	5
FS	Steve Preece	14
SPECIAL TEAMS		
K	John Leypoldt	14
P	Rick Engles	1
	Herman Weaver	13

*Rookie or first-year player

EASTERN	AFC					
	W	L	T	Pct.	Pts.	Opp.
Baltimore	10	4	0	.714	295	221
Miami	10	4	0	.714	313	197
New England	9	5	0	.643	278	217
NY Jets	3	11	0	.214	191	300
Buffalo	3	11	0	.214	160	313

CENTRAL	AFC					
	W	L	T	Pct.	Pts.	Opp.
Pittsburgh	9	5	0	.643	283	243
Houston	8	6	0	.571	299	230
Cincinnati	8	6	0	.571	238	235
Cleveland	6	8	0	.429	269	267

WESTERN	AFC					
	W	L	T	Pct.	Pts.	Opp.
Denver	12	2	0	.857	274	148
Oakland*	11	3	0	.786	351	230
San Diego	7	7	0	.500	222	205
Seattle	5	9	0	.357	282	373
Kansas City	2	12	0	.143	225	349

EASTERN	NFC					
	W	L	T	Pct.	Pts.	Opp.
Dallas	12	2	0	.857	345	212
Washington	9	5	0	.643	196	189
St. Louis	7	7	0	.500	272	287
Philadelphia	5	9	0	.357	220	207
NY Giants	5	9	0	.357	181	265

CENTRAL	NFC					
	W	L	T	Pct.	Pts.	Opp.
Minnesota	9	5	0	.643	231	227
Chicago*	9	5	0	.643	255	253
Detroit	6	8	0	.429	183	252
Green Bay	4	10	0	.286	134	219
Tampa Bay	2	12	0	.143	103	223

WESTERN	NFC					
	W	L	T	Pct.	Pts.	Opp.
Los Angeles	10	4	0	.714	302	146
Atlanta	7	7	0	.500	179	129
San Francisco	5	9	0	.357	220	260
New Orleans	3	11	0	.214	232	336

1978 REVIEW (9-7)

DATE	W/L	SCORE	OPPONENT	ATT
09/03	L	20-24	San Diego	55,778
09/10	L	10-21	at Pittsburgh	48,277
09/17	W	24-17	at N.Y. Jets	46,911
09/24	W	28-16	Detroit	56,781
10/01	L	7-28	at Denver	74,989
10/08	W	29-28	Minnesota	62,031
10/15	L	28-45	Green Bay (at Milwaukee)	52,712
10/22	W	27-7	Oakland	62,529
10/29	L	17-20	Denver (OT)	62,948
11/05	W	31-29	at Chicago	50,697
11/12	L	14-17	Baltimore	61,905
11/19	W	13-10	at Kansas City	35,252
11/26	W	17-16	at Oakland	52,978
12/03	W	47-24	Cleveland	62,262
12/10	L	10-37	at San Diego	49,975
12/17	W	23-19	Kansas City	58,490

BY QUARTERS	1	2	3	4	OT	Tot
SEA	85	115	50	95	0	345
OPP	68	114	79	94	3	358

SCORING	TD	Ru	PA	Rt	PAT	FG	S	Pts
Sims	15	14	1	0	0	0	0	90
Herrera	0	0	0	0	40-44	13-21	0	79
Largent	8	0	8	0	0	0	0	48
Smith	7	6	1	0	0	0	0	42
Zorn	6	6	0	0	0	0	0	36
SEA	44	28	15	1	40-44	13-21	1	345
OPP	43	20	21	2	41-43	19-27	1	358

RUSHING	Att	Yds	Avg	LG	TD
Smith	165	805	4.9	67	6
Sims	174	752	4.3	44	14
Hunter	105	348	3.3	55	2
Zorn	59	290	4.9	23	6
SEA	561	2394	4.3	67	28
OPP	551	2517	4.6	62	20

TEAM STATISTICS	SEA	OPP
TOTAL FIRST DOWNS	345	331
Rushing	150	153
Passing	156	160
Penalty	39	18
3rd Down: Made/Att	98/235	88/216
3rd Down Pct.	41.7	40.7
4th Down: Made/Att	20/31	8/14
4th Down Pct.	54.5	57.1
TOTAL NET YARDS	5511	5522
Avg. Per Game	344.4	345.1
Total Plays	1072	1036
Avg. Per Play	5.1	5.3
NET YARDS RUSHING	2394	2517
Avg. Per Game	149.6	157.3
Total Rushes	561	551
NET YARDS PASSING	3117	3005
Avg. Per Game	194.8	187.8
Sacked/Yards Lost	44/284	25/220
Gross Yards	3401	3225
Att./Completions	467/261	460/263
Completion Pct.	55.9	57.2
Had Intercepted	22	22
PUNTS/AVERAGE	69/36.9	66/38.0
NET PUNTING AVG.	29.9	31.0
PENALTIES/YARDS	94/789	125/997
FUMBLES/BALL LOST	36/19	34/17
TOUCHDOWNS	44	43
Rushing	28	20
Passing	15	21
Returns	1	2
TOTAL POINTS	345	358

RECEIVING	No	Yds	Avg	LG	TD
Largent	71	1168	16.5	57	8
McCullum	37	525	14.2	44	3
Sims	30	195	6.5	25	1
Smith	28	366	13.1	64	1
Raible	22	316	14.4	38	1
SEA	261	3401	13.0	64	15
OPP	263	3225	12.3	55	21

INTERCEPTIONS	No	Yds	Avg	LG	TD
Webster	5	9	1.8	4	0
Harris	4	65	16.3	28	0
Beamon	4	17	4.3	15	0
Brown	3	44	14.7	44	0
SEA	22	193	8.8	44	1
OPP	22	300	13.6	52	1

PUNTING	No	Yds	Avg	NET	TB I20	LG B
Weaver	66	2440	37.0	29.5	6 13	59 0
SEA	69	2543	36.9	29.9	6 15	59 0
OPP	66	2507	38.0	31.0	6 16	67 1

PUNT RETURNS	No	FC	Yds	Avg	LG	TD
Crawford	34	4	284	8.4	22	0
SEA	40	5	342	8.6	42	0
OPP	36	9	363	10.1	24	0

PASSING	Att	Cmp	Yds	Cmp%	Yds/Att	TD	TD%	Int	Int%	LG	SACKED	RATING
Zorn	443	248	3283	56.0	7.41	15	3.4	20	4.5	64	44/284	72.2
Myer	22	11	94	50.0	4.27	0	0.0	2	9.1	17	0/0	---
SEA	467	261	3401	55.9	7.28	15	3.2	22	4.7	64	44/284	70.0
OPP	460	263	3225	57.2	7.01	21	4.6	22	4.8	55	25/220	74.3

KICKOFF RETURNS	No	Yds	Avg	LG	TD
Hunter	16	385	24.1	38	0
Crawford	35	829	23.7	36	0
SEA	67	1510	22.5	38	0
OPP	66	1328	20.1	95	1

FGs	1-19	20-29	30-30	40-49	50+
Herrera	2-2	1-1	5-7	5-10	0-1
SEA	2-2	1-1	5-7	5-10	0-1
OPP	2-2	7-7	8-10	2-5	0-3

DEFENSIVE STATISTICS

PLAYER	T	S	A	SAC	PD	FF	FR
Beeson	153	107	46	0.0	4	0	0
Butler	122	83	39	2.0	13	0	2
Green	115	79	36	0.0	2	0	1
Webster	113	85	28	0.0	33	0	1
Harris	113	72	41	2.0	15	1	0

RECORD (FINISH): 9-7 (T2nd, AFC West).

HEAD COACH: Jack Patera (16-28, .364)

ASSISTANTS: Jack Christensen (DBs), Andy MacDonald (RBs), Jim Mora (DL), Howard Mudd (OL), Larry Peccatiello (Def Coach/ LBs), Jerry Rhome (Off. Coach/QBs/WRs /TEs)

CAPTAINS: T Norm Evans & WR Steve Largent (Off), DT Dennis Boyd (Def), S Autry Beamon (Sp. Teams)

MVP: QB Jim Zorn

PRO BOWL: WR Steve Largent (1)

NATIONAL HONORS: Jack Patera (Coach of the Year), GM John Thompson (Ex. of the Year)

FIRST-TEAM ALL-NFL: QB Jim Zorn (NEA)

Pos.	OFFENSE	STARTS
WR	Sam McCullum	16
LT	Nick Bebout	16
LG	Tom Lynch	16
C	John Yarno	13
	Art Kuehn	3
RG	Bob Newton	16
RT	Steve August	14
	Norm Evans	2
TE	Ron Howard	11
	John Sawyer	5
WR	Steve Largent	16
QB	Jim Zorn	16
FB	David Sims	8
	Don Testerman	5
RB	Sherman Smith	12
	DEFENSE	
LE	Ernie Price	11
	Bill Sandifer	5
LT	Dennis Boyd	16
RT	Bill Sandifer	8
	Steve Niehaus	6
RE	Bill Gregory	14
LLB	Sammy Green	16
MLB	Terry Beeson	16
RLB	*Keith Butler	14
LCB	Cornell Webster	14
	*Keith Simpson	2
RCB	Dave Brown	16
SS	Autry Beamon	16
FS	*John Harris	16
	SPECIAL TEAMS	
K	Efren Herrera	16
P	Herman Weaver	16
	*Rookie or first-year player	

AFC

EASTERN	W	L	T	Pct.	Pts.	Opp.
New England	11	5	0	.688	358	286
Miami*	11	5	0	.688	372	254
NY Jets	8	8	0	.500	359	364
Buffalo	5	11	0	.313	302	354
Baltimore	5	11	0	.313	249	425

CENTRAL	W	L	T	Pct.	Pts.	Opp.
Pittsburgh	14	2	0	.875	356	195
Houston*	10	6	0	.625	283	298
Cleveland	8	8	0	.500	334	356
Cincinnati	4	12	0	.250	252	284

WESTERN	W	L	T	Pct.	Pts.	Opp.
Denver	10	6	0	.625	282	198
Seattle	9	7	0	.563	345	358
Oakland	9	7	0	.563	311	283
San Diego	9	7	0	.563	355	309
Kansas City	4	12	0	.250	243	327

NFC

EASTERN	W	L	T	Pct.	Pts.	Opp.
Dallas	12	4	0	.750	384	208
Philadelphia*	9	7	0	.563	270	250
Washington	8	8	0	.500	273	283
St. Louis	6	10	0	.375	248	296
NY Giants	6	10	0	.375	264	298

CENTRAL	W	L	T	Pct.	Pts.	Opp.
Minnesota	8	7	1	.531	294	306
Green Bay	8	7	1	.531	249	269
Detroit	7	9	0	.438	290	300
Chicago	7	9	0	.438	253	274
Tampa Bay	5	11	0	.313	241	259

WESTERN	W	L	T	Pct.	Pts.	Opp.
Los Angeles	12	4	0	.750	316	245
Atlanta*	9	7	0	.563	240	290
New Orleans	7	9	0	.438	281	198
San Francisco	2	14	0	.125	219	350

1979 REVIEW (9-7)

DATE	W/L	SCORE	OPPONENT	ATT	SCORING	TD	Ru	Pa	Rt	PAT	FG	S	Prs
09/02	L	16-33	San Diego	62,287	Herrera	0	0	0	0	43-46	19-23	0	100
09/09	L	10-19	at Miami	56,233	Smith	15	11	4	0	0	0	0	90
09/16	W	27-10	Oakland	61,602	Doornink	9	8	1	0	0	0	0	54
09/23	L	34-37	at Denver	74,879	Largent	9	0	9	0	0	0	0	54
09/30	L	6-24	Kansas City	61,169	McCullum	4	0	4	0	0	0	0	24
10/07	W	35-24	at San Francisco	44,592	SEA	46	24	20	2	43-46	19-23	1	378
10/14	L	10-20	at San Diego	50,077	OPP	46	23	21	2	42-46	18-28	0	372
10/21	W	34-14	Houston	60,705									
10/29	W	31-28	at Atlanta (Mon.)	52,566	RUSHING	Att	Yds	Avg	LG	TD			
11/04	L	0-24	L.A. Rams	62,048	Smith	194	775	4.0	31	11			
11/11	W	29-24	at Cleveland	72,440	Doornink	152	500	3.3	26	8			
11/18	W	38-24	New Orleans	60,055	Zorn	46	279	6.1	41	2			
11/26	W	30-7	N.Y. Jets (Mon.)	59,977	Hunter	34	174	5.1	67	1			
12/02	L	21-37	at Kansas City	42,160	Moore	44	168	3.8	18	2			
12/08	W	28-23	Denver (Sat.)	60,038	SEA	500	1967	3.9	67	24			
12/16	W	29-24	at Oakland	53,177	OPP	533	2375	4.5	84	23			

TEAM STATISTICS	SEA	OPP
TOTAL FIRST DOWNS	315	350
Rushing	121	146
Passing	171	171
Penalty	23	33
3rd Down: Made/Att	104/243	88/224
3rd Down Pct.	42.8	39.3
4th Down: Made/Att	14/23	13/21
4th Down Pct.	60.7	61.9
TOTAL NET YARDS	5557	5834
Avg. Per Game	347.3	364.6
Total Plays	1046	1078
Avg. Per Play	5.3	5.4
NET YARDS RUSHING	1967	2375
Avg. Per Game	122.9	148.4
Total Rushes	500	533
NET YARDS PASSING	3590	3459
Avg. Per Game	224.4	216.2
Sacked/Yards Lost	23/201	37/280
Gross Yards	3791	3739
Att./Completions	523/292	508/317
Completion Pct.	55.8	62.4
Had Intercepted	18	17
PUNTS/AVERAGE	70/38.4	69/37.9
NET PUNTING AVG.	33.1	31.5
PENALTIES/YARDS	104/903	117/1045
FUMBLES/BALL LOST	31/18	39/16
TOUCHDOWNS	46	46
Rushing	24	23
Passing	20	21
Returns	2	2
TOTAL POINTS	378	372

BY QUARTERS	1	2	3	4	OT	TOT
SEA	78	114	87	99	--	378
OPP	63	116	84	109	--	372

PASSING	ATT	CMP	YDS	CMP%	YDS/ATT	TD	TD%	INT	INT%	LG	SACKED	RATING
Zorn	505	285	3661	56.4	7.25	20	4.0	18	3.6	65	23/201	77.6
SEA	523	292	3791	55.8	7.25	20	3.8	18	3.4	65	23/201	76.2
OPP	508	317	3739	62.4	7.36	21	4.1	17	3.3	51	37/280	84.6

RECEIVING	No	Yds	Avg	LG	TD
Largent	66	1237	18.7	55	9
Doornink	54	432	8.0	41	1
Smith	48	499	10.4	35	4
McCullum	46	739	16.1	65	4
Peets	25	293	11.7	28	1
Raible	20	252	12.6	41	1
Moore	14	128	9.1	24	0
SEA	292	3791	13.0	65	20
OPP	317	3739	11.8	51	21

INTERCEPTIONS	No	Yds	Avg	LG	TD
Brown	6	46	9.2	23	0
Simpson	4	72	18.0	41	0
Harris	2	30	15.0	25	0
SEA	17	284	16.7	91	1
OPP	18	185	10.3	34	1

PUNTING	No	Yds	Avg	NET	TB	I20	LG	B
Weaver	66	2651	40.2	33.4	3	11	60	3
SEA	70	2687	38.4	33.1	4	11	60	3
OPP	69	2616	37.9	31.5	8	14	64	1

PUNT RETURNS	No	FC	Yds	Avg	LG	TD
T. Green	16	3	121	7.6	30	0
Moore	10	1	90	9.0	29	0
SEA	34	6	281	8.3	30	0
OPP	42	12	289	6.9	27	0

KICKOFF RETURNS	No	Yds	Avg	LG	TD
T. Green	20	437	21.9	31	0
Moore	31	641	20.7	39	0
SEA	70	1444	20.6	39	0
OPP	70	1238	17.7	41	0

FIELD GOALS	1-19	20-29	30-39	40-49	50+
Herrera	1-1	7-8	5-6	6-7	0-1
SEA	1-1	7-8	5-6	6-7	0-1
OPP	0-0	10-11	6-8	2-8	0-1
Herrera:	(34)	(32,49R)	(23B,46,20)	(28,22,39B)	
	(38,53S,20)	(-)	(19)	(48,30)	(24)
	(-)	(34)	(27)	(49,42,45)	(-)
	(-)	(24,42)			
OPP:	(31,42,22,23)	(36,31)	(34L,50S,37)	(27)	
	(36)	(25)	(40R,38L)	(-)	(25R)
	(40B,23)		(28,44L)	(37S,40)	(42L)
	(27,31,22)	(41R,29)			(20,43S)

DEFENSIVE STATISTICS

PLAYER	T	S	A	Sac	PD	FF	FR
Beeson	116	89	27	2.0	4	0	1
Beamon	112	75	38	0.0	14	1	2
Jackson	95	53	42	0.0	8	0	1
Hardy	87	67	22	3.5	1	1	0
Butler	88	56	32	2.0	9	0	2
Simpson	88	73	15	2.0	12	4	0

RECORD (FINISH): 9-7 (T3rd, AFC West)

HEAD COACH: Jack Patera (25-35, .417)

ASSISTANTS: Jack Christensen (DBs), Andy MacDonald (RBs), Jim Mora (DL), Howard Mudd (OL), Larry Peccatiello (Def Coach/ LBs), Jerry Rhome (Off. Coach/ QBs/WRs/ TEs), Rusty Tillman (Sp. Teams)

CAPTAINS: WR Steve Largent (Off), DE Dennis Boyd (Def), S Autry Beamon (Sp. Teams)

MVP: WR Steve Largent

PRO BOWL: WR Steve Largent (2)

NATIONAL HONORS: None

ALL-NFL: WR Steve Largent (SI, NY Daily News)

Pos.	OFFENSE	STARTS
WR	Sam McCullum	16
LT	Nick Bebout	13
LG	Tom Lynch	16
C	John Yarno	16
RG	Bob Newton	11
	Ron Coder	5
RT	Steve August	16
TE	Brian Peets	14
WR	Steve Largent	15
QB	Jim Zorn	16
RB	Sherman Smith	15
FB	David Sims	4
	Dan Doornink	12
	DEFENSE	
LE	Carl Eller	8
	Dennis Boyd	4
	Ernie Price	4
LT	*Robert Hardy	16
RT	*Manu Tuiaosopo	16
RE	Bill Gregory	16
LLB	Sammy Green	9
	Michael Jackson	7
MLB	Terry Beeson	16
RLB	Keith Butler	14
LCB	Cornell Webster	14
RCB	Dave Brown	16
SS	Keith Simpson	11
	Autry Beamon	4
FS	Autry Beamon	9
	John Harris	6
	SPECIAL TEAMS	
K	Efren Herrera	16
P	Herman Weaver	16

*Rookie or first-year player

AFC

EASTERN	W	L	T	Pct.	Pts.	Opp.
Miami	10	6	0	.625	341	257
New England	9	7	0	.563	411	326
NY Jets	8	8	0	.500	337	383
Buffalo	7	9	0	.438	268	279
Baltimore	5	11	0	.313	271	351

CENTRAL	W	L	T	Pct.	Pts.	Opp.
Pittsburgh	12	4	0	.750	416	262
Houston*	11	5	0	.688	362	331
Cleveland	9	7	0	.563	359	352
Cincinnati	4	12	0	.250	337	421

WESTERN	W	L	T	Pct.	Pts.	Opp.
San Diego	12	4	0	.750	411	246
Denver*	10	6	0	.625	289	262
Seattle	9	7	0	.563	378	372
Oakland	9	7	0	.563	365	337
Kansas City	7	9	0	.438	238	262

NFC

EASTERN	W	L	T	Pct.	Pts.	Opp.
Dallas	11	5	0	.688	371	313
Philadelphia*	11	5	0	.688	339	282
Washington	10	6	0	.625	348	295
NY Giants	6	10	0	.375	237	323
St. Louis	5	11	0	.313	307	358

CENTRAL	W	L	T	Pct.	Pts.	Opp.
Tampa Bay	10	6	0	.625	273	237
Chicago*	10	6	0	.625	306	249
Minnesota	7	9	0	.438	259	337
Green Bay	5	11	0	.313	246	316
Detroit	2	14	0	.125	219	365

WESTERN	W	L	T	Pct.	Pts.	Opp.
Los Angeles	9	7	0	.563	323	309
New Orleans	8	8	0	.500	370	360
Atlanta	6	10	0	.375	300	388
San Francisco	2	14	0	.125	308	416

1980 REVIEW (4-12)

DATE	W/L	SCORE	OPPONENT	ATT
09/07	L	13-34	San Diego	62,042
09/14	W	17-16	at Kansas City	42,403
09/21	L	31-37	New England	61,035
09/28	W	14-0	at Washington	53,263
10/05	W	26-7	at Houston	46,860
10/12	L	3-27	Cleveland	61,366
10/19	W	27-17	at N.Y. Jets	52,496
10/26	L	14-33	at Oakland	50,185
11/02	L	20-27	Philadelphia	61,047
11/09	L	30-31	Kansas City	58,976
11/17	L	17-19	Oakland (Mon.)	60,480
11/23	L	20-36	at Denver	73,274
11/27	L	7-51	at Dallas (Th.)	57,540
12/07	L	21-27	N.Y. Giants	51,617
12/13	L	14-21	at S. Diego (Sat.)	49,980
12/21	L	17-25	Denver	51,853

BY QUARTERS	1	2	3	4	OT	Tot
SEA	25	95	50	121	---	291
OPP	48	139	77	144	---	408

TEAM STATISTICS	SEA	OPP
TOTAL FIRST DOWNS	302	301
Rushing	114	129
Passing	166	147
Penalty	22	25
3rd Down: Made/Att	85/230	110/235
3rd Down Pct.	37.0	46.8
4th Down: Made/Att	10/15	13/14
4th Down Pct.	66.7	92.9
TOTAL NET YARDS	4879	5177
Avg. Per Game	304.9	323.6
Total Plays	1024	1038
Avg. Per Play	4.8	5.0
NET YARDS RUSHING	1783	2067
Avg. Per Game	111.4	129.2
Total Rushes	456	550
NET YARDS PASSING	3096	3110
Avg. Per Game	193.5	194.4
Sacked/Yards Lost	51/398	26/170
Gross Yards	3494	3280
Att./Completions	517/287	462/267
Completion Pct.	55.5	57.8
Had Intercepted	23	23
PUNTS/AVERAGE	70/40.4	66/40.2
NET PUNTING AVG.	31.6	34.6
PENALTIES/YARDS	109/901	103/876
FUMBLES/BALL LOST	38/15	33/11
TOUCHDOWNS	33	47
Rushing	13	17
Passing	18	28
Returns	2	2
TOTAL POINTS	291	408

SCORING	TD	Ru	Pa	Rt	PAT	FG	S	Pts
Herrera	0	0	0	0	33-33	20-31	0	93
Jodat	6	5	1	0	0	0	0	36
Largent	6	0	6	0	0	0	0	36
McCullum	6	0	6	0	0	0	0	36
Doornink	5	3	2	0	0	0	0	30
McCutcheon	4	3	1	0	0	0	0	24
SEA	33	13	18	2	33-33	20-31	0	291
OPP	47	17	28	2	45-47	25-33	3	408

RUSHING	Att	Yds	Avg	LG	TD
Jodat	155	632	4.1	26	5
Doornink	100	344	3.4	22	3
Zorn	44	214	4.9	25	1
McCutcheon	40	202	5.1	32	3
Moore	60	202	3.4	20	0
SEA	456	1783	3.9	32	13
OPP	550	2067	3.8	46	17

INTERCEPTIONS	No	Yds	Avg	LG	TD
Brown	6	32	5.3	24	0
Harris	6	28	4.7	15	0
Simpson	3	15	5.0	10	0
SEA	23	95	4.1	24	0
OPP	23	170	7.4	25	2

RECEIVING	No	Yds	Avg	LG	TD
Largent	66	1064	16.1	67	6
McCullum	62	874	14.1	58	5
Sawyer	36	410	11.4	32	0
Doornink	31	237	7.6	16	2
Jodat	26	190	7.3	14	1
Moore	25	231	9.2	34	0
SEA	287	3494	12.2	67	18
OPP	267	3280	12.3	68	28

PUNTING	No	Yds	Avg	NET	TB	I20	LG	B
Weaver	67	2798	41.8	31.6	7	14	62	2
SEA	70	2827	40.4	31.6	7	15	62	2
OPP	66	2652	40.2	34.6	1	20	60	2

PUNT RETURNS	No	FC	Yds	Avg	LG	TD
Lewis	41	9	349	8.5	75	1
SEA	41	9	349	8.5	75	1
OPP	42	9	476	11.3	36	0

PASSING	Att	CMP	Yds	CMP%	Yds/Att	TD	TD%	INT	INT%	LG	SACKED	RATING
Zorn	488	276	3346	53.3	6.86	17	3.5	20	4.1	67	44/341	72.4
Adkins	23	10	136	43.5	5.91	1	4.3	3	13.0	22	5/51	----
Krieg	2	0	0	0.0	0.00	0	0.0	0	0.0	0	1/6	----
SEA	517	287	3494	55.5	6.76	18	3.5	23	4.4	67	51/398	71.3
OPP	462	267	3280	57.8	7.10	28	6.1	23	5.0	68	26/170	79.3

KICKOFF RETURNS	No	Yds	Avg	LG	TD
Lewis	25	585	23.4	54	0
Webster	21	406	19.3	34	0
SEA	73	1489	20.4	54	0
OPP	64	1223	19.1	46	0

FIELD GOALS	1-19	20-29	30-30	40-49	50+
Herrera	1-1	6-6	8-9	4-10	1-5
SEA	1-1	6-6	8-9	4-10	1-5
OPP	1-1	8-9	9-11	3-5	4-7

Herrera:(46,54S,28)(19)(33)(—)(32,33,50,44,40R)
 (51S,29)(48,23)(48S)(21,31,41L)(39,31,33,60S)
 (46S,37)(21,20)(—)(52R,48R)(47L)(31R,47)
 OPP: (41,29)(50,23,57)(19,30,44R,29)
 (33R,50S,52R)(—)(—)(37L)(34,38,43S,30,25)
 (39,25)(42)(28)(24,33)(—)(43,32)(23L)
 (53,55,34,38,52S)

DEFENSIVE STATISTICS

PLAYER	T	S	A	SAC	PD	FF	FR
Jackson	136	105	31	0.0	5	1	2
Harris	119	80	39	0.0	9	0	1
Simpson	110	82	28	1.0	17	0	1
Beeson	101	65	36	1.0	1	2	1
Hardy	103	72	31	3.0	2	1	1
Tuiasosopo	94	63	31	3.5	4	0	1

RECORD (FINISH): 4-12 (5th, AFC West)

HEAD COACH: Jack Patera (29-47, .382)

ASSISTANTS: Jack Christensen (DBs), Andy MacDonald (RBs), Jim Mora (DL), Howard Mudd (OL), Larry Peccatiello (Def Coach/ LBs), Jerry Rhome (Off. Coach/ QBs/WRs/ TEs), Rusty Tillman (Sp. Teams)

CAPTAINS: WR Steve Largent (Off), SS Keith Simpson (Def)

MVP: WR Sam McCullum

PRO BOWL: None

NATIONAL HONORS: None

ALL-NFL: None

Pos.	OFFENSE	STARTS
WR	Sam McCullum	16
LT	Louis Bullard	13
LG	Tom Lynch	12
	Jeff Sevy	4
C	John Yarno	16
RG	Bob Newton	16
RT	Steve August	16
TE	John Sawyer	16
WR	Steve Largent	16
QB	Jim Zorn	16
RB	Sherman Smith	2
	Dan Doornink	11
FB	Jim Jodat	13
	Dan Doornink	3
	DEFENSE	
LE	*Jacob Green	13
LT	Robert Hardy	16
RT	Manu Tuiasosopo	16
RE	Bill Gregory	13
LLB	Michael Jackson	15
MLB	Terry Beeson	16
RLB	Keith Butler	16
LCB	Cornell Webster	5
	Kerry Justin	11
RCB	Dave Brown	16
SS	Keith Simpson	16
FS	John Harris	16
	SPECIAL TEAMS	
K	Efren Herrera	16
P	Herman Weaver	16

*Rookie or first-year player

AFC

EASTERN	W	L	T	Pct.	Pts.	Opp.
Buffalo	11	5	0	.688	320	260
New England	10	6	0	.625	441	325
Miami	8	8	0	.500	266	305
Baltimore	7	9	0	.438	355	387
NY Jets	4	12	0	.250	302	395

CENTRAL	W	L	T	Pct.	Pts.	Opp.
Cleveland	11	5	0	.688	357	310
Houston*	11	5	0	.688	295	251
Pittsburgh	9	7	0	.563	352	313
Cincinnati	6	10	0	.375	244	312

WESTERN	W	L	T	Pct.	Pts.	Opp.
San Diego	11	5	0	.688	418	327
Oakland*	11	5	0	.688	364	306
Kansas City	8	8	0	.500	319	336
Denver	8	8	0	.500	310	323
Seattle	4	12	0	.250	291	408

NFC

EASTERN	W	L	T	Pct.	Pts.	Opp.
Philadelphia	12	4	0	.750	384	222
Dallas*	12	4	0	.750	454	311
Washington	6	10	0	.375	261	293
St. Louis	5	11	0	.313	299	350
NY Giants	4	12	0	.250	249	425

CENTRAL	W	L	T	Pct.	Pts.	Opp.
Minnesota	9	7	0	.563	317	308
Detroit	9	7	0	.563	334	272
Chicago	7	9	0	.438	304	264
Tampa Bay	5	10	1	.344	271	341
Green Bay	5	10	1	.344	231	371

WESTERN	W	L	T	Pct.	Pts.	Opp.
Atlanta	12	4	0	.750	405	272
Los Angeles*	11	5	0	.688	424	289
San Francisco	6	10	0	.375	320	415
New Orleans	1	15	0	.063	291	487

1981 REVIEW (6-10)

DATE	W/L	SCORE	OPPONENT	ATT
09/06	L	21-27	at Cincinnati	41,177
09/13	W	13-10	Denver	58,513
09/20	L	10-20	at Oakland	45,725
09/27	L	14-20	Kansas City	59,255
10/04	L	10-24	at San Diego	51,463
10/11	L	17-35	at Houston	42,671
10/18	L	0-32	N.Y. Giants	56,134
10/25	W	19-3	at N.Y. Jets	49,678
11/01	L	24-34	at Green Bay	49,467
11/08	W	24-21	Pittsburgh	59,058
11/16	W	44-23	San Diego (Mon.)	58,628
11/22	L	13-40	at Kansas City	49,002
11/29	L	31-32	Oakland	57,147
12/06	W	27-23	N.Y. Jets	53,105
12/13	L	13-23	at Denver	74,527
12/20	W	42-21	Cleveland	51,435

TEAM STATISTICS	SEA	OPP
TOTAL FIRST DOWNS	295	371
Rushing	103	175
Passing	166	173
Penalty	26	23
3rd Down: Made/Att	76/204	107/220
3rd Down Pct.	37.3	48.6
4th Down: Made/Att	8/19	4/10
4th Down Pct.	42.1	40.0
Possession Avg.	26:59	33:01
TOTAL NET YARDS	5021	5940
Avg. Per Game	313.8	371.3
Total Plays	1001	1126
Avg. Per Play	5.0	5.3
NET YARDS RUSHING	1594	2806
Avg. Per Game	99.6	175.4
Total Rushes	440	588
NET YARDS PASSING	3427	3134
Avg. Per Game	214.2	195.9
Sacked/Yards Lost	37/300	36/260
Gross Yards	3727	3394
Att./Completions	524/307	502/294
Completion Pct.	58.6	58.6
Had Intercepted	15	21
PUNTS/AVERAGE	68/39.0	55/42.5
NET PUNTING AVG.	36.2	35.3
PENALTIES/YARDS	106/823	104/944
FUMBLES/BALL LOST	41/23	43/27
TOUCHDOWNS	40	46
Rushing	14	20
Passing	21	25
Returns	5	1
TOTAL POINTS	322	388

BY QUARTERS	1	2	3	4	OT	Tot
SEA	71	109	85	57	---	322
OPP	58	140	75	115	---	388

SCORING	TD	Ru	Pa	Rt	PAT	FG	S	Pts
Largent	10	1	9	0	0	0	0	60
Herrera	0	0	0	0	23-25	12-17	0	59
T. Brown	6	6	0	0	0	0	0	36
Doornink	5	1	4	0	0	0	0	30
SEA	40	14	21	5	37-40	15-24	0	322
OPP	46	20	25	1	41-46	23-29	0	388

RUSHING	Att	Yds	Avg	LG	TD
T. Brown	141	531	3.8	43	6
Smith	83	253	3.0	21	3
Doornink	65	194	3.0	11	1
Zorn	30	140	4.7	20	1
Hughes	47	135	2.9	15	0
SEA	440	1594	3.6	43	14
OPP	588	2806	4.8	73	20

RECEIVING	No	Yds	Avg	LG	TD
Largent	75	1224	16.3	57	9
McCullum	46	567	12.3	36	3
Smith	44	406	9.2	28	1
Hughes	35	263	7.5	22	2
Doornink	27	350	13.0	80	4
SEA	307	3727	12.1	80	21
OPP	294	3394	11.5	90	25

INTERCEPTIONS	No	Yds	Avg	LG	TD
Harris	10	155	15.5	42	2
Easley	3	155	51.7	82	1
SEA	21	397	18.9	82	3
OPP	15	257	17.1	46	1

PUNTING	No	Yds	Avg	NET	TB	I20	LG	B
West	66	2578	39.1	36.1	2	16	56	0
SEA	68	2665	39.0	36.2	2	16	56	0
OPP	55	2337	42.5	35.3	5	14	63	0

PUNT RETURNS	No	FC	Yds	Avg	LG	TD
Johns	16	4	177	11.1	34	0
Lewis	15	2	100	6.7	23	0
SEA	32	6	293	9.2	34	0
OPP	33	18	153	4.6	16	0

KICKOFF RETURNS	No	Yds	Avg	LG	TD
Lewis	20	378	18.9	36	0
Ivory	15	281	18.7	32	0
SEA	69	1278	18.5	36	0
OPP	67	1177	17.6	35	0

PASSING	Att	Cmp	Yds	Cmp%	Yds/Att	TD	TD%	Int	Int%	LG	Sacked	Rating
Zorn	397	236	2788	59.4	7.02	13	3.3	9	2.3	80	24/201	80.2
Krieg	112	64	843	57.1	7.53	7	6.3	5	4.5	57	11/85	-----
SEA	524	307	3727	58.6	7.11	21	4.0	15	2.9	80	37/300	82.0
OPP	502	294	3394	58.6	6.76	25	5.0	21	4.2	90	36/260	78.2

FIELD GOALS	1-19	20-29	30-39	40-49	50+
Herrera	0-0	6-6	3-4	2-5	1-2
Alvarez	0-0	3-3	0-0	0-4	0-0
SEA	0-0	9-9	3-4	2-9	1-2
OPP	1-1	8-9	9-10	4-6	1-3
Herrera:	(37R)	(43,22)	(26,40R)	()	(52L,20)
	(41,47S)	()	()	(54)	(37,48R)
Alvarez:	()	()	()	()	()
	()	()	()	()	()
	(43R,22,42R)	(43B)	(28,20)	(42R)	
OPP:	(25,43S)	(30)	(34L)	(30,38,43L)	(47)
	(29,54,21,47,31,37)	(34)	(19,36)	(49S,22L)	(32)
	(37,24)	(20)	(26,50R)	(33,43,24)	()

DEFENSIVE STATISTICS

PLAYER	T	S	A	SAC	PD	FF	FR
Jackson	141	99	42	1.0	4	3	1
Easley	108	79	28	0.0	10	0	3
Butler	100	68	32	1.5	2	0	0
Harris	91	71	20	0.0	7	2	3
Green	87	72	15	12.0	1	5.5	1

RECORD (FINISH): 6-10 (5th, AFC West)

HEAD COACH: Jack Patera (35-57, 380)

ASSISTANTS: Jack Christensen (DBs), Andy MacDonald (RBs), Jim Mora (DL), Howard Mudd (OL), Jerry Rhome (Off. Coach/ QBs/ WRs/TEs), Jackie Simpson (Def. Coach/ LBs), Rusty Tillman (Sp. Teams)

CAPTAINS: WR Steve Largent (Off), CB Keith Simpson (Def), S Don Dufek (Sp. Teams)

MVP: WR Steve Largent

PRO BOWL: WR Steve Largent (3)

NATIONAL HONORS: LS Kenny Easley (AFC Defensive Rookie of the Year), First-Team All-NFL

All-NFL: None

Pos.	OFFENSE	STARTS
WR	Sam McCullum	14
LT	Ron Essink	16
LG	*Edwin Bailey	15
C	Art Kuehn	7
	John Yarno	9
RG	Bob Newton	15
RT	Steve August	16
TE	John Sawyer	16
WR	Steve Largent	16
QB	Jim Zorn	13
	Dave Krieg	3
FB	Dan Doornink	9
	Jim Jodat	5
RB	Sherman Smith	8
	Theotis Brown	7
	DEFENSE	
LE	Jacob Green	16
LT	Robert Hardy	14
RT	Manu Tuiaosopo	5
	Doug Sutherland	6
	Mike White	5
RE	Manu Tuiaosopo	11
LLB	Michael Jackson	15
MLB	Terry Beeson	7
	Joe Norman	7
RLB	Keith Butler	16
LCB	Keith Simpson	12
RCB	Dave Brown	10
	Kerry Justin	6
LS	*Kenny Easley	14
RS	John Harris	16
	SPECIAL TEAMS	
K	Efren Herrera	12
	Wilson Alvarez	4
P	Jeff West	15

*Rookie or first-year player

AFC

EASTERN	W	L	T	Pct.	Pts.	Opp.
Miami	11	4	1	.719	345	275
NY Jets*	10	5	1	.565	355	287
Buffalo*	10	6	0	.625	311	276
Baltimore	2	14	0	.125	259	533
New England	2	14	0	.125	322	370

CENTRAL	W	L	T	Pct.	Pts.	Opp.
Cincinnati	12	4	0	.750	421	304
Pittsburgh	8	8	0	.500	356	297
Houston	7	9	0	.438	281	355
Cleveland	5	11	0	.313	276	375

WESTERN	W	L	T	Pct.	Pts.	Opp.
San Diego	10	6	0	.625	478	390
Denver	10	6	0	.625	321	289
Kansas City	9	7	0	.563	343	290
Oakland	7	9	0	.438	273	343
Seattle	6	10	0	.375	322	388

NFC

EASTERN	W	L	T	Pct.	Pts.	Opp.
Dallas	12	4	0	.750	367	277
Philadelphia*	10	6	0	.625	368	221
NY Giants*	9	7	0	.563	295	257
Washington	8	8	0	.500	347	349
St. Louis	7	9	0	.438	315	408

CENTRAL	W	L	T	Pct.	Pts.	Opp.
Tampa Bay	9	7	0	.563	315	268
Detroit	8	8	0	.500	397	322
Green Bay	8	8	0	.500	324	361
Minnesota	7	9	0	.438	325	369
Chicago	6	10	0	.375	253	324

WESTERN	W	L	T	Pct.	Pts.	Opp.
San Francisco	13	3	0	.813	357	250
Atlanta	7	9	0	.438	426	355
Los Angeles	6	10	0	.375	303	351
New Orleans	4	12	0	.250	207	378

1982 REVIEW (4-5)

DATE	W/L	SCORE	OPPONENT	ATT	BY QUARTERS	1	2	3	4	OT	TOT
09/12	L	7-21	Cleveland	55,907	SEA	9	37	28	53	---	127
09/19	L	21-23	at Houston	43,117	OPP	26	70	23	28	---	147
09/26			at New England	Cxl							
10/03			Kansas City	Cxl							
10/10			at San Diego	Cxl							
10/17			L.A. Raiders	Cxl							
10/24			San Diego	Cxl							
10/31			at Kansas City	Cxl							
11/07			Denver	Cxl							
11/14			at St. Louis	Cxl							
11/21	W	17-10	at Denver	73,916	OPP	18	12	4	2	17-18	6-15 0 147
11/28	W	16-0	Pittsburgh	55,553							
12/05	L	23-28	at L.A. Raiders	42,170							
12/12	W	20-14	Chicago	52,826							
12/19	L	0-16	New England	53,457							
12/26	L	10-24	at Cincinnati	55,330							
01/02	W	13-11	Denver	43,145							

TEAM STATISTICS	SEA	OPP
TOTAL FIRST DOWNS	159	167
Rushing	51	86
Passing	89	68
Penalty	19	13
3rd Down: Made/Att	43/130	50/126
3rd Down Pct.	33.1	39.7
4th Down: Made/Att	6/12	5/8
4th Down Pct.	50.0	62.5
POSSESSION AVG.	28:04	31:56
TOTAL NET YARDS	2594	2794
Avg. Per Game	288.2	310.4
Total Plays	589	600
Avg. Per Play	4.4	4.7
NET YARDS RUSHING	795	1461
Avg. Per Game	88.3	162.3
Total Rushes	227	337
NET YARDS PASSING	1799	1333
Avg. Per Game	199.9	148.1
Sacked/Yards Lost	36/269	17/135
Gross Yards	2068	1468
Att./Completions	326/176	246/138
Completion Pct.	54.0	56.1
Had Intercepted	13	13
PUNTS/AVERAGE	49/38.6	50/40.6
NET PUNTING AVG.	35.9	34.9
PENALTIES/YARDS	59/523	44/406
FUMBLES/BALL LOST	21/11	18/9
TOUCHDOWNS	14	18
Rushing	4	12
Passing	9	4
Returns	1	2
TOTAL POINTS	127	147

SCORING	TD	Ru	Pa	Rt	PAT	FG	S	Pts
N. Johnson	0	0	0	0	13-14	10-14	0	43
Largent	3	0	3	0	0	0	0	18
T. Brown	2	2	0	0	0	0	0	12
Carr	2	0	2	0	0	0	0	12
Walker	2	0	2	0	0	0	0	12
SEA	14	4	9	1	13-14	10-14	0	127
OPP	18	12	4	2	17-18	6-15	0	147

RUSHING	ATT	Yds	Avg	LG	TD
Smith	63	202	3.2	19	0
Doornink	45	178	4.0	46	0
T. Brown	53	141	2.7	17	2
Zorn	15	113	7.5	35	1
Hughes	30	106	3.5	13	0
SEA	227	795	3.5	46	4
OPP	337	1461	4.3	53	12

INTERCEPTIONS	No	Yds	Avg	LG	TD
Easley	4	48	12.0	44	0
Harris	4	33	8.3	18	0
Jackson	2	29	14.5	28	0
SEA	13	160	12.3	44	1
OPP	13	88	6.8	39	1

RECEIVING	No	Yds	Avg	LG	TD
Largent	34	493	14.5	45	3
Doornink	22	176	8.0	44	0
Smith	19	196	10.3	39	0
Carr	15	265	17.7	50	2
Johns	15	234	15.6	35	1
Metzelaars	15	152	10.1	26	0
SEA	176	2068	11.8	50	9
OPP	138	1468	10.6	56	4

PUNTING	No	Yds	Avg	NET	TBI20	LG	B
West	48	1835	38.2	36.7	3	8	52 0
SEA	49	1889	38.6	35.9	3	9	54 0
OPP	50	2032	40.6	34.9	3	10	59 0

PUNT RETURNS	No	FC	Yds	Avg	LG	TD
Johns	19	10	210	11.1	37	0
SEA	21	14	228	10.9	37	0
OPP	19	23	69	3.6	18	0

KICKOFF RETURNS	No	Yds	Avg	LG	TD
Ivory	10	224	22.4	30	0
Lane	11	172	15.6	32	0
SEA	29	544	18.8	32	0
OPP	24	361	15.0	34	0

PASSING	ATT	CMP	Yds	CMP%	Yds/ATT	TD	TD%	INT	INT%	LG	SACKED	RATING
Zorn	245	126	1540	51.4	6.29	7	2.9	11	4.5	50	20/152	62.1
Krieg	78	49	501	62.8	6.42	2	2.6	2	2.6	44	16/117	79.0
SEA	326	176	2068	54.0	6.34	9	2.8	13	4.0	50	36/269	66.1
OPP	246	138	1468	56.1	5.97	4	1.6	13	5.3	56	17/135	57.1

FIELD GOALS	1-19	20-29	30-39	40-49	50+
N. Johnson	0-0	3-4	5-6	2-3	0-1
SEA	0-0	3-4	5-6	2-3	0-1
OPP	0-0	4-5	2-3	0-6	0-1
N. Johnson:	() ()	(37R,41R,23R,25)	(35,48,29)	(30)	(30,34)
	(52B)	(43)	(22,34)		
OPPONENTS:	(45B,26B,42L)	(24)	(21)()	(42L)	(50R)
	(21,41B,48L,23)	(34)	(39L,44B)		

DEFENSIVE STATISTICS

PLAYER	T	S	A	Sac	PD	FF	FR
Jackson	64	40	24	0.0	5	0	1
Easley	56	49	7	1.0	3	1	1
D. Brown	51	40	11	1.0	2	0	2
Scholtz	48	36	12	1.0	3	1	1
Simpson	46	42	4	0.0	3	0	0
Butler	46	36	11	2.0	1	0	0

RECORD (FINISH): 4-5 (T8th, AFC). Season shortened to 9 games because of players' strike. Top 8 in AFC & NFC made playoffs.

HEAD COACH: Jack Patera (35-59, .372) fired on October 13 after 2 games. Mike McCormack (4-3, .571)

ASSISTANTS: Jack Christensen (DBs), Frank Lauterbur (DL), Andy MacDonald (RBs), Howard Mudd (OL), Jerry Rhome (Off. Coach/QBs/WRs/TEs), Jackie Simpson (Def. Coach/LBs), Rusty Tillman (Sp. Teams)

CAPTAINS: WR Steve Largent (Off), CB Keith Simpson (Def), S Don Dufek (Sp. Teams)

MVP: LS Kenny Easley

PRO BOWL: LS Kenny Easley (1)

NATIONAL HONORS: None

FIRST-TEAM ALL-NFL: LS Kenny Easley (PFW, NEA, Football Digest)

Pos.	OFFENSE	STARTS
WR	Paul Johns	7
	Roger Carr	2
LT	Dennis Boyd	2
	Ron Essink	7
LG	Edwin Bailey	7
C	John Yarno	9
RG	Robert Pratt	9
RT	Steve August	7
TE	Mike Tice	9
WR	Steve Largent	8
	Jim Zorn	7
QB	Dave Krieg	2
RB	Sherman Smith	8
	David Hughes	3
FB	Dan Doornink	5
DEFENSE		
LE	Jacob Green	9
LT	Robert Hardy	8
RT	Manu Tuiaosopo	8
RE	*Jeff Bryant	9
LLB	*Bruce Scholtz	9
MLB	Michael Jackson	8
RLB	Keith Butler	8
LCB	Keith Simpson	8
RCB	Dave Brown	9
LS	Kenny Easley	8
RS	John Harris	9
SPECIAL TEAMS		
K	*Norm Johnson	9
P	Jeff West	9
*Rookie or first-year player		

	AFC					
	W	L	T	Pct.	Pts.	Opp.
LA Raiders	8	1	0	.889	260	200
Miami	7	2	0	.778	198	131
Cincinnati	7	2	0	.778	232	177
Pittsburgh	6	3	0	.667	204	146
San Diego	6	3	0	.667	288	221
NY Jets	6	3	0	.667	245	166
New England	5	4	0	.556	143	157
Cleveland	4	5	0	.444	140	182
Buffalo	4	5	0	.444	150	154
Seattle	4	5	0	.444	127	147
Kansas City	3	6	0	.333	176	184
Denver	2	7	0	.222	148	226
Houston	1	8	0	.111	136	245
Baltimore	0	8	1	.056	113	236

	NFC					
	W	L	T	Pct.	Pts.	Opp.
Washington	8	1	0	.889	190	128
Dallas	6	3	0	.667	226	145
Green Bay	5	3	1	.611	226	169
Minnesota	5	4	0	.556	187	198
Atlanta	5	4	0	.556	183	199
St. Louis	5	4	0	.556	135	170
Tampa Bay	5	4	0	.556	158	178
Detroit	4	5	0	.444	181	176
New Orleans	4	5	0	.444	129	160
NY Giants	4	5	0	.444	164	160
San Francisco	3	6	0	.333	209	206
Chicago	3	6	0	.333	141	174
Philadelphia	3	6	0	.333	191	195
LA Rams	2	7	0	.222	200	250

As the result of a 57-day players' strike, the 1982 NFL regular season schedule was reduced from 16 weeks to 9. At the conclusion of the regular season, the NFL conducted a 16-team postseason Super Bowl Tournament. Eight teams from each conference were seeded 1-8 based on their records during the season.

1983 REVIEW (9-7; 2-1 PLAYOFFS)

DATE	W/L	SCORE	OPPONENT	ATT
09/04	L	13-17	at Kansas City	42,531
09/11	W	17-10	at N.Y. Jets	50,066
09/18	W	34-31	San Diego	61,714
09/25	L	17-27	Washington	60,718
10/02	W	24-9	at Cleveland	75,446
10/09	L	21-28	at San Diego	49,132
10/16	W	38-36	L.A. Raiders	60,697
10/23	L	21-27	Pittsburgh	61,615
10/30	W	34-21	at L.A. Raiders	49,708
11/06	W	27-19	Denver	61,189
11/13	L	28-33	at St. Louis	33,280
11/20	L	27-38	at Denver	74,710
11/27	W	51-48	Kansas City (OT)	56,795
12/04	L	10-35	Dallas	63,352
12/11	W	17-12	at N.Y. Giants	48,942
12/18	W	24-6	New England	59,688
POSTSEASON				
12/24	W	31-7	Denver (Sat.) (AFC First-Round)	60,753
12/31	W	27-20	at Miami (Sat.) (AFC Divisional Playoff)	71,032
01/08	L	14-30	at L.A. Raiders (AFC Championship)	88,734

TEAM STATISTICS		SEA	OPP
TOTAL FIRST DOWNS		300	351
Rushing		131	128
Passing		153	195
Penalty		16	28
3rd Down: Made/Att	96/218	95/214	
3rd Down Pct.	44.0	44.4	
4th Down: Made/Att	4/10	4/10	
4th Down Pct.	40.0	40.0	
POSSESSION AVG.	29:52	30:08	
TOTAL NET YARDS		5092	6029
Avg. Per Game	318.3	376.8	
Total Plays	1032	1075	
Avg. Per Play	4.9	5.6	
NET YARDS RUSHING		2119	2198
Avg. Per Game	132.4	137.4	
Total Rushes	546	511	
NET YARDS PASSING		2973	3831
Avg. Per Game	185.8	239.4	
Sacked/Yards Lost	47/343	43/351	
Gross Yards	3316	4182	
Att./Completions	449/251	521/3111	
Completion Pct.	55.9	59.7	
Had Intercepted	18	26	
PUNTS/AVERAGE		79/39.5	68/40.2
NET PUNTING AVG.	34.6	34.2	
PENALTIES/YARDS		102/890	91/725
FUMBLES/BALL LOST	36/20	44/28	
TOUCHDOWNS		50	48
Rushing	19	14	
Passing	25	33	
Returns	6	1	
TOTAL POINTS		403	397

By QUARTERS	1	2	3	4	OT	Tot
SEA	67	99	102	132	3	403
OPP	69	134	56	138	0	397

SCORING	TD	Ru	Pa	Rt	PAT	FG	S	Pts
N. Johnson	0	0	0	0	49-50	18-25	0	103
Warner	14	13	1	0	0	0	0	84
Largent	11	0	11	0	0	0	0	66
Johns	5	0	4	1	0	0	0	30
SEA	50	19	25	6	49-50	18-25	0	403
OPP	48	14	33	1	43-48	20-26	3	397

RUSHING	ATT	Yds	AVG	LG	TD
Warner	335	1449	4.3	60	13
Hughes	83	313	3.8	26	1
Doornink	40	99	2.5	9	2
SEA	546	2119	3.9	60	19
OPP	511	2198	4.3	37	14

RECEIVING	No	Yds	AVG	LG	TD
Largent	72	1074	14.9	46	11
Warner	42	325	7.7	28	1
Young	36	529	14.7	47	2
Johns	34	486	14.3	30	4
SEA	251	3316	13.2	50	25
OPP	311	4182	13.4	78	33

PUNT RETURNS	No	FC	Yds	AVG	LG	TD
Johns	28	5	316	11.3	75t	1
SEA	34	6	366	10.8	75t	1
OPP	36	16	185	5.1	18	0

KICKOFF RETURNS	No	Yds	AVG	LG	TD
Dixon	49	1148	23.4	94	1
Hughes	12	282	23.5	35	1
SEA	71	1575	22.2	94	1
OPP	59	952	16.1	45	0

INTERCEPTIONS	No	Yds	AVG	LG	TD
Easley	7	96	13.2	38	0
D. Brown	6	83	13.8	37	0
Simpson	4	39	9.7	14	0
SEA	26	353	13.6	73	2
OPP	18	279	15.5	40	1

PUNTING	No	Yds	AVG	NET	TB	I20	LG	B
West	79	3115	39.5	34.6	10	25	56	0
SEA	79	3115	39.5	34.6	10	25	56	0
OPP	68	2754	40.5	34.2	3	14	58	0

FIELD GOALS	1-19	20-29	30-39	40-49	50+
N. Johnson	1-1	4-4	4-7	8-10	1-3
SEA	1-1	4-4	4-7	8-10	1-3
OPP	2-2	5-6	6-7	7-9	0-1

PASSING	ATT	CMP	YDS	CMP%YDS/ATT	TD	TD%	INT	INT%	LG	SACKED	RATING
Krieg	243	147	2139	60.5 8.80	18	7.4	11	4.5	50	38/279	95.0
Zorn	205	103	1166	50.2 5.69	7	3.4	7	3.4	43	9/64	64.8
SEA	449	251	3316	55.9 7.38	25	5.6	18	4.0	50	47/34	81.3
OPP	521	311	4182	59.7 8.03	33	6.3	26	5.0	78	43/35	85.6

DEFENSIVE STATISTICS

PLAYER	T	S	A	SAC	PD	FF	FR
Scholtz	104	84	20	1.5	6	3	1
Robinson	96	65	31	1.5	0	2	4
Harris	93	67	26	3.0	8	0	3
Easley	84	58	26	3.0	8	1	3
Butler	81	61	20	0.0	1	0	2

RECORD (FINISH): 9-7 (2nd, AFC). First playoff appearance. Won 2 games then lost AFC Championship Game at L.A. Raiders, 30-14.

HEAD COACH: Chuck Knox (9-7, .563)

ASSISTANTS: Tom Catlin (Asst. Head Coach/ Def. Coord./LBs), Ray Prochaska (Off. Coord./OL), George Dyer (DL), Chick Harris (RBs), Ralph Hawkins (DBs), Ken Meyer (QBs), Steve Moore (WRs), Rusty Tillman (Sp. Teams/TEs), Joe Vitt (Sp. Assign.)

CAPTAINS: WR Steve Largent (Off), CB Dave Brown (Def), RB Eric Lane (Sp. Teams)

MVP: RB Curt Warner

PRO BOWL: SS Kenny Easley (2), RB Curt Warner (1),

NATIONAL HONORS: Chuck Knox, NFL Coach of the Year (SGH), SS Kenny Easley, AFC Defensive Player of the Year (FB News), RB Curt Warner, AFC Offensive Player of the Year (UPI, NFLPA, WNTDC), **FIRST-TEAM ALL-NFL:** SS Kenny Easley (NEA, PFWA, PFW)

Pos.	OFFENSE	STARTS
WR	Paul Johns	9
LT	Ron Essink	16
LG	Reggie McKenzie	14
C	Blair Bush	16
RG	Robert Pratt	16
RT	Steve August	15
TE	Pete Metzelaars	7
WR	Steve Largent	14
QB	Jim Zorn	8
	Dave Krieg	8
RB	*Curt Warner	16
FB	David Hughes	6
	DEFENSE	
LE	Jacob Green	16
NT	Manu Tuiaosopo	8
	Joe Nash	8
RE	Jeff Bryant	16
LOLB	Bruce Scholtz	16
LILB	Shelton Robinson	15
RILB	Keith Butler	16
ROLB	Michael Jackson	9
	Greg Gaines	6
LCB	Kerry Justin	10
RCB	Dave Brown	16
SS	Kenny Easley	15
FS	John Harris	16
	SPECIAL TEAMS	
K	Norm Johnson	16
P	Jeff West	16

*Rookie or first-year player

AFC

EASTERN	W	L	T	Pct.	Pts.	Opp.
Miami	12	4	0	.750	389	250
New England	8	8	0	.500	274	289
Buffalo	8	8	0	.500	283	351
Baltimore	7	9	0	.438	264	354
NY Jets	7	9	0	.438	313	331

CENTRAL	W	L	T	Pct.	Pts.	Opp.
Pittsburgh	10	6	0	.625	355	303
Cleveland	9	7	0	.563	356	342
Cincinnati	7	9	0	.438	346	302
Houston	2	14	0	.125	288	460

WESTERN	W	L	T	Pct.	Pts.	Opp.
LA Raiders	12	4	0	.750	442	338
Seattle*	9	7	0	.563	403	397
Denver*	9	7	0	.563	302	327
San Diego	6	10	0	.375	358	462
Kansas City	6	10	0	.375	386	367

NFC

EASTERN	W	L	T	Pct.	Pts.	Opp.
Washington	14	2	0	.875	541	332
Dallas*	12	4	0	.750	479	360
St. Louis	8	7	1	.531	374	428
Philadelphia	5	11	0	.313	233	322
NY Giants	3	12	1	.219	267	347

CENTRAL	W	L	T	Pct.	Pts.	Opp.
Detroit	9	7	0	.563	347	286
Green Bay	8	8	0	.500	429	439
Chicago	8	8	0	.500	311	301
Minnesota	8	8	0	.500	316	348
Tampa Bay	2	14	0	.125	241	380

WESTERN	W	L	T	Pct.	Pts.	Opp.
San Francisco	10	6	0	.625	432	293
LA Rams*	9	7	0	.563	361	344
New Orleans	8	8	0	.500	319	337
Atlanta	7	9	0	.438	370	389

1984 REVIEW (12-4; 1-1 PLAYOFFS)

DATE	W/L	SCORE	OPPONENT	ATT
09/03	W	33-0	Cleveland (Mon.)	59,540
09/09	W	31-17	San Diego	61,314
09/16	L	23-38	at New England	43,140
09/23	W	38-9	Chicago	61,520
09/30	W	20-12	at Minnesota	57,171
10/07	L	14-28	at L.A. Raiders	77,904
10/14	W	31-28	Buffalo	59,034
10/21	W	28-24	Green Bay at Milwaukee	52,286
10/29	W	24-0	at San Diego (Mon.)	53,974
11/04	W	45-0	Kansas City	61,396
11/12	W	17-14	L.A. Raiders (Mon.)	64,001
11/18	W	26-6	at Cincinnati	50,280
11/25	W	27-24	at Denver	74,922
12/02	W	38-17	Detroit	62,441
12/09	L	7-34	at Kansas City	34,855
12/15	L	14-31	Denver (Sat.)	64,411

POSTSEASON

12/22	W	13-7	L.A. Raiders (Sat.) (AFC First-Round)	62,049
12/29	L	10-31	at Miami (Sat.) (AFC Divisional Playoff)	73,469

TEAM STATISTICS	SEA	OPP
TOTAL FIRST DOWNS	287	288
Rushing	94	99
Passing	171	160
Penalty	22	29
3rd Down: Made/Att	84/222	73/214
3rd Down Pct.	37.8	34.1
4th Down: Made/Att	4/9	9/20
4th Down Pct.	44.4	45.0
POSSESSION AVG.	30:46	29:14
TOTAL NET YARDS	5068	4963
Avg. Per Game	316.8	310.2
Total Plays	1034	1051
Avg. Per Play	4.9	4.7
NET YARDS RUSHING	1645	1789
Avg. Per Game	102.8	111.8
Total Rushes	495	475
NET YARDS PASSING	3423	3174
Avg. Per Game	213.9	198.4
Sacked/Yards Lost	42/328	55/398
Gross Yards	3751	3572
Att./Completions	497/283	521/265
Completion Pct.	56.9	50.9
Had Intercepted	26	38
PUNTS/AVERAGE	95/37.5	83/40.3
NET PUNTING AVG.	33.3	33.0
PENALTIES/YARDS	128/1179	114/883
FUMBLES/BALL LOST	24/13	47/25
TOUCHDOWNS	51	34
Rushing	10	11
Passing	32	18
Returns	9	5
TOTAL POINTS	418	282

BY QUARTERS	1	2	3	4	OT	Tot
SEA	92	135	100	91	--	418
OPP	60	86	62	74	--	282

SCORING	TD	Ru	Pa	Rt	PAT	FG	S	Pts
Johnson	0	0	0	0	0.50-51	20-24	0	110
Largent	12	0	12	0	0	0	0	72
Turner	10	0	10	0	0	0	0	60
Lane	5	4	1	0	0	0	0	30
SEA	51	10	32	9	50-51	20-24	1	418
OPP	34	11	18	5	34-34	14-22	1	282

RUSHING	ATT	Yds	Avg	LG	TD
Hughes	94	327	3.5	14	1
Lane	80	299	3.7	40	4
Doornink	57	215	3.8	25	0
SEA	495	1645	3.3	40	10
OPP	475	1789	3.8	25	11

RECEIVING	No	Yds	Avg	LG	TD
Largent	74	1164	15.7	65	12
Turner	35	715	20.4	80	10
C. Young	33	337	10.2	31	1
Doornink	31	365	11.8	32	2
SEA	283	3751	13.3	80	32
OPP	265	3572	13.5	92	18

INTERCEPTIONS	No	Yds	Avg	LG	TD
Easley	10	126	12.6	58	2
Brown	8	179	22.4	90	2
SEA	38	697	18.3	90	7
OPP	26	333	12.8	42	3

KICKOFF RETURNS	No	Yds	Avg	LG	TD
Dixon	25	446	17.8	36	0
Hughes	17	348	20.5	38	0
SEA	54	1007	18.6	38	0
OPP	67	1116	16.7	46	0

PUNT RETURNS	No	FC	Yds	Avg	LG	TD
Easley	16	5	194	12.1	42	0
Skansi	16	2	145	9.1	16	0
SEA	44	11	484	11.0	47	1
OPP	32	39	205	6.4	65	1

PUNTING	No	Yds	Avg	NET	TBI	I20	LG	B
West	95	3567	37.5	33.3	10	24	60	0
SEA	95	3567	37.5	33.3	10	24	60	0
OPP	83	3345	40.3	33.0	6	14	63	4

FIELD GOALS	1-19	20-29	30-39	40-49	50+
Johnson	0-0	9-10	4-4	6-7	1-3
SEA	0-0	9-10	4-4	6-7	1-3
OPP	0-0	4-5	5-8	5-9	0-0

PASSING	ATT	CMP	YDS	CMP%	YDS/ATT	TD	TD%	INT	INT%	LG	SACKED	RATING
Krieg	480	276	3671	57.5	7.65	32	6.7	24	5.0	80	40/314	83.3
SEA	497	283	3751	56.9	7.55	32	6.4	26	5.2	80	42/328	80.6
OPP	521	265	3572	50.9	6.86	18	3.5	38	7.3	92	55/398	54.2

DEFENSIVE STATISTICS

PLAYER	T	S	A	SAC	PD	FF	FR
Robinson	93	65	28	0.5	4	0	4
K. Butler	89	68	21	1.0	4	0	2
Gaines	88	61	27	3.5	3	0	2
Nash	82	58	24	7.0	1	1	3

RECORD (FINISH): 12-4 (2nd, AFC West). Lost divisional playoff at Miami 31-10.

HEAD COACH: Chuck Knox (21-11, .656)

ASSISTANTS: Tom Catlin (Asst. Head Coach/ Def. Coord./LBs), Ray Prochaska (Off. Coord./OL), George Dyer (DL), Chick Harris (RBs), Ralph Hawkins (DBs), Ken Meyer (QBs), Steve Moore (WRs), Rusty Tillman (Sp. Tms/TEs), Joe Vitt (Sp. Assign.)

CAPTAINS: TE Charle Young (Off), CB Dave Brown (Def), RB Eric Lane (Sp. Teams)

MVP: SS Kenny Easley

PRO BOWL: CB Dave Brown (1), SS Kenny Easley (3), K Norm Johnson (1), QB Dave Krieg (1), WR Steve Largent (4), NT Joe Nash (1), Sp. Fredd Young (1)

NATIONAL HONORS: Chuck Knox, NFL Coach of the Year (AP, SN, SGH), SS Kenny Easley, NFL Def. Player of the Year (AP, PFWA)

FIRST-TEAM ALL-NFL: CB Dave Brown (Films), SS Kenny Easley (AP, SI, PFW, PFWA, SN, NEA, Films), DE Jacob Green (SN), K Norm Johnson (AP, PFWA, SN, PFW), WR Steve Largent (Films), NT Joe Nash (AP, Films, PFW), Sp. Fredd Young (Films, PFW)

Pos.	OFFENSE	STARTS
WR	*Daryl Turner	8
LT	Ron Essink	16
LG	Reggie McKenzie	8
	Edwin Bailey	8
C	Blair Bush	16
RG	Robert Pratt	16
RT	Bob Cryder	10
TE	Charle Young	13
	Mike Tice	8
WR	Steve Largent	16
QB	Dave Krieg	16
RB	Curt Warner	1
	Eric Lane	7
FB	Franco Harris	6
	David Hughes	6
	DEFENSE	
LE	Jacob Green	16
NT	Joe Nash	16
RE	Jeff Bryant	16
LOLB	Bruce Scholtz	16
LILB	Shelton Robinson	16
RILB	Keith Butler	16
ROLB	Greg Gaines	11
LCB	Keith Simpson	15
RCB	Dave Brown	16
SS	Kenny Easley	16
FS	John Harris	16
	SPECIAL TEAMS	
K	Norm Johnson	16
P	Jeff West	16

*Rookie or first-year player

AFC

EASTERN	W	L	T	Pct.	Pts.	Opp.
Miami	14	2	0	.875	513	298
New England	9	7	0	.563	362	352
NY Jets	7	9	0	.438	332	364
Indianapolis	4	12	0	.250	239	414
Buffalo	2	14	0	.125	250	454

CENTRAL	W	L	T	Pct.	Pts.	Opp.
Pittsburgh	9	7	0	.563	387	310
Cincinnati	8	8	0	.500	339	339
Cleveland	5	11	0	.313	250	297
Houston	3	13	0	.188	240	437

WESTERN	W	L	T	Pct.	Pts.	Opp.
Denver	13	3	0	.813	353	241
Seattle*	12	4	0	.750	418	282
LA Raiders*	11	5	0	.688	368	278
Kansas City	8	8	0	.500	314	324
San Diego	7	9	0	.438	394	413

NFC

EASTERN	W	L	T	Pct.	Pts.	Opp.
Washington	11	5	0	.688	426	310
NY Giants*	9	7	0	.563	299	301
St. Louis	9	7	0	.563	423	345
Dallas	9	7	0	.563	308	308
Philadelphia	6	9	1	.406	278	320

CENTRAL	W	L	T	Pct.	Pts.	Opp.
Chicago	10	6	0	.625	325	248
Green Bay	8	8	0	.500	390	309
Tampa Bay	6	10	0	.375	335	380
Detroit	4	11	1	.281	283	408
Minnesota	3	13	0	.188	276	484

WESTERN	W	L	T	Pct.	Pts.	Opp.
San Francisco	15	1	0	.938	475	227
LA Rams*	10	6	0	.625	346	316
New Orleans	7	9	0	.438	298	361
Atlanta	4	12	0	.250	281	382

1985 REVIEW (8-8)

DATE	W/L	SCORE	OPPONENT	ATT
09/08	W	28-24	at Cincinnati	51,625
09/15	W	49-35	at San Diego	54,420
09/23	L	24-35	L.A. Rams (Mon.)	63,292
09/29	L	7-28	at Kansas City	50,485
10/06	W	26-21	San Diego	61,300
10/13	W	30-26	Atlanta	60,430
10/20	L	10-13	at Denver (OT)	74,899
10/27	L	14-17	at N.Y. Jets	69,320
11/03	W	33-3	L.A. Raiders	64,060
11/10	W	27-3	at New Orleans	47,365
11/17	L	13-20	New England	60,345
11/25	L	6-19	at SF 49ers (Mon.)	57,482
12/01	W	24-6	Kansas City	52,655
12/08	W	31-13	Cleveland	58,477
12/15	L	3-13	at L.A. Raiders	77,425
12/20	L	24-27	Denver (Fri.)	56,283

BY QUARTERS		1	2	3	4	OT	TOT
SEA		43	116	90	100	0	349
OPP		47	78	63	112	3	303

SCORING	TD	Ru	Pa	Rr	PAT	FG	S	Pts
Johnson	0	0	0	0	40-41	14-25	0	82
Turner	13	0	13	0	0	0	0	78
Warner	9	8	1	0	0	0	0	54
Largent	6	0	6	0	1-1	0	0	37
SEA	44	9	28	7	41-44	14-25	1	349
OPP	35	12	22	1	31-35	20-28	1	303

TEAM STATISTICS	SEA	OPP
TOTAL FIRST DOWNS	299	290
Rushing	96	90
Passing	179	179
Penalty	24	21
3rd Down: Made/Att	96/244	72/218
3rd Down Pct.	39.3	33.0
4th Down: Made/Att	10/17	9/13
4th Down Pct.	58.8	69.2
POSSESSION AVG.	30:13	29:47
TOTAL NET YARDS	5007	5160
Avg. Per Game	312.9	322.5
Total Plays	1090	1030
Avg. Per Play	4.6	5.0
NET YARDS RUSHING	1644	1837
Avg. Per Game	102.8	114.8
Total Rushes	462	473
NET YARDS PASSING	3363	3323
Avg. Per Game	210.2	207.7
Sacked/Yards Lost	53/457	61/464
Gross Yards	3820	3787
Att./Completions	575/304	496/273
Completion Pct.	52.9	55.0
Had Intercepted	23	24
PUNTS/AVERAGE	91/40.3	97/42.1
NET PUNTING AVG.	33.8	34.6
PENALTIES/YARDS	102/827	106/840
FUMBLES/BALL LOST	34/18	39/20
TOUCHDOWNS	44	35
Rushing	9	12
Passing	28	22
Returns	7	1
TOTAL POINTS	349	303

RUSHING	ATT	Yds	AVG	LG	TD
Warner	291	1094	3.8	38	8
Morris	55	236	4.3	21	0
Hughes	40	128	3.2	9	0
Krieg	35	121	3.5	17	1
SEA	462	1644	3.6	38	9
OPP	473	1837	3.9	43	12

RECEIVING	No	Yds	AVG	LG	TD
Largent	79	1287	16.3	43	6
Warner	47	307	6.5	27	1
Turner	34	670	19.7	54	13
C. Young	28	351	12.5	32	2
Skansi	21	269	12.8	32	1
Walker	19	285	15.0	28	2
SEA	304	3820	12.6	54	28
OPP	273	3787	13.9	71	22

INTERCEPTIONS	No	Yds	AVG	LG	TD
Harris	7	20	2.9	17	0
Brown	6	58	9.7	28	1
Taylor	4	75	18.8	75	1
SEA	24	272	11.3	75	3
OPP	23	389	16.9	83	1

PUNTING	No	Yds	AVG	NET	TB I20	LG	B
Finzer	68	2766	40.7	34.6	6 12	61	0
Colquitt	12	481	40.1	34.3	2 3	55	0
West	11	420	38.2	28.3	3 0	52	0
SEA	91	3667	40.3	33.8	11 15	61	0
OPP	97	4081	42.1	34.6	12 22	62	2

PUNT RETURNS	No	FC	Yds	AVG	LG	TD
Skansi	31	7	312	10.1	32	0
Easley	8	0	87	10.9	25	0
SEA	53	11	483	9.1	32	0
OPP	47	14	374	8.0	19	0

PASSING	ATT	CMP	Yds	CMP% Yds/Att	TD	TD%	INT	INT%	LG	SACKED	RATING
Krieg	532	285	3602	53.6 6.77	27	5.1	20	3.8	54	52/448	76.2
Gilbert	40	19	218	47.5 5.45	1	2.5	2	5.0	37	1/9	----
SEA	575	304	3820	52.9 6.64	28	4.9	23	4.0	54	53/457	73.4
OPP	496	273	3787	55.0 7.64	22	4.4	24	4.8	71	61/464	74.4

KICKOFF RETURNS	No	Yds	Avg	LG	TD
Morris	31	636	20.5	58	0
Skansi	19	358	18.8	35	0
SEA	58	1166	20.1	58	0
OPP	47	918	19.5	63	0

FIELD GOALS	1-19	20-29	30-39	40-49	50+
Johnson	0-0	5-5	7-9	1-8	1-3
SEA	0-0	5-5	7-9	1-8	1-3
OPP	0-0	10-11	4-7	5-7	1-3

DEFENSIVE STATISTICS

PLAYER	T	S	A	SAC	PD	FF	FR
F. Young	118	93	25	3.0	2	0	1
K. Butler	108	71	37	0.0	3	2	3
Green	92	60	32	13.5	1	7	2
Nash	87	67	20	9.0	0	0	2
Easley	79	62	17	2.0	7	0	3
Bryant	73	49	25	8.5	4	0	4

RECORD (FINISH): 8-8 (3rd, AFC West).

HEAD COACH: Chuck Knox (29-19, .604)

ASSISTANTS: Tom Catlin (Asst. Head Coach/ Def. Coord./LBs), Ray Prochaska (Off. Coord), George Dyer (DL), Chick Harris (RBs), Ralph Hawkins (DBs), Ken Meyer (QBs), Steve Moore (WRs), Kent Stephenson (OL), Rusty Tillman (Sp. Teams/ TEs), Joe Vitt (Sp. Assign.)

CAPTAINS: WR Steve Largent (Off), CB Dave Brown (Def), RB Eric Lane (Sp. Teams)

MVP: WR Steve Largent

PRO BOWL: SS Kenny Easley (4), WR Steve Largent (5), Sp. Fredd Young (2)

NATIONAL HONORS: RB Curt Warner, Comeback Player of the Year (SI)

FIRST-TEAM ALL-NFL: SS Kenny Easley (AP, PFWA, NEA), WR Steve Largent (AP, PFWA, SI, C&PFN)

Pos.	OFFENSE	STARTS
WR	Daryl Turner	12
LT	Ron Essink	12
LG	Edwin Bailey	16
C	Blair Bush	16
RG	Robert Pratt	12
RT	Steve August	6
RT	Bob Cryder	15
TE	Charle Young	14
	Dan Ross	5
QB	Dave Krieg	16
RB	Curt Warner	16
FB	David Hughes	10
	Eric Lane	3
DEFENSE		
LE	Jacob Green	16
NT	Joe Nash	16
RE	Jeff Bryant	16
LOLB	Bruce Sholtz	16
LILB	Fredd Young	13
RILB	Keith Butler	16
ROLB	Michael Jackson	16
LCB	Terry Taylor	16
RCB	Dave Brown	16
SS	Kenny Easley	13
FS	John Harris	16
SPECIAL TEAMS		
K	Norm Johnson	16
P	David Finzer	12
	Jeff West	2
	Jimmy Colquitt	2

*Rookie or first-year player

AFC

EASTERN	W	L	T	Pct.	Pts.	Opp.
Miami	12	4	0	.750	428	320
NY Jets*	11	5	0	.688	393	264
New England*	11	5	0	.688	362	290
Indianapolis	5	11	0	.313	320	386
Buffalo	2	14	0	.125	200	381

CENTRAL	W	L	T	Pct.	Pts.	Opp.
Cleveland	8	8	0	.500	287	294
Cincinnati	7	9	0	.438	441	437
Pittsburgh	7	9	0	.438	379	355
Houston	5	11	0	.313	284	412

WESTERN	W	L	T	Pct.	Pts.	Opp.
LA Raiders	12	4	0	.750	354	308
Denver	11	5	0	.688	380	329
Seattle	8	8	0	.500	349	303
San Diego	8	8	0	.500	467	435
Kansas City	6	10	0	.375	317	360

NFC

EASTERN	W	L	T	Pct.	Pts.	Opp.
Dallas	10	6	0	.625	357	333
NY Giants*	10	6	0	.625	399	283
Washington	10	6	0	.625	297	312
Philadelphia	7	9	0	.438	286	310
St. Louis	5	11	0	.313	278	414

CENTRAL	W	L	T	Pct.	Pts.	Opp.
Chicago	15	1	0	.938	456	198
Green Bay	8	8	0	.500	337	355
Minnesota	7	9	0	.438	346	359
Detroit	7	9	0	.438	307	366
Tampa Bay	2	14	0	.125	294	448

WESTERN	W	L	T	Pct.	Pts.	Opp.
LA Rams	11	5	0	.688	340	277
San Francisco*10	6	6	0	.625	411	263
New Orleans	5	11	0	.313	294	401
Atlanta	4	12	0	.250	282	452

1986 REVIEW (10-6)

DATE	W/L	SCORE	OPPONENTS	ATT	BY	QUARTERS	1	2	3	4	OT	TOT	
09/07	W	30-0	Pittsburgh	61,461	SEA		69	96	80	121	0	366	
09/14	W	23-17	Kansas City	61,068	OPP		60	103	52	78	0	293	
09/21	W	38-31	at New England	58,977									
09/28	L	14-19	at Washington	54,157									
10/06	W	33-7	San Diego (Mon.)	63,207	SCORING	TD	Ru	Pa	Rt	PAT	FG	S	Pts
10/12	L	10-14	at L.A. Raiders	70,635	N. Johnson	0	0	0	0	42-42	22-35	0	108
10/19	W	17-12	N.Y. Giants	62,282	Warner	13	13	0	0	0	0	0	78
10/26	L	13-20	at Denver	76,089	Largent	9	0	9	0	0	0	0	54
11/02	L	7-38	N.Y. Jets	62,497	Turner	7	0	7	0	0	0	0	42
11/09	L	7-27	at Kansas City	53,268	R. Butler	4	0	4	0	0	0	0	24
11/16	L	7-34	at Cincinnati	54,410	SEA	43	15	24	4	42-43	22-35	0	366
11/23	W	24-20	Philadelphia	55,786	OPP	34	12	20	2	32-34	19-28	0	293
11/27	W	31-14	at Dallas (Thur.)	58,020									
12/08	W	37-0	L.A. Raiders (Mon.)	62,923	RUSHING	ATT	Yds	AVG	LG	TD			
12/14	W	34-24	at San Diego	47,096	Warner	319	1481	4.6	60	13			
12/20	W	41-16	Denver (Sat.)	63,697	Williams	129	538	4.2	36	0			
					Morris	19	149	7.8	49	1			
					Krieg	35	122	3.5	19	1			

TEAM STATISTICS	SEA	OPP
TOTAL FIRST DOWNS	291	310
Rushing	123	93
Passing	158	192
Penalty	10	25
3rd Down: Made/Att	96/221	84/225
3rd Down Pct.	43.4	37.3
4th Down: Made/Att	0/6	6/18
4th Down Pct.	0.0	33.3
POSSESSION AVG.	29:46	30:14
TOTAL NET YARDS	5409	5341
Avg. Per Game	338.1	333.8
Total Plays	1005	1053
Avg. Per Play	5.4	5.1
NET YARDS RUSHING	2300	1759
Avg. Per Game	143.8	109.9
Total Rushes	513	471
NET YARDS PASSING	3109	3582
Avg. Per Game	194.3	223.9
Sacked/Yards Lost	39/315	47/306
Gross Yards	3424	3888
Att./Completions	453/268	535/301
Completion Pct.	59.2	56.3
Had Intercepted	14	22
PUNTS/AVERAGE	79/38.6	81/40.4
NET PUNTING AVG.	33.0	33.7
PENALTIES/YARDS	98/813	81/652
FUMBLES/BALL LOST	29/13	26/14
TOUCHDOWNS	43	34
Rushing	15	12
Passing	24	20
Returns	4	2
TOTAL POINTS	366	293

SEA	OPP	SEA	OPP	RECEIVING	No	Yds	AVG	LG	TD		
513	2300	471	1759	Largent	70	1070	15.3	38	9		
2300	1759	1070	70	Warner	41	342	8.3	26	0		
1759	1070	342	41	Franklin	33	547	16.6	49	2		
1070	342	547	33	Williams	33	219	6.6	23	0		
342	547	219	33	Skansi	22	271	12.3	39	0		
547	219	271	22	R. Butler	19	351	18.5	67	4		
219	271	351	19	Turner	18	334	18.6	72	7		
271	351	334	18	SEA	268	3424	12.8	72	24		
351	334	3424	268	OPP	301	3888	12.9	83	20		
334	3424	3888	301	INTERCEPTIONS	No	Yds	AVG	LG	TD		
3424	3888	No	301	Brown	5	58	11.6	24	1		
3888	No	58	5	Justin	4	29	7.3	18	0		
No	58	29	4	Robinson	3	39	13.0	25	0		
58	29	39	3	Moyer	3	38	12.7	20	0		
29	39	38	3	SEA	22	216	9.8	25	1		
39	38	216	22	OPP	14	216	15.4	36	1		
38	216	216	14	KICKOFF RETURNS	No	Yds	AVG	LG	TD		
216	216	No	14	Edmonds	34	764	22.5	46	0		
216	No	764	34	Morris	23	465	20.2	38	0		
No	764	465	23	SEA	64	1322	20.7	46	0		
764	465	1322	64	OPP	59	1002	17.0	42	0		
465	1322	1002	59	PUNTING	No	Yds	AVG	NET	TBI20	LG	B
1322	1002	No	59	Gamache	79	3048	38.6	33.0	7	10	55
1002	No	3048	79	SEA	79	3048	38.6	33.0	7	10	55
No	3048	3048	79	OPP	81	3270	40.4	33.7	4	20	60
3048	3048	3270	81								

PASSING	ATT	CMP	Yds	CMP%	Yds/ATT	TD	TD%	INT	INT%	LG	SACKED	RATING
Krieg	375	225	2921	60.0	7.79	21	5.6	11	2.9	72	35/281	91.0
Gilbert	76	42	485	55.3	6.38	3	3.9	3	3.9	38	4/34	71.4
SEA	453	268	3424	59.2	7.56	24	5.3	14	3.1	72	39/315	87.7
OPP	535	301	3888	56.3	7.27	20	3.7	22	4.1	83	47/306	74.6

PUNT RETURNS	No	FC	Yds	Avg	LG	TD
Edmonds	34	14	419	12.3	75	1
SEA	39	14	457	11.7	75	1
OPP	38	21	298	7.8	28	0

FIELD GOALS	1-19	20-29	30-39	40-49	50+
N. Johnson	0-0	6-8	8-9	3-11	5-7
SEA	0-0	6-8	8-9	3-11	5-7
OPP	0-0	4-4	10-13	3-8	2-3

DEFENSIVE STATISTICS

PLAYER	T	S	A	Sac	PD	FF	FR
Young	121	93	28	6.0	0	0	0
Robinson	99	81	18	0.0	10	0	3
K. Butler	96	66	30	1.0	5	1	0
Gaines	94	71	23	5.0	1	0	1
Scholtz	79	59	20	3.0	1	4	0

RECORD (FINISH): 10-6 (3rd, AFC West)

HEAD COACH: Chuck Knox (39-25, .609)

ASSISTANTS: Tom Catlin (Asst. Head Coach/ Def. Coord./LBs), Steve Moore (Off. Coord./WRs), George Dyer (DL), Chick Harris (RBs), Ralph Hawkins (DBs), Ken Meyer (QBs), Russ Purnell (Sp. Assign.), Kent Stephenson (OL), Rusty Tillman (Sp. Teams/TEs), Joe Vitt (Sp. Assign.),
CAPTAINS: WR Steve Largent (Off), CB Dave Brown (Def), RB Eric Lane (Sp. Teams)

MVP: RB Curt Warner

PRO BOWL: KR Bobby Joe Edmonds (1), DE Jacob Green (1), WR Steve Largent (6), RB Curt Warner (2), LB Freddie Young (3)

NATIONAL HONORS: RB Curt Warner, AFC Player of the Year (UPI), First-Team All-NFL: KR Bobby Joe Edmonds (AP, PFWA, SN, PFW, FD)

Pos.	OFFENSE	STARTS
WR	Daryl Turner	12
LT	*Ron Mattes	16
LG	Edwin Bailey	12
C	Blair Bush	7
	Will Grant	6
RG	Bryan Millard	16
RT	Mike Wilson	16
TE	Mike Tice	15
WR	Steve Largent	16
QB	Dave Krieg	14
	Gale Gilbert	2
RB	Curt Warner	16
FB	*John L. Williams	16
DEFENSE		
LE	Jacob Green	16
NT	Joe Nash	11
RE	Jeff Bryant	12
LOLB	Bruce Scholtz	16
LILB	Freddie Young	15
RILB	Keith Butler	16
ROLB	Greg Gaines	15
LCB	Terry Taylor	15
RCB	Dave Brown	16
SS	Kenny Easley	10
	Paul Moyer	6
FS	Eugene Robinson	16
SPECIAL TEAMS		
K	Norm Johnson	16
P	*Vince Gamache	16
*Rookie or first-year player		

AFC

EASTERN	W	L	T	Pct.	Pts.	Opp.
New England	11	5	0	.688	412	307
NY Jets*	10	6	0	.625	364	386
Miami	8	8	0	.500	430	405
Buffalo	4	12	0	.250	287	348
Indianapolis	3	13	0	.188	229	400

CENTRAL	W	L	T	Pct.	Pts.	Opp.
Cleveland	12	4	0	.750	391	310
Cincinnati	10	6	0	.625	409	394
Pittsburgh	6	10	0	.375	307	336
Houston	5	11	0	.313	274	329

WESTERN	W	L	T	Pct.	Pts.	Opp.
Denver	11	5	0	.688	378	327
Kansas City*	10	6	0	.625	358	326
Seattle	10	6	0	.625	366	293
LA Raiders	8	8	0	.500	323	346
San Diego	4	12	0	.250	335	396

NFC

EASTERN	W	L	T	Pct.	Pts.	Opp.
NY Giants	14	2	0	.875	371	236
Washington*	12	4	0	.750	368	296
Dallas	7	9	0	.438	346	337
Philadelphia	5	10	1	.344	256	312
St. Louis	4	11	1	.281	218	351

CENTRAL	W	L	T	Pct.	Pts.	Opp.
Chicago	14	2	0	.875	352	187
Minnesota	9	7	0	.563	398	273
Detroit	5	11	0	.313	277	326
Green Bay	4	12	0	.250	254	418
Tampa Bay	2	14	0	.125	239	473

WESTERN	W	L	T	Pct.	Pts.	Opp.
San Francisco	10	5	1	.656	374	247
LA Rams*	10	6	0	.625	309	267
Atlanta	7	8	1	.469	280	280
New Orleans	7	9	0	.438	288	287

1987 REVIEW (9-6; 0-1 PLAYOFFS)

DATE	W/L	SCORE	OPPONENTS	ATT	SCORING	TD	Ru	Pa	Rt	PAT	FG	S	Pts
09/13	L	17-40	at Denver	75,999	N. Johnson	0	0	0	0	40-40	15-20	0	85
09/20	W	43-14	Kansas City	61,667	Warner	10	8	2	0	0	0	0	60
09/27			at San Diego	Cxl	Largent	8	0	8	0	0	0	0	48
10/04	W	24-20	Miami	19,448	Turner	6	0	6	0	0	0	0	36
10/11	L	10-17	Cincinnati	31,739	SEA	46	13	31	2	44-46	17-22	0	371
10/18	W	37-14	at Detroit	8,310	OPP	36	14	20	2	35-36	21-26	0	314
10/25	W	35-13	at L.A. Raiders	52,735									
11/01	W	28-17	Minnesota	61,134	RUSHING								
11/09	L	14-30	at N.Y. Jets (Mon.)	60,452	Warner	234	985	4.2	57	8			
11/15	W	24-13	Green Bay	60,693	J. L. Williams	113	500	4.4	48	1			
11/22	W	34-3	San Diego	62,444	Krieg	36	155	4.3	17	2			
11/30	L	14-37	L.A. Raiders (Mon.)	62,802	SEA	496	2023	4.1	57	13			
12/06	L	9-13	at Pittsburgh	48,881	OPP	472	2201	4.7	91	14			
12/13	W	28-21	Denver	61,759									
12/20	W	34-21	at Chicago	62,518	RECEIVING								
12/27	L	20-41	at Kansas City	20,370	Largent	58	912	15.7	55	8			
			POSTSEASON		J. L. Williams	38	420	11.1	75	3			
01/03	L	20-23	at Houston (OT)	49,662	R. Butler	33	465	14.1	40	5			
			(AFC First-Round)		Skansi	19	207	10.9	25	1			
					SEA	237	3028	12.8	75	31			
					OPP	255	3196	12.5	81	20			

TEAM STATISTICS	SEA	OPP
TOTAL FIRST DOWNS	301	297
Rushing	120	133
Passing	154	148
Penalty	27	16
3rd Down: Made/Att	92/189	85/196
3rd Down Pct.	48.7	43.4
4th Down: Made/Att	4/9	4/10
4th Down Pct.	44.4	40.0
POSSESSION AVG.	30:35	29:25
TOTAL NET YARDS	4735	5159
Avg. Per Game	315.7	343.9
Total Plays	937	954
Avg. Per Play	5.1	5.4
NET YARDS RUSHING	2023	2201
Avg. Per Game	134.9	146.7
Total Rushes	937	472
NET YARDS PASSING	2712	2958
Avg. Per Game	180.8	197.2
Sacked/Yards Lost	36/316	37/238
Gross Yards	3028	3196
Att./Completions	405/237	445/255
Completion Pct.	58.5	57.3
Had Intercepted	21	17
PUNTS/AVERAGE	61/38.9	63/39.1
NET PUNTING AVG.	33.1	32.7
PENALTIES/YARDS	79/668	104/890
FUMBLES/BALL LOST	32/16	38/21
TOUCHDOWNS	46	36
Rushing	13	14
Passing	31	20
Returns	2	2
TOTAL POINTS	371	314

BY QUARTERS	1	2	3	4	OT	Tot
SEA	79	132	95	65	---	371
OPP	51	110	75	78	---	314

INTERCEPTIONS	No	Yds	Avg	LG	TD
Easley	4	47	11.8	22	0
Robinson	3	75	25.0	44	0
Jenkins	3	46	15.3	34	0
SEA	17	289	17.0	53	1
OPP	21	146	7.0	32	0

PUNT RETURNS	No	FC	Yds	Avg	LG	TD
Edmonds	20	4	251	12.6	40	0
SEA	32	8	322	10.1	40	0
OPP	32	12	251	7.8	91	1

PUNTING	No	Yds	Avg	NET	TB	I20	LG	B
Rodriguez	47	1880	40.0	34.0	5	17	63	0
SEA	61	2370	38.9	33.1	5	18	63	0
OPP	63	2465	39.1	32.7	4	13	60	1

KICKOFF RETURNS	No	Yds	Avg	LG	TD
Edmonds	27	564	20.9	43	0
Hollis	10	263	26.3	41	0
SEA	64	1236	19.3	43	0
OPP	67	1379	20.6	92	1

FIELD GOALS	1-19	20-29	30-39	40-49	50+
N. Johnson	0-0	7-7	4-7	4-5	0-1
Hagler	0-0	2-2	0-0	0-0	0-0
SEA	0-0	9-9	4-7	4-5	0-1
OPP	0-0	7-7	9-9	5-8	0-2

PASSING	ATT	CMP	YDS	CMP%	YDS/ATT	TD	TD%	INT	INT%	LG	SACKED	RATING
Krieg	294	178	2131	60.5	7.25	23	7.8	15	5.1	75	27/247	87.6
Mathison	76	36	501	47.4	6.59	3	3.9	5	6.6	47	6/49	54.8
Kemp	33	23	396	69.7	12.00	5	15.2	1	3.0	55	3/20	137.1
SEA	405	237	3028	58.5	7.48	31	7.7	21	5.2	75	36/316	85.9
OPP	445	255	3196	57.3	7.18	20	4.5	17	3.8	81	37/238	78.8

DEFENSIVE STATISTICS

PLAYER	T	S	A	SAC	PD	FF	FR
F. Young	99	78	21	9.0	5	5	4
Bosworth	78	64	14	4.0	3	2	2
Robinson	69	49	19	0.0	3	0	1
Bryant	52	40	12	4.0	0	1	1
J. Green	48	36	12	9.5	0	3	1

RECORD (FINISH): 9-6 (2nd, AFC West). Lost wild card playoff at Houston 23-20 (OT).

HEAD COACH: Chuck Knox (48-31, .608)

ASSISTANTS: Tom Catlin (Asst. Head Coach/ Def. Coord./OLBs), Steve Moore (Off. Coord./WRs), George Dyer (DL), Chick Harris (RBs), Ralph Hawkins (DBs), Ken Meyer (QBs), Russ Purnell (TEs/Asst. Sp. Teams), Kent Stephenson (OL), Rusty Tillman (Sp. Teams/ILBs), Joe Vitt (Sp. Assign.)

CAPTAINS: WR Steve Largent and RB Curt Warner (Off), S Kenny Easley (Def), S Paul Moyer (Sp. Teams)

MVP: WR Steve Largent

PRO BOWL: S Kenny Easley (5), DE Jacob Green (2), WR Steve Largent (7), RB Curt Warner (3), LB Fredd Young (4)

NATIONAL HONORS: None

FIRST-TEAM ALL-NFL: WR Steve Largent (PFWA), G Bryan Millard (Films), RB Curt Warner (S-I, NEA), LB Fredd Young (AP, PFWA, Films, S-I, PFW, SN, NEA)

Pos.	OFFENSE	STARTS
WR	Daryl Turner	8
LT	Ron Mattes	12
LG	Edwin Bailey	12
C	Blair Bush	11
RG	Bryan Millard	12
RT	Mike Wilson	12
TE	Mike Tice	12
WR	Steve Largent	13
QB	Dave Krieg	12
RB	Curt Warner	12
FB	John L. Williams	10
DEFENSE		
LE	Jacob Green	12
NT	Joe Nash	12
RE	Jeff Bryant	12
LOLB	Bruce Scholtz	7
	*Tony Woods	5
LILB	Fredd Young	13
RILB	*Brian Bosworth	12
ROLB	Greg Gaines	10
	*Tony Woods	2
LCB	Terry Taylor	12
RCB	Patrick Hunter	11
SS	Kenny Easley	11
FS	Eugene Robinson	12
SPECIAL TEAMS		
K	Norm Johnson	13
P	Ruben Rodriguez	13
*Rookie or first-year player		

AFC

EASTERN	W	L	T	Pct.	Pts.	Opp.
Indianapolis	9	6	0	.600	300	238
New England	8	7	0	.533	320	293
Miami	8	7	0	.533	362	335
Buffalo	7	8	0	.467	270	305
NY Jets	6	9	0	.400	280	312

CENTRAL	W	L	T	Pct.	Pts.	Opp.
Cleveland	10	5	0	.677	390	239
Houston*	9	6	0	.600	345	349
Pittsburgh	8	7	0	.533	285	299
Cincinnati	4	11	0	.267	285	370

WESTERN	W	L	T	Pct.	Pts.	Opp.
Denver	10	4	1	.700	379	288
Seattle*	9	6	0	.600	371	314
San Diego	8	7	0	.533	253	317
LA Raiders	5	10	0	.333	301	289
Kansas City	4	11	0	.267	273	388

NFC

EASTERN	W	L	T	Pct.	Pts.	Opp.
Washington	11	4	0	.733	379	385
Dallas	7	8	0	.467	340	348
St. Louis	7	8	0	.467	362	268
Philadelphia	7	8	0	.467	337	380
NY Giants	6	9	0	.400	280	312

CENTRAL	W	L	T	Pct.	Pts.	Opp.
Chicago	11	4	0	.733	356	282
Minnesota*	8	7	0	.533	336	335
Green Bay	5	9	1	.367	255	300
Tampa Bay	4	11	0	.267	286	360
Detroit	4	11	0	.267	269	384

WESTERN	W	L	T	Pct.	Pts.	Opp.
San Francisco	13	2	0	.867	459	253
New Orleans*	12	3	0	.800	422	283
LA Rams	6	9	0	.400	317	361
Atlanta	3	12	0	.200	205	436

1988 REVIEW (9-7; 0-1 PLAYOFFS)

DATE	W/L	SCORE	OPPONENT	ATT	BY	QUARTERS	1	2	3	4	OT	TOT
09/04	W	21-14	at Denver	75,986	SEA		58	124	83	74	----	339
09/11	W	31-10	Kansas City	61,512	OPP		75	90	72	92	----	329
09/18	L	6-17	at San Diego	44,449								
09/25	L	7-38	San Francisco	62,382								
10/02	W	31-20	at Atlanta	28,619								
10/09	W	16-10	at Cleveland	78,605								
10/16	L	19-20	New Orleans	63,569								
10/23	L	10-31	at L.A. Rams	57,033								
10/30	W	17-14	San Diego	59,641								
11/06	L	3-13	Buffalo	61,074								
11/13	W	27-24	Houston	60,446								
11/20	L	24-27	at Kansas City	33,152								
11/28	W	35-27	L.A. Raiders (Mon.)	62,641								
12/04	L	7-13	at New England	59,068								
12/11	W	42-14	Denver	62,839								
12/18	W	43-37	at L.A. Raiders	61,127								
POSTSEASON												
12/31	L	13-21	at Cincinnati (Sat.)	58,560								
(AFC Divisional Playoff)												
TEAM STATISTICS				SEA	OPP							
TOTAL FIRST DOWNS			291	321								
Rushing			125	134								
Passing			139	171								
Penalty			27	16								
3rd Down: Made/Att			83/211	96/219								
3rd Down Pct.			39.3	43.8								
4th Down: Made/Att			7/16	10/16								
4th Down Pct.			43.8	62.5								
POSSESSION AVG.			28:32	31:28								
TOTAL NET YARDS			4842	5639								
Avg. Per Game			302.6	352.4								
Total Plays			983	1040								
Avg. Per Play			4.9	5.4								
NET YARDS RUSHING			2086	2286								
Avg. Per Game			130.4	142.9								
Total Rushes			517	509								
NET YARDS PASSING			2756	3353								
Avg. Per Game			172.3	209.6								
Sacked/Yards Lost			29/223	30/265								
Gross Yards			2979	3618								
Att./Completions			437/245	501/280								
Completion Pct.			56.1	55.9								
Had Intercepted			20	22								
PUNTS/AVERAGE			70/40.8	66/42.1								
NET PUNTING AVG.			36.8	35.7								
PENALTIES/YARDS			89/790	111/861								
FUMBLES/BALL LOST			29/14	31/18								
TOUCHDOWNS			39	38								
Rushing			14	14								
Passing			22	21								
Returns			3	3								
TOTAL POINTS			339	329								
PASSING	ATT	CMP	YDS	CMP%	YDS/ATT	TD	TD%	INT	INT%	LG	SACKED	RATING
Krieg	228	134	1741	58.8	7.64	18	7.9	8	3.5	75	12/92	94.6
Stouffer	173	98	1106	56.6	6.39	4	2.3	6	3.5	53	13/110	69.2
Kemp	35	13	132	37.1	3.77	0	0.0	4	14.8	19	3/21	----
SEA	437	245	2979	56.1	6.82	22	5.0	20	4.6	75	29/233	74.9
OPP	501	280	3618	55.9	7.22	21	4.2	22	4.4	69	30/265	74.4

SCORING	TD	Ru	Pa	Rt	PAT	FG	S	Pts
N. Johnson	0	0	0	0	39-39	22-28	0	105
Warner	12	10	2	0	0	0	0	72
Blades	8	0	8	0	0	0	0	48
Williams	7	4	3	0	0	0	0	42
Butler	4	0	4	0	0	0	0	24
SEA	39	14	22	3	39-39	22-28	0	339
OPP	38	14	21	3	38-38	21-32	0	329

RUSHING	ATT	Yds	AVG	LG	TD
Warner	266	1025	3.9	29	10
Williams	189	877	4.6	44	4
SEA	517	2986	4.0	44	14
OPP	509	2286	4.5	42	14

RECEIVING	No	Yds	AVG	LG	TD
Williams	58	651	11.2	75	3
Blades	40	682	17.1	55	8
Largent	39	645	16.5	46	2
Tice	29	244	8.4	26	0
SEA	245	2979	12.2	75	22
OPP	280	3618	12.9	69	21

INTERCEPTIONS	No	Yds	AVG	LG	TD
Moyer	6	79	13.2	34	0
Taylor	5	53	10.6	27	1
Jenkins	3	41	13.7	21	0
SEA	22	280	12.7	34	1
OPP	20	195	9.8	55	1

PUNTING	No	Yds	AVG	NET	TB	I20	LG	B
Rodriguez	70	2858	40.8	36.8	4	14	68	0
SEA	70	2858	40.8	36.8	4	14	68	0
OPP	66	2778	42.1	35.7	4	22	59	0

PUNT RETURNS	No	FC	Yds	AVG	LG	TD
Edmonds	35	8	340	9.7	41	0
SEA	37	8	340	9.2	41	0
OPP	36	14	202	5.6	16	0

KICKOFF RETURNS	No	Yds	AVG	LG	TD
Edmonds	40	900	22.5	65	0
Morris	11	218	19.8	30	0
SEA	62	1352	21.8	65	0
OPP	66	1207	18.3	95	0

FIELD GOALS	1-19	20-29	30-39	40-49	50+
N. Johnson	1-1	4-4	7-9	10-14	0-0
SEA	1-1	4-4	7-9	10-14	0-0
OPP	0-0	10-11	6-10	4-6	1-5

DEFENSIVE STATISTICS

PLAYER	T	S	A	SAC	PD	FF	FR
Robinson	114	85	29	1.0	3	1	0
Wyman	97	71	26	2.5	0	1	2
Bosworth	82	55	27	0.0	3	1	1
Woods	80	57	23	5.0	2	0	1
Moyer	73	52	21	0.0	2	0	2

RECORD (FINISH): 9-7 (1st, AFC West). Lost divisional playoff at Cincinnati 21-13.

HEAD COACH: Chuck Knox (57-38, . 600)

ASSISTANTS: Tom Catlin (Asst. Head Coach/ Def. Coord./OLBs), Steve Moore (Off. Coord./WRs), George Dyer (DL), Chick Harris (RBs), Ralph Hawkins (DBs), Ken Meyer (QBs), Russ Purnell (TEs/Asst. Sp. Teams), Kent Stephenson (OL), Rusty Tillman (Sp. Teams/ILBs), Joe Vitt (Sp. Assign.)

CAPTAINS: WR Steve Largent (Off), DE Jacob Green and S Eugene Robinson (Def), Game-to-Game (Sp. Teams)

MVP: FB John L. Williams

PRO BOWL: QB Dave Krieg (2), Sp. Rufus Porter (1)

NATIONAL HONORS: WR Steve Largent, NFL Man of the Year

FIRST-TEAM ALL-NFL: G Bryan Millard (S-I), Sp. Teams Rufus Porter (PFW, C&PFN)

Pos.	OFFENSE	STARTS
WR	*Brian Blades	7
	Ray Butler	5
LT	Ron Mattes	16
LG	Edwin Bailey	16
C	Blair Bush	14
RG	Bryan Millard	14
RT	Mike Wilson	16
TE	Mike Tice	16
WR	Steve Largent	15
QB	Dave Krieg	9
	*Kelly Stouffer	6
	Jeff Kemp	1
RB	Curt Warner	16
FB	John L. Williams	16
	DEFENSE	
LE	Jacob Green	16
NT	Joe Nash	15
RE	Jeff Bryant	12
LOLB	Bruce Scholtz	15
LILB	Brian Bosworth	10
	Darren Comeaux	6
RILB	Dave Wyman	16
ROLB	Tony Woods	16
LCB	Terry Taylor	8
	Melvin Jenkins	8
RCB	*Patrick Hunter	8
	Melvin Jenkins	8
SS	Paul Moyer	16
FS	Eugene Robinson	16
	SPECIAL TEAMS	
K	Norm Johnson	16
P	Ruben Rodriguez	16

*Rookie or first-year player

AFC

EASTERN	W	L	T	Pct.	Pts.	Opp.
Buffalo	12	4	0	.750	329	237
Indianapolis	9	7	0	.563	354	315
New England	9	7	0	.563	250	284
NY Jets	8	7	1	.531	372	354
Miami	6	10	0	.375	319	380

CENTRAL	W	L	T	Pct.	Pts.	Opp.
Cincinnati	12	4	0	.750	448	329
Cleveland*	10	6	0	.625	304	288
Houston*	10	6	0	.625	424	365
Pittsburgh	5	11	0	.313	336	421

WESTERN	W	L	T	Pct.	Pts.	Opp.
Seattle	9	7	0	.453	339	329
Denver	8	8	0	.500	327	352
LA Raiders	7	9	0	.438	325	369
San Diego	6	10	0	.375	231	332
Kansas City	4	11	1	.281	254	320

NFC

EASTERN	W	L	T	Pct.	Pts.	Opp.
Philadelphia	10	6	0	.625	379	319
NY Giants	10	6	0	.625	359	304
Washington	7	9	0	.438	345	387
Phoenix	7	9	0	.438	344	398
Dallas	3	13	0	.188	265	381

CENTRAL	W	L	T	Pct.	Pts.	Opp.
Chicago	12	4	0	.750	312	215
Minnesota*	11	5	0	.688	406	233
Tampa Bay	5	11	0	.313	261	350
Detroit	4	12	0	.250	220	313
Green Bay	4	12	0	.250	240	315

WESTERN	W	L	T	Pct.	Pts.	Opp.
San Francisco	10	6	0	.625	369	294
LA Rams*	10	6	0	.625	407	293
New Orleans	10	6	0	.625	312	283
Atlanta	5	11	0	.313	244	315

1989 REVIEW (7-9)

DATE	W/L	SCORE	OPPONENTS	ATT
09/10	L	7-31	at Philadelphia	64,287
09/17	L	24-34	Phoenix	60,444
09/24	W	24-3	at New England	48,025
10/01	W	24-20	at L.A. Raiders	44,319
10/08	L	16-20	Kansas City	60,715
10/15	W	17-16	at San Diego	50,079
10/22	L	21-24	Denver (OT)	62,353
10/29	W	10-7	San Diego	59,691
11/05	L	10-20	at Kansas City	54,489
11/12	L	7-17	Cleveland	58,978
11/19	L	3-15	at N.Y. Giants	75,014
11/26	L	14-41	at Denver	75,117
12/04	W	17-16	Buffalo (Mon)	57,682
12/10	W	24-17	at Cincinnati	54,744
12/17	W	23-17	L.A. Raiders	61,076
12/23	L	0-29	Washington (Sat)	60,294

	BY QUARTERS					OT	Tot
	1	2	3	4			
SEA	72	60	41	68	0	241	
OPP	81	80	86	77	3	327	

	SCORING					FG	S	Pts
	TD	Ru	Pa	Rt	PAT			
N. Johnson	0	0	0	0	27-27	15-25	0	72
Williams	7	1	6	0	0	0	0	42
Blades	5	0	5	0	0	0	0	30
Skansi	5	0	5	0	0	0	0	30
Warner	4	3	1	0	0	0	0	24
SEA	28	5	21	2	28-28	15-25	0	241
OPP	37	11	23	3	35-37	22-32	2	327

TEAM STATISTICS	SEA	OPP
TOTAL FIRST DOWNS	290	293
Rushing	86	119
Passing	180	158
Penalty	24	16
3rd Down: Made/Att	85/211	89/213
3rd Down Pct.	40.3	41.8
4th Down: Made/Att	8/17	5/16
4th Down Pct.	47.1	31.3
POSSESSION AVG.	29:20	30:40
TOTAL NET YARDS	4596	5215
Avg. Per Game	287.3	325.9
Total Plays	1010	997
Avg. Per Play	4.6	5.2
NET YARDS RUSHING	1392	2118
Avg. Per Game	87.0	132.4
Total Rushes	405	520
NET YARDS PASSING	3204	3097
Avg. Per Game	200.3	193.6
Sacked/Yards Lost	46/379	32/235
Gross Yards	3583	3332
Att./Completions	559/316	445/252
Completion Pct.	56.5	56.6
Had Intercepted	23	9
PUNTS/AVERAGE	76/39.4	74/39.2
NET PUNTING AVG.	32.9	33.9
PENALTIES/YARDS	79/738	118/809
FUMBLES/BALL LOST	43/14	26/13
TOUCHDOWNS	28	37
Rushing	5	11
Passing	21	13
Returns	2	3
TOTAL POINTS	241	327

RUSHING	ATT	Yds	AVG	LG	TD
Warner	194	631	3.3	34	3
Williams	146	499	3.4	21	1
Krieg	40	160	4.0	18	0
SEA	405	1392	3.4	34	5
OPP	520	2118	4.1	38	11

RECEIVING	No	Yds	AVG	LG	TD
Blades	77	1063	13.8	60	5
Williams	76	657	8.6	51	6
Skansi	39	488	12.5	26	5
Largent	28	403	14.4	33	3
Clark	25	260	10.4	28	1
Warner	23	153	6.7	24	1
SEA	316	3583	11.3	60	21
OPP	252	3332	13.2	69	23

INTERCEPTIONS	No	Yds	AVG	LG	TD
Robinson	5	24	4.8	20	0
Harper	2	15	7.5	15	0
SEA	9	57	6.3	20	0
OPP	23	248	10.8	30	2

PUNTING	No	Yds	AVG	NET	TB	I20	LG	B
Rodriguez	75	2995	39.9	32.9	8	17	59	1
SEA	75	2995	39.9	32.9	8	17	59	1
OPP	74	2902	39.2	33.9	7	21	60	0

PUNT RETURNS	No	FC	Yds	AVG	LG	TD
Hollis	18	7	164	9.1	21	0
Jefferson	12	10	87	7.3	19	0
SEA	30	17	251	8.4	21	0
OPP	41	12	334	8.1	49	0

PASSING	ATT	CMP	Yds	CMP%	Yds/ATT	TD	TD%	INT	INT%	LG	SACKED	RATING
Krieg	499	286	3309	57.3	6.63	21	4.2	20	4.0	60	37/289	74.8
Stouffer	59	29	270	49.2	4.58	0	0.0	3	5.1	29	9/90	40.9
SEA	559	316	3583	56.5	6.41	21	3.8	23	4.1	60	46/379	71.3
OPP	445	252	3332	56.6	7.49	23	5.2	9	2.0	69	32/235	89.3

KICKOFF RETURNS	No	Yds	Avg	LG	TD
Jefferson	22	511	23.2	91	1
Harris	18	334	18.6	25	0
Hollis	15	247	16.5	30	0
SEA	65	1246	19.2	97	1
OPP	44	814	18.5	37	0

FIELD GOALS	1-19	20-29	30-39	40-49	50+
N. Johnson	1-1	6-7	3-4	4-8	1-5
SEA	1-1	6-7	3-4	4-8	1-5
OPP	1-1	10-13	8-10	3-7	0-1

DEFENSIVE STATISTICS

PLAYER	T	S	A	Sac	PD	FF	FR
Robinson	102	72	30	0.0	5	2	0
Wyman	98	72	26	0.0	1	2	0
Glasgow	97	77	20	0.0	7	0	5
Nash	92	65	27	8.0	1	3	0
Comeaux	88	64	24	0.0	1	0	1
Bryant	68	50	18	3.5	2	2	0

RECORD (FINISH): 7-9 (4th, AFC West)

HEAD COACH: Chuck Knox (64-47, .577)

ASSISTANTS: Tom Catlin (Asst. Head Coach/ Def. Coord./OLBs), John Becker (Off. Coord./WRs), George Dyer (DL), Chick Harris (RBs), Ken Meyer (QBs), Rod Perry (DBs), Russ Purnell (TEs/Asst. Sp. Teams), Kent Stephenson (OL), Rusty Tillman (Sp. Teams/ILBs), Joe Vitt (Sp. Assign.)

CAPTAINS: WR Steve Largent (Off), DE Jacob Green (Def), Game-to-Game (Sp. Teams)

MVP: WR Brian Blades

PRO BOWL: WR Brian Blades (1), QB Dave Krieg (3), Sp. Rufus Porter (2)

NATIONAL HONORS: None

FIRST-TEAM ALL-NFL: None

Pos.	OFFENSE	STARTS
WR	Brian Blades	14
LT	*Andy Heck	8
	Ron Mattes	8
LG	Edwin Bailey	16
C	Grant Feasel	16
RG	Bryan Millard	16
RT	Mike Wilson	16
TE	*Robert Tyler	9
	*Travis McNeal	6
WR	Steve Largent	9
	Louis Clark	6
QB	Dave Krieg	14
	Kelly Stouffer	2
RB	Curt Warner	15
FB	John L. Williams	15
	DEFENSE	
LE	Jacob Green	14
NT	Joe Nash	16
RE	Jeff Bryant	15
LOLB	Rufus Porter	3
	Tony Woods	12
LILB	Brian Bosworth	2
	Darren Comeaux	13
RILB	Dave Wyman	16
ROLB	Vernon Maxwell	9
	ML Johnson	6
LCB	Dwayne Harper	13
RCB	Patrick Hunter	14
SS	Nesby Glasgow	16
FS	Eugene Robinson	14
	SPECIAL TEAMS	
K	Norm Johnson	16
P	Ruben Rodriguez	16
	*Rookie or first-year player	

AFC

EASTERN	W	L	T	Pct.	Pts.	Opp.
Buffalo	9	7	0	.563	409	317
Indianapolis	8	8	0	.500	298	301
Miami	8	8	0	.500	331	379
New England	5	11	0	.313	297	391
NY Jets	4	12	0	.250	253	411

CENTRAL	W	L	T	Pct.	Pts.	Opp.
Cleveland	9	6	1	.594	334	254
Houston*	9	7	0	.563	365	412
Pittsburgh*	9	7	0	.563	265	326
Cincinnati	8	8	0	.500	404	285

WESTERN	W	L	T	Pct.	Pts.	Opp.
Denver	11	5	0	.688	362	226
Kansas City	8	7	1	.531	318	286
LA Raiders	8	8	0	.500	315	297
Seattle	7	9	0	.438	241	327
San Diego	6	10	0	.375	266	290

NFC

EASTERN	W	L	T	Pct.	Pts.	Opp.
NY Giants	12	4	0	.750	348	252
Philadelphia*	11	5	0	.688	342	274
Washington	10	6	0	.625	386	308
Phoenix	5	11	0	.313	258	377
Dallas	1	15	0	.063	204	393

CENTRAL	W	L	T	Pct.	Pts.	Opp.
Minnesota	10	6	0	.625	351	275
Green Bay	10	6	0	.625	362	356
Detroit	7	9	0	.438	312	364
Chicago	6	10	0	.375	358	377
Tampa Bay	5	11	0	.313	320	419

WESTERN	W	L	T	Pct.	Pts.	Opp.
San Francisco	14	2	0	.875	442	253
LA Rams*	11	5	0	.688	426	344
New Orleans	9	7	0	.563	386	301
Atlanta	3	13	0	.188	279	437

1990 REVIEW (9-7)

DATE	W/L	SCORE	OPPONENTS	ATT	BY QUARTERS	1	2	3	4	OT	TOT
09/09	L	0-17	at Chicago	64,400	SEA	50	94	60	96	6	306
09/16	L	13-17	L.A. Raiders	61,889	OPP	50	112	53	68	3	286
09/23	L	31-34	at Denver (OT)	75,290							
10/01	W	31-16	Cincinnati (Mon.)	60,135							
10/07	W	33-20	at New England	59,735							
10/14	L	17-24	at L.A. Raiders	50,624							
10/21	W	19-7	Kansas City	60,358							
10/28			BYE								
11/04	L	14-31	San Diego	59,646							
11/11	W	17-16	at Kansas City	71,285							
11/18	L	21-24	Minnesota	59,735							
11/25	W	13-10	at S. Diego (OT)	50,097							
12/02	W	13-10	Houston (OT)	57,592							
12/09	W	20-14	at Green Bay	52,015							
12/16	L	17-24	at Miami	57,851							
12/23	W	17-12	Denver	55,845							
12/30	W	30-10	Detroit	50,681							

TEAM STATISTICS	SEA	OPP
TOTAL FIRST DOWNS	284	280
Rushing	111	86
Passing	155	171
Penalty	18	23
3rd Down: Made/Att	87/200	83/207
3rd Down Pct.	43.5	40.1
4th Down: Made/Att	6/7	7/11
4th Down Pct.	85.7	63.6
POSSESSION AVG.	30:47	29:13
TOTAL NET YARDS	4583	4609
Avg. Per Game	286.4	288.1
Total Plays	945	950
Avg. Per Play	4.8	4.9
NET YARDS RUSHING	1749	1605
Avg. Per Game	109.3	100.3
Total Rushes	457	413
NET YARDS PASSING	2834	3004
Avg. Per Game	177.1	187.8
Sacked/Yards Lost	40/360	33/252
Gross Yards	3194	3256
Att./Completions	448/265	504/300
Completion Pct.	59.2	59.5
Had Intercepted	20	12
PUNTS/AVERAGE	67/40.6	77/41.9
NET PUNTING AVG.	34.4	36.2
PENALTIES/YARDS	89/746	108/766
FUMBLES/BALL LOST	32/16	32/18
TOUCHDOWNS	34	32
Rushing	18	7
Passing	15	19
Returns	1	6
TOTAL POINTS	306	286

SCORING	TDs	Ru	Pa	Rt	PAT	FG	S	Pts
Johnson	0	0	0	0	33-34	23-32	0	102
Fenner	15	14	1	0	0	0	0	90
Chadwick	4	0	4	0	0	0	0	24
Kane	4	0	4	0	0	0	0	24
Blades	3	0	3	0	0	0	0	18
Williams	3	3	0	0	0	0	0	18
SEA	34	18	15	1	33-34	23-32	0	306
OPP	32	7	19	6	32-32	20-27	1	286

RUSHING	ATT	Yds	AVG	LG	TD
Fenner	215	859	4.0	36	14
Williams	187	714	3.8	25	3
Krieg	32	115	3.6	25	0
SEA	457	1749	3.8	36	18
OPP	413	1605	3.9	58	7

RECEIVING	No	Yds	AVG	LG	TD
Williams	73	699	9.6	60	0
Kane	52	776	14.9	63	4
Blades	49	525	10.7	24	3
Chadwick	27	478	17.7	54	4
Skansi	22	257	11.7	25	2
Fenner	17	143	8.4	50	1
SEA	265	3194	12.1	63	15
OPP	300	3256	10.9	46	19

INTERCEPTIONS	No	Yds	AVG	LG	TD
Robinson	3	89	29.7	39	0
Harper	3	69	23.0	47	0
SEA	12	182	15.2	47	0
OPP	20	252	12.6	42	0

PUNTING	No	Yds	AVG	NET	TB	I20	LG	B
Donnelly	67	2722	40.6	34.4	8	18	54	0
SEA	67	2722	40.6	34.4	8	18	54	0
OPP	77	3225	41.9	36.2	5	22	67	0

PUNT RETURNS	No	FC	Yds	AVG	LG	TD
Warren	28	16	269	9.6	39	0
Jefferson	8	0	68	8.5	14	0
SEA	36	16	337	9.4	39	0
OPP	29	21	254	8.8	66	2

PASSING	ATT	CMP	Yds	CMP%	Yds/Att	TD	TD%	INT	INT%	LG	SACKED	RATING
Krieg	448	265	3194	59.2	7.13	15	3.3	20	4.5	63	40/360	73.6
SEA	448	265	3194	59.2	7.13	15	3.3	20	4.5	63	40/360	73.6
OPP	504	300	3256	59.5	6.46	19	3.8	12	2.4	46	33/252	81.3

KICKOFF RETURNS	No	Yds	AVG	LG TD
Warren	23	478	20.8	71 0
Loville	18	359	19.9	29 0
SEA	50	985	19.7	71 0
OPP	51	910	17.8	39 0

FIELD GOALS	1-19	20-29	30-39	40-49	50+
Johnson	2-2	7-7	8-14	5-6	1-3
SEA	2-2	7-7	8-14	5-6	1-3
OPP	0-0	11-11	3-5	5-8	1-3

DEFENSIVE STATISTICS

PLAYER	T	S	A	SAC	PD	FF	FR
Glasgow	83	70	13	2.0	2	3	1
Robinson	82	63	19	0.0	5	1	4
Harper	71	62	9	0.0	4	1	0
Green	60	44	16	12.5	2	3	1
Hunter	56	48	8	0.0	10	1	1
Nash	53	41	12	1.0	0	1	1

RECORD (FINISH): 9-7 (3rd, AFC West)

HEAD COACH: Chuck Knox (73-54, .575)

ASSISTANTS: Tom Catlin (Asst. Head Coach/ Def. Coord./OLBs), John Becker (Off. Coord./WRs), George Dyer (DL), Chick Harris (RBs), Ken Meyer (QBs), Rod Perry (DBs), Russ Purnell (TEs/Asst. Sp. Teams), Frank Raines (Strength & Cond.), Kent Stephenson (OL), Rusty Tillman (Sp. Teams/ILBs), Joe Vitt (Sp. Assign.)

CAPTAINS: QB Dave Krieg (Off), DE Jacob Green (Def), Game-to-Game (Sp. Teams)

MVP: FB John L. Williams

PRO BOWL: FB John L. Williams (1)

NATIONAL HONORS: SS Kenny Easley and WR Steve Largent, All-NFL Decade of the 1980's Team (Hall of Fame)

FIRST-TEAM ALL-NFL: None

Pos.	OFFENSE	STARTS
WR	Tommy Kane	11
LT	Andy Heck	16
LG	Edwin Bailey	11
C	Grant Feasel	16
RG	Bryan Millard	16
RT	Ron Mattes	7
	Ronnie Lee	9
TE	Travis McNeal	14
WR	Brian Blades	16
QB	Dave Krieg	16
RB	Derrick Fenner	15
FB	John L. Williams	16

DEFENSE

LE	Jacob Green	16
LT	Joe Nash	16
RT	Jeff Bryant	14
	*Cortez Kennedy	2
RE	Tony Woods	15
LLB	*Terry Wooden	8
MLB	Darren Comeaux	8
	Dave Wyman	8
RLB	Rufus Porter	12
LCB	Dwayne Harper	16
RCB	Patrick Hunter	16
SS	*Robert Blackmon	3
	Nesby Glasgow	13
FS	Eugene Robinson	16

SPECIAL TEAMS

K	Norm Johnson	16
P	Rick Donnelly	16

* Rookie or first-year player

AFC

EASTERN	W	L	T	PCT.	PTS.	OPP.
Buffalo	13	3	0	.813	428	263
Miami*	12	4	0	.750	336	242
Indianapolis	7	9	0	.438	281	353
NY Jets	6	10	0	.375	295	345
New England	1	15	0	.063	181	446

CENTRAL	W	L	T	PCT.	PTS.	OPP.
Cincinnati	9	7	0	.563	360	352
Houston*	9	7	0	.563	405	307
Pittsburgh	9	7	0	.563	292	240
Cleveland	3	13	0	.188	228	462

WESTERN	W	L	T	PCT.	PTS.	OPP.
LA Raiders	12	4	0	.750	337	268
Kansas City*	11	5	0	.688	369	257
Seattle	9	7	0	.563	306	286
San Diego	6	10	0	.375	315	281
Denver	5	11	0	.313	331	374

NFC

EASTERN	W	L	T	PCT.	PTS.	OPP.
NY Giants	13	3	0	.813	335	211
Philadelphia*	10	6	0	.625	396	299
Washington*	10	6	0	.625	381	301
Dallas	7	9	0	.438	244	308
Phoenix	5	11	0	.313	268	296

CENTRAL	W	L	T	PCT.	PTS.	OPP.
Chicago	11	5	0	.688	348	280
Tampa Bay	6	10	0	.375	264	367
Detroit	6	10	0	.375	373	413
Green Bay	6	10	0	.375	271	347
Minnesota	6	10	0	.375	351	326

WESTERN	W	L	T	PCT.	PTS.	OPP.
San Francisco	14	2	0	.875	353	239
New Orleans*	8	8	0	.500	274	275
LA Rams	5	11	0	.313	345	412
Atlanta	5	11	0	.313	348	365

1991 REVIEW (7-9)

DATE	W/L	SCORE	OPPONENTS	ATT	BY QUARTERS	1	2	3	4	OT	TOT
09/01	L	24-27	at New Orleans	68,492	SEA	39	78	79	80	0	276
09/08	W	20-13	N.Y. Jets	56,770	OPP	25	112	47	74	3	261
09/15	L	10-16	at Denver	74,152							
09/22	L	13-20	at Kansas City	71,789							
09/29	W	31-3	Indianapolis	56,656							
10/06	W	13-7	at Cincinnati	60,010							
10/13	L	20-23	L.A. Raiders (OT)	61,974							
10/20	W	27-7	at Pittsburgh	54,678							
10/27	W	20-9	San Diego	58,025							
11/03			BYE								
11/10	L	14-17	at San Diego	43,597							
11/17	L	7-31	at L.A. Raiders	49,317							
11/24	W	13-10	Denver	60,430							
12/01	L	6-19	Kansas City	57,248							
12/08	L	22-24	San Francisco	56,711							
12/15	L	13-26	at Atlanta	53,834							
12/22	W	23-9	L.A. Rams	51,100							

SCORING	TD	Ru	Pa	Rt	PAT	FG	SPts
Kasay	0	0	0	0	27/28	25/31	0102
Williams	5	4	1	0	0	0	0 30
Fenner	4	4	0	0	0	0	0 24
Tice	4	0	4	0	0	0	0 24
SEA	29	11	15	3	27/29	25/31	0276
OPP	25	4	18	3	25/25	28/32	1261

RUSHING	ATT	Yds	Avg	LG	TD
Williams	188	741	3.9	42	4
Fenner	91	267	2.9	15	4
Jones	45	154	3.4	22	3
SEA	394	1426	3.6	42	11
OPP	435	1684	3.9	32	4

TEAM STATISTICS	SEA	OPP
TOTAL FIRST DOWNS	253	263
Rushing	80	92
Passing	159	159
Penalty	14	12
3rd Down: Made/Att	67/193	78/220
3rd Down Pct.	34.7	35.5
4th Down: Made/Att	2/9	9/20
4th Down Pct.	22.2	45.0
POSSESSION AVG.	29:27	30:33
TOTAL NET YARDS	4534	4703
Avg. Per Game	283.4	293.9
Total Plays	924	988
Avg. Per Play	4.9	4.8
NET YARDS RUSHING	1426	1684
Avg. Per Game	89.1	105.3
Total Rushes	394	435
NET YARDS PASSING	3108	3019
Avg. Per Game	194.3	188.7
Sacked/Yards Lost	42/263	36/269
Gross Yards	3371	3288
Att/Comp	488/290	517/296
Completion Pct.	59.4	57.3
Had Intercepted	26	18
PUNTS/AVERAGE	76/40.6	79/39.1
NET PUNTING AVG.	35.7	33.0
PENALTIES/YARDS	85/682	108/845
FUMBLES/BALL LOST	26/17	34/21
TOUCHDOWNS	29	25
Rushing	11	4
Passing	15	1
Returns	3	3
TOTAL POINTS	276	261

RECEIVING	No	Yds	Avg	LG	TD
Blades	70	1003	14.3	52	2
Williams	61	499	8.2	35	1
Kane	50	763	15.3	60	2
Chadwick	22	255	11.6	29	3
SEA	290	3371	11.6	60	15
OPP	296	3288	11.1	t61	18

INTERCEPTIONS	No	Yds	Avg	LG	TD
Robinson	5	56	11.2	27	0
Harper	4	84	21.0	43	0
SEA	18	302	16.8	43	2
OPP	26	334	12.8	58	2

PUNTING	No	Yds	Avg	NET	TB	I20	LG	B
Tuten	49	2106	43.0	36.9	3	8	60	0
Donnelly	13	505	38.8	33.8	1	1	57	0
Waits	14	474	33.9	33.6	0	2	50	0
SEA	76	3085	40.6	35.7	4	11	60	0
OPP	79	3089	39.1	33.0	8	20	65	1

PUNT RETURNS	No	FC	Yds	Avg	LG	TD
Warren	32	19	298	9.3	t59	1
SEA	38	20	325	8.6	t59	1
OPP	40	18	289	7.2	29	0

KICKOFF RETURNS	No	Yds	Avg	LG	TD
Warren	35	792	22.6	55	0
Loville	18	412	22.9	50	0
SEA	60	1280	21.3	55	0
OPP	51	858	16.8	38	0

PASSING	ATT	CMP	Yds	CMP%	Yds/Att	TD	TD%	INT	INT%	LG	SACKED	RATING
Krieg	285	187	2080	65.6	7.30	11	3.9	12	4.2	60	32/216	82.5
Kemp	181	94	1207	51.9	6.67	4	2.2	12	6.6	52	8/38	52.9
Stouffer	15	6	57	40.0	3.80	0	0.0	1	6.7	19	2/9	23.5
McGwire	7	3	27	42.9	3.86	0	0.0	1	14.3	13	0/0	14.3
SEA	488	290	3371	59.4	6.91	15	3.1	26	5.3	60	42/263	68.4
OPP	517	296	3288	57.3	6.36	18	3.5	18	3.5	t61	36/269	73.4

FIELD GOALS	1-19	20-29	30-39	40-49	50+
Kasay	1/1	5/6	11/14	6/7	2/3
OPP	1/1	7/7	9/9	6/7	5/8

DEFENSIVE STATISTICS

PLAYER	T	S	A	SAC	PD	FF	FR
Wooden	105	80	25	2.0	9	1	4
Robinson	91	67	24	1.0	3	1	1
Porter	71	51	20	10.0	15	4	0
Comeaux	69	51	18	0.5	5	4	0
Harper	69	58	11	0.0	1	1	0
Kennedy	67	59	8	6.5	12	1	1

RECORD (FINISH): 7-9 (4th, AFC West)

HEAD COACH: Chuck Knox (80-63, .559)

ASSISTANTS: Tom Catlin (Asst. Head Coach/ Def.

Coord./OLBs), John Becker (Off. Coord./WRs),

George Dyer (DL), Chick Harris (RBs), Ken

Meyer (QBs), Paul Moyer (Staff Asst.), Rod

Perry (DBs), Russ Purnell (TEs/Asst. Sp. Teams),

Frank Raines (Strength & Cond.), Kent

Stephenson (OL), Rusty Tillman (Sp.

Teams/ILBs), Joe Vitt (Sp. Assign.)

CAPTAINS: QB Dave Krieg (Off), DE Jacob Green

(Def), Game-to-Game (Sp. Teams)

MVP: FS Eugene Robinson

PRO BOWL: DT Cortez Kennedy (1), FB John L.

Williams (2)

NATIONAL HONORS: None

FIRST-TEAM ALL-NFL: CB Dwayne Harper (SI), FS

Eugene Robinson (SI)

Pos.	OFFENSE	STARTS
WR	Tommy Kane	15
LT	Andy Heck	16
LG	Warren Wheat	7
	Darrick Brilz	6
C	Grant Feasel	15
RG	Bryan Millard	16
RT	Ronnie Lee	7
	Bill Hitchcock	9
TE	Mike Tice	15
WR	Brian Blades	16
QB	Dave Krieg	9
	Jeff Kemp	5
	*Dan McGwire	1
	Kelly Stouffer	1
RB	Derrick Fenner	8
	James Jones	6
FB	John L. Williams	16
	DEFENSE	
LE	Jacob Green	16
LT	Jeff Bryant	14
RT	Cortez Kennedy	16
RE	Tony Woods	14
LLB	Terry Wooden	15
MLB	Darren Comeaux	11
RLB	Rufus Porter	15
LCB	Dwayne Harper	16
RCB	Patrick Hunter	15
SS	Robert Blackmon	16
FS	Eugene Robinson	16
	SPECIAL TEAMS	
K	*John Kasay	16
P	Rick Tuten	10

* Rookie or first-year player

AFC

EASTERN	W	L	T	Pct.	Pts.	Opp.
Buffalo	13	3	0	.813	458	318
NY Jets*	8	8	0	.500	314	293
Miami	8	8	0	.500	343	349
New England	6	10	0	.375	211	305
Indianapolis	1	15	0	.063	143	381

CENTRAL	W	L	T	Pct.	Pts.	Opp.
Houston	11	5	0	.688	386	251
Pittsburgh	7	9	0	.438	292	344
Cleveland	6	10	0	.375	293	298
Cincinnati	3	13	0	.188	263	435

WESTERN	W	L	T	Pct.	Pts.	Opp.
Denver	12	4	0	.750	304	235
Kansas City*	10	6	0	.625	322	252
LA Raiders*	9	7	0	.563	298	297
Seattle	7	9	0	.438	276	261
San Diego	4	12	0	.250	274	342

NFC

EASTERN	W	L	T	Pct.	Pts.	Opp.
Washington	14	2	0	.875	485	224
Dallas*	11	5	0	.688	342	310
Philadelphia	10	6	0	.625	285	244
NY Giants	8	8	0	.500	281	297
Phoenix	4	12	0	.250	196	344

CENTRAL	W	L	T	Pct.	Pts.	Opp.
Detroit	12	4	0	.750	339	295
Chicago*	11	5	0	.688	299	269
Minnesota	8	8	0	.500	301	306
Green Bay	4	12	0	.250	273	313
Tampa Bay	3	13	0	.188	199	365

WESTERN	W	L	T	Pct.	Pts.	Opp.
New Orleans	11	5	0	.688	341	211
Atlanta*	10	6	0	.625	361	338
San Francisco	10	6	0	.625	393	239
LA Rams	3	13	0	.188	234	390

1992 REVIEW (2-14)

DATE	W/L	SCORE	OPPONENTS	ATT	BY QUARTERS	1	2	3	4	OT	TOT		
09/06	L	3-21	Cincinnati	57,350	SEA	20	53	34	30	3	140		
09/13	L	7-26	at Kansas City	75,125	OPP	63	87	74	85	3	312		
09/20	W	10-6	at New England	42,327									
09/27	L	17-19	Miami	59,374	SCORING	TD	Ru	PA	Rt	PAT	FG	S	Pts
10/04	L	6-17	at San Diego	36,783	Kasay	0	0	0	0	14/14	14/22	0	56
10/11	L	0-27	at Dallas	62,311	Kane	3	0	3	0	0/0	0/0	0	18
10/18	L	0-19	L.A. Raiders	56,904	Warren	3	3	0	0	0/0	0/0	0	18
10/25	L	10-23	at N.Y. Giants	67,399	Williams	3	1	2	0	0/0	0/0	0	18
11/01			BYE		SEA	14	4	9	1	14/14	14/22	0	140
11/08	L	3-16	Washington	53,616	OPP	32	14	11	7	29/32	29/36	2	312
11/15	L	3-20	at L.A. Raiders	46,862									
11/22	L	14-24	Kansas City	49,867	RUSHING	ATT	Yds	AVG	LG	TD			
11/30	W	16-13	Denver (Mon.) (OT)	51,612	Warren	223	1017	4.6	52	3			
12/06	L	14-20	at Pittsburgh	47,015	Williams	114	339	3.0	14	1			
12/13	L	17-20	Philadelphia (OT)	47,492	Gelbaugh	16	79	4.9	22	0			
12/20	L	6-10	at Denver	72,570	SEA	402	1596	4.0	52	4			
12/27	L	14-31	San Diego	49,324	OPP	513	1922	3.7	66t	14			

TEAM STATISTICS	SEATTLE	OPP	RECEIVING	No	Yds	AVG	LG	TD			
TOTAL FIRST DOWNS	208	247	Williams	74	556	7.5	27	2			
Rushing	77	96	Kane	27	369	13.7	31	3			
Passing	114	129	J. Jones	21	190	9.0	30	0			
Penalty	17	22	L. Clark	20	290	14.5	33	1			
3rd Down: Made/Att	59/222	75/230	Blades	19	256	13.5	37	1			
3rd Down Pct.	26.6	32.6	SEA	230	2323	10.1	57	9			
4th Down: Made/Att	5/17	6/9	OPP	251	2978	11.9	72t	11			
4th Down Pct.	29.4	66.7	INTERCEPTIONS	No	Yds	AVG	LG	TD			
POSSESSION AVG.	29:01	30:59	E. Robinson	7	126	18.0	49	0			
TOTAL NET YARDS	3374	4583	Harper	3	74	24.7	41	0			
Avg. Per Game	210.9	286.4	SEA	20	324	16.2	69	0			
Total Plays	945	987	OPP	23	231	10.0	40	4			
Avg. Per Play	3.6	4.6	PUNTING	No	Yds	AVG	NET	TB	I20	LG	B
NET YARDS RUSHING	1596	1922	Tuten	108	4760	44.1	38.7	8	29	65	0
Avg. Per Game	99.8	120.1	SEA	108	4760	44.1	38.7	8	29	65	0
Total Rushes	402	513	OPP	96	4015	41.8	36.8	10	23	65	0
NET YARDS PASSING	1778	2661	PUNT RETURNS	No	FC	Yds	AVG	LG	TD		
Avg. Per Game	111.1	166.3	Warren	34	25	252	7.4	16	0		
Sacked/Yards Lost	67/545	46/317	SEA	38	27	283	7.4	16	0		
Gross Yards	2323	2978	OPP	56	26	416	7.4	86t	1		
Att./Completions	476/230	428/251	KICKOFF RETURNS	No	Yds	AVG	LG	TD			
Completion Pct.	48.3	58.6	Warren	28	524	18.7	34	0			
Had Intercepted	23	20	Mayes	19	311	16.4	29	0			
PUNTS/AVERAGE	108/44.1	96/41.8	SEA	50	885	17.7	34	0			
NET PUNTING AVG.	108/38.7	96/36.8	OPP	36	685	19.0	64	0			
PENALTIES/YARDS	111/918	100/776									
FUMBLES/BALL LOST	37/18	25/11									
TOUCHDOWNS	14	32									
Rushing	4	14									
Passing	9	11									
Returns	1	7									
TOTAL POINTS	140	312									

PASSING	ATT	CMP	Yds	CMP%	Yds/Att	TD	TD%	INT	INT%	LG	SACKED	RATING
Gelbaugh	255	121	1307	47.5	5.13	6	2.4	11	4.3	57	34/265	52.9
Stouffer	190	92	900	48.4	4.74	3	1.6	9	4.7	33	26/222	47.7
McGwire	30	17	116	56.7	3.87	0	0.0	3	10.0	20	7/58	25.8
SEA	476	230	2323	48.3	4.88	9	1.9	23	4.8	57	67/545	48.9
OPP	428	251	2978	58.6	6.96	11	2.6	20	4.7	72t	46/317	69.0

FIELD GOALS	1-19	20-29	30-39	40-49	50+
Kasay	0-0	4-5	8-11	2-6	0-0
SEA	0-0	4-5	8-11	2-6	0-0
OPP	0-0	5-5	14-16	7-11	3-4

DEFENSIVE STATISTICS

PLAYER	T	S	A	SAC	PD	FF	FR
E.Robinson	94	64	30	0.0	10	2	1
Kennedy	92	76	16	14.0	5	4	1
Porter	90	68	22	9.5	2	2	0
Wyman	83	54	29	0.0	1	2	1
P.Hunter	67	55	12	0.0	13	1	1
Nash	67	46	21	4.5	0	0	0

RECORD (FINISH): 2-14 (5th, AFC West)

HEAD COACH: Tom Flores (2-14, .125)

ASSISTANTS: Tom Catlin (Asst. HC/Def), Larry Kennan (Off. Coord./QBs), Rusty Tillman (Def. Coord./LBs), Tommy Brasher (DL), Bob Bratkowski (WRs), Dave Brown (Def), Hudson Houck (OL), Paul Moyer (DBs), Russ Purnell (TEs/Sp. Teams), Frank Raines (Strength & Cond), Clarence Shelmon (RBs)

CAPTAINS: FB John L. Williams (Off), FS Eugene Robinson (Def), TE James Jones (Sp. Teams)

MVP: DT Cortez Kennedy

PRO BOWL: DT Cortez Kennedy (2), FS Eugene Robinson (1)

NATIONAL HONORS: DT Cortez Kennedy, NFL Defensive Player of the Year (AP, PFW/ PFWA, C&PFN)

ALL-NFL: DT Cortez Kennedy (AP, S-I, SN, USAT, PFW/PFWA, C&PFN, NEA)

Pos.	OFFENSE	STARTS
WR	Tommy Kane	11
LT	*Ray Roberts	16
LG	Andy Heck	13
C	Joe Tofflemire	16
RG	Darrick Brilz	16
RT	Bill Hitchcock	11
TE	Ron Heller	11
WR	Brian Blades	5
	Louis Clark	10
QB	Kelly Stouffer	7
	Dan McGwire	1
	Stan Gelbaugh	8
RB	Chris Warren	16
FB	John L. Williams	16
DEFENSE		
LE	Jeff Bryant	15
	*Michael Sinclair	1
LT	Joe Nash	16
RT	Cortez Kennedy	16
RE	Tony Woods	15
LLB	Terry Wooden	8
	Joe Cain	8
MLB	Dave Wyman	11
RLB	Rufus Porter	16
LCB	Dwayne Harper	16
RCB	Patrick Hunter	16
SS	Robert Blackmon	15
FS	Eugene Robinson	16
SPECIAL TEAMS		
K	John Kasay	16
P	Rick Tuten	16

* Rookie or first-year player

AFC

EASTERN	W	L	T	Pct.	Pts.	Opp.
Miami	11	5	0	.688	340	281
Buffalo*	11	5	0	.688	381	283
Indianapolis	9	7	0	.563	216	302
NY Jets	4	12	0	.250	220	315
New England	2	14	0	.125	205	363

CENTRAL	W	L	T	Pct.	Pts.	Opp.
Pittsburgh	11	5	0	.688	299	225
Houston*	10	6	0	.625	352	258
Cleveland	7	9	0	.438	272	275
Cincinnati	5	11	0	.313	274	364

WESTERN	W	L	T	Pct.	Pts.	Opp.
San Diego	11	5	0	.688	335	241
Kansas City*	10	6	0	.625	348	282
Denver	8	8	0	.500	262	329
LA Raiders	7	9	0	.438	249	281
Seattle	2	14	0	.125	140	312

NFC

EASTERN	W	L	T	Pct.	Pts.	Opp.
Dallas	13	3	0	.813	409	243
Philadelphia*	11	5	0	.688	354	245
Washington*	9	7	0	.563	300	255
NY Giants	6	10	0	.375	306	367
Phoenix	4	12	0	.250	243	332

CENTRAL	W	L	T	Pct.	Pts.	Opp.
Minnesota	11	5	0	.688	374	249
Green Bay	9	7	0	.563	276	296
Tampa Bay	5	11	0	.313	267	367
Chicago	5	11	0	.313	295	361
Detroit	5	11	0	.313	273	332

WESTERN	W	L	T	Pct.	Pts.	Opp.
San Francisco	14	2	0	.875	431	236
New Orleans*	12	4	0	.750	330	202
Atlanta	6	10	0	.375	327	414
LA Rams	6	10	0	.375	313	383

1993 REVIEW (6-10)

DATE	W/L	SCORE	OPPONENT	ATT
09/05	L	12-18	at San Diego	58,039
09/12	L	13-17	L.A. Raiders	58,836
09/19	W	17-14	at New England	50,392
09/26	W	19-10	at Cincinnati	46,880
10/03	W	31-14	San Diego	54,778
10/10			BYE	
10/17	L	10-30	at Detroit	60,801
10/24	W	10-9	New England	56,526
10/31	L	17-28	at Denver	73,644
11/07	L	14-24	at Houston	50,447
11/14	W	22-5	Cleveland	54,622
11/21			BYE	
11/28	L	9-17	Denver	57,812
12/05	L	16-31	Kansas City	58,551
12/12	L	23-27	at L.A. Raiders	38,161
12/19	L	27-30	Phoenix (OT)	45,737
12/26	W	16-6	Pittsburgh	51,814
01/02	L	24-34	at Kansas City	72,136

BY QUARTERS	1	2	3	4	OT	Tot
SEA	72	64	45	99	0	280
OPP	65	104	66	76	3	314

SCORING	TD	Ru	PA	Rt	PAT	FG	S	Prs
Kasay	0	0	0	0	29/29	23/28	0	98
C. Warren	7	7	0	0	0	0	0	42
Martin	5	0	5	0	0	0	0	30
Williams	4	3	1	0	0	0	0	24
SEA	29	13	13	3	29/29	23/28	4	280
OPP	32	12	16	4	31/32	29/39	2	314

RUSHING	Att	Yds	Avg	LG	TD
C. Warren	273	1072	3.9	45t	7
Williams	82	371	4.5	38	3
Mirer	68	343	5.0	33	3
Vaughn	36	153	4.3	37	0
SEA	473	2015	4.3	45t	13
OPP	452	1660	3.7	30t	12

TEAM STATISTICS	SEA	OPP
TOTAL FIRST DOWNS	279	322
Rushing	114	106
Passing	144	193
Penalty	21	23
3rd Down: Made/Att	80/224	91/229
3rd Down Pct.	35.7	39.7
4th Down: Made/Att	6/14	6/13
4th Down Pct.	42.9	46.2
POSSESSION AVG.	29:02	30:58
TOTAL NET YARDS	4669	5313
Avg. Per Game	291.8	332.1
Total Plays	1019	1085
Avg. Per Play	4.6	4.9
NET YARDS RUSHING	2015	1660
Avg. Per Game	125.9	103.8
Total Rushes	473	452
NET YARDS PASSING	2654	3653
Avg. Per Game	165.9	228.3
Sacked/Yards Lost	48/242	38/244
Gross Yards	2896	3897
Att./Completions	498/280	595/333
Completion Pct.	56.2	56.0
Had Intercepted	18	22
PUNTS/AVERAGE	91/44.0	73/42.4
NET PUNTING AVG.	37.3	35.6
PENALTIES/YARDS	99/745	110/818
FUMBLES/BALL LOST	25/13	23/15
TOUCHDOWNS	29	32
Rushing	13	12
Passing	13	16
Returns	0	3
Defensive	3	1
SAFETIES	4	2
TOTAL POINTS	280	314

RECEIVING	No	Yds	Avg	LG	TD
Blades	80	945	11.8	41	3
Williams	58	450	7.8	25	1
Martin	57	798	14.0	53t	5
Edmunds	24	239	10.0	32	2
Green	23	178	7.7	20	1
SEA	280	2896	10.3	53t	13
OPP	333	3897	11.7	58t	16

INTERCEPTIONS	No	Yds	Avg	LG	TD
E. Robinson	9	80	8.9	28	0
Hunter	4	54	13.5	34	0
Gray	3	33	11.0	16	0
SEA	22	196	8.9	34	1
OPP	18	159	8.8	40	0

PUNTING	No	Yds	Avg	NET	TB	I20	LG	B
Tuten	90	4007	44.5	37.3	7	21	64	1
SEA	91	4007	44.0	37.3	7	21	64	1
OPP	73	3097	42.4	35.6	11	19	60	0

PUNT RETURNS	No	FC	Yds	Avg	LG	TD
Martin	32	15	270	8.4	33	0
SEA	33	15	280	8.5	33	0
OPP	47	21	475	10.1	74t	1

KICKOFF RETURNS	No	FC	Yds	Avg	LG	TD
Bates	30	0	603	20.1	46	0
Vaughn	16	0	280	17.5	31	0
SEA	50	0	931	18.6	46	0
OPP	52	1	967	18.6	95t	1

PASSING	ATT	CMP	YDS	CMP%	YDS/ATT	TD	TD%	INT	INT%	LG	SACKED	RATING
Mirer	486	274	2833	56.4	5.83	12	2.5	17	3.5	53t	47/235	67.0
SEA	498	280	2896	56.2	5.82	13	2.6	18	3.6	53t	48/242	66.8
OPP	595	333	3897	56.0	6.55	16	2.7	22	3.7	58t	38/244	69.6

FIELD GOALS	1-19	20-29	30-39	40-49	50+
Kasay	1/1	5/5	10/11	4/6	3/5
SEA	1/1	5/5	10/11	4/6	3/5
OPP	2/2	7/7	8/10	7/13	5/7

PLAYER	DEFENSIVE STATISTICS						
	T	S	A	SAC	PD	FF	FR
E. Robinson	111	84	27	2.0	15	3	2
Wooden	106	73	33	2.5	9	3	1
Stephens	105	75	30	2.5	1	2	1
Kennedy	77	60	17	6.5	3	1	1
Blackmon	74	55	19	0.0	11	0	1

RECORD (FINISH): 6-10 (5th, AFC West)

HEAD COACH: Tom Flores (8-24, .250)

ASSISTANTS: Tom Catlin (Asst. HC), Larry Kennan (Off. Coord./QBs), Rusty Tillman (Def. Coord./LBs), Tommy Brasher (DL), Bob Bratkowski (WRs), Dave Brown (Def), Arnie Matsumoto (Staff Asst.), Paul Moyer (DBs), Howard Mudd (OL), Russ Purnell (TEs/Sp. Teams), Frank Raines (Strength & Cond), Clarence Shelmon (RBs)

CLAPAINS: FB John L. Williams (Off), FS Eugene Robinson (Def), FB Tracy Johnson & TE Trey Junkin (Sp. Teams)

MVP: FS Eugene Robinson

PRO BOWL: DT Cortez Kennedy (3), FS Eugene Robinson (2), RB Chris Warren (1)

NATIONAL HONORS: QB Rick Mirer, NFL Offensive Rookie of the Year (NFLPA, FBD), All-NFL: DT Cortez Kennedy (AP, S-I), FS Eugene Robinson (PFWA/PFW, Films, USA TODAY)

Pos.	OFFENSE	STARTS
WR	Kelvin Martin	14
LT	Ray Roberts	16
LG	Darrick Brilz	16
C	Ray Donaldson	16
RG	Bill Hitchcock	14
RT	Andy Heck	16
TE	Ferrell Edmunds	16
	Paul Green	8
WR	Brian Blades	14
QB	*Rick Mirer	16
RB	Chris Warren	14
FB	John L. Williams	9
DEFENSE		
LE	Jeff Bryant	15
LT	Joe Nash	16
RT	Cortez Kennedy	16
RE	Natu Tuatagaloa	15
RLB	Terry Wooden	16
MLB	Rod Stephens	13
RLB	Rufus Porter	6
	Kevin Murhpy	10
LCB	Dwayne Harper	14
RCB	Patrick Hunter	15
SS	Robert Blackmon	16
FS	Eugene Robinson	16
SPECIAL TEAMS		
K	John Kasay	16
P	Rick Tuten	16

* Rookie or first-year player

EASTERN	AFC					
	W	L	T	Pct.	Pts.	Opp.
Buffalo	12	4	0	.750	329	242
Miami	9	7	0	.563	349	351
NY Jets	8	8	0	.500	270	247
New England	5	11	0	.313	238	286
Indianapolis	4	12	0	.250	189	378

CENTRAL	AFC					
	W	L	T	Pct.	Pts.	Opp.
Houston	12	4	0	.750	368	238
Pittsburgh*	9	7	0	.563	308	281
Cleveland	7	9	0	.438	304	307
Cincinnati	3	13	0	.188	187	319

WESTERN	AFC					
	W	L	T	Pct.	Pts.	Opp.
Kansas City	11	5	0	.688	328	291
LA Raiders*	10	6	0	.625	306	326
Denver*	9	7	0	.563	373	284
San Diego	8	8	0	.500	322	290
Seattle	6	10	0	.375	280	314

EASTERN	NFC					
	W	L	T	Pct.	Pts.	Opp.
Dallas	12	4	0	.750	376	229
NY Giants*	11	5	0	.688	288	205
Philadelphia	8	8	0	.500	293	315
Phoenix	7	9	0	.438	326	269
Washington	4	12	0	.250	230	345

CENTRAL	NFC					
	W	L	T	Pct.	Pts.	Opp.
Detroit	10	6	0	.625	298	292
Minnesota*	9	7	0	.563	277	290
Green Bay*	9	7	0	.563	340	282
Chicago	7	9	0	.438	234	230
Tampa Bay	5	11	0	.313	237	376

WESTERN	NFC					
	W	L	T	Pct.	Pts.	Opp.
San Francisco	10	6	0	.625	473	295
New Orleans	8	8	0	.500	317	343
Atlanta	6	10	0	.375	316	385
LA Rams	5	11	0	.313	221	367

1994 REVIEW (6-10)

DATE	W/L SCORE	OPPONENTS	ATT
09/04	W 28-7	at Washington	52,930
09/11	W 38-9	at L.A. Raiders	47,319
09/18	L 10-24	*San Diego	65,536
09/25	W 30-13	*Pittsburgh	59,637
10/02	L 15-17	at Indianapolis	49,876
10/09	L 9-16	*Denver	63,872
10/16		BYE	
10/23	L 23-38	at Kansas City	78,847
10/30	L 15-35	at San Diego	59,001
11/06	L 17-20	Cincinnati (OT)	46,630
11/13	L 10-17	at Denver	71,290
11/20	W 22-21	Tampa Bay	37,466
11/27	W 10-9	Kansas City	54,120
12/04	L 19-31	Indianapolis	39,574
12/11	W 16-14	at Houston	31,453
12/18	L 16-17	L.A. Raiders	53,301
12/24	L 9-35	at Cleveland	54,180

* at Husky Stadium

TEAM STATISTICS	SEA	OPP
TOTAL FIRST DOWNS	285	318
Rushing	114	122
Passing	143	178
Penalty	28	18
3rd Down: Made/Att	89/235	83/224
3rd Down Pct.	37.9	37.1
4th Down: Made/Att	10/19	8/20
4th Down Pct.	52.6	40.0
POSSESSION AVG.	28:35	31:25
TOTAL NET YARDS	4652	5349
Avg. Per Game	290.8	334.3
Total Plays	1018	1077
Avg. Per Play	4.6	5.0
NET YARDS RUSHING	2084	1952
Avg. Per Game	130.3	122.0
Total Rushes	480	511
NET YARDS PASSING	2568	3397
Avg. Per Game	160.5	212.3
Sacked/Yards Lost	40/241	29/206
Gross Yards	2809	3603
Att./Completions	498/253	537/313
Completion Pct.	50.8	58.3
Had Intercepted	9	19
PUNTS/AVERAGE	91/42.9	78/40.9
NET PUNTING AVG.	36.7	35.5
PENALTIES/YARDS	114/898	103/773
FUMBLES/BALL LOST	31/19	21/11
TOUCHDOWNS	32	34
Rushing	16	15
Passing	13	15
Returns	1	1
Defensive	2	3
TOTAL POINTS	287	323

PASSING	ATT	CMP	Yds	CMP%	Yds/ATT
Mirer	381	195	2151	51.2	5.65
McGwire	105	51	578	48.6	5.65
SEA	498	253	2809	50.8	5.64
OPP	537	313	3603	58.3	6.71

By QUARTERS	1	2	3	4	OT	Tot
SEA	53	74	49	111	0	287
OPP	48	98	65	109	3	323

SCORING	TD	Ru	Pa	Rr	PAT	FG	S	Pts
Kasay	0	0	0	0	25/26	20/24	0	85
C. Warren	11	9	2	0	0	0	0	68
Blades	4	0	4	0	0	0	0	26
SEA	32	16	13	3	25/26	20/24	1	287
OPP	34	15	15	4	28/28	27/33	1	323

2-Point PATs: Tuten 1-2; Blades 2-2; McGwire 0-1; Vaughn 1-1; C. Warren 1-1; SEA 4-6. OPP 4-6

RUSHING	ATT	Yds	AVG	LG	TD
C. Warren	333	1545	4.6	41	9
Mirer	34	153	4.5	14	0
Strong	27	114	4.2	14t	1
SEA	480	2084	4.3	41	16
OPP	511	1952	3.8	45t	15

RECEIVING	No	Yds	AVG	LG	TD
Blades	81	1086	13.4	45	4
Martin	56	681	12.2	32	1
C. Warren	41	323	7.9	51	2
SEA	253	2809	11.1	51	13
OPP	313	3603	11.5	99t	15

KICKOFF RETURNS	No	Yds	AVG	LG	TD
Bates	26	508	19.5	38	0
Vaughn	18	443	24.6	93t	1
SEA	67	1467	21.9	93t	1
OPP	61	1229	20.1	45	0

INTERCEPTIONS	No	Yds	AVG	LG	TD
4 players with	3				
SEA	19	284	14.9	69t	2
OPP	9	210	23.3	73t	2

PUNTING	No	Yds	AVG	NET	TB	I20	LG	B
Tuten	91	3905	42.9	36.7	7	33	64	0
SEA	91	3905	42.9	36.7	7	33	64	0
OPP	78	3188	40.9	35.5	4	25	64	1

PUNT RETURNS	No	FC	Yds	AVG	LG	TD
Martin	33	20	280	8.5	23	0
SEA	37	23	337	9.1	31	0
OPP	43	21	426	9.9	78t	1

FIELD GOALS	1-19	20-29	30-39	40-49	50+
Kasay	1/1	1/1	11/11	6/9	1/2
SEA	1/1	1/1	11/11	6/9	1/2
OPP	0/0	9/9	13/16	5/8	0/0

TD	TD%	INT	INT%	LG	SACKED	RATING
11	2.9	7	1.8	51	27/145	70.2
1	1.0	2	1.9	36	13/96	60.7
13	2.6	9	1.8	51	40/241	69.1
15	2.8	19	3.5	99t	29/206	73.2

DEFENSIVE STATISTICS

PLAYER	T	S	A	SAC	PD	FF	FR
Stephens	128	95	33	2.5	0	3	2
Wooden	127	94	33	1.5	7	1	1
E. Robinson	80	65	15	1.0	8	0	1
Porter	75	61	14	1.5	6	0	0

RECORD (FINISH): 6-10 (5th, AFC West)

HEAD COACH: Tom Flores (14-34, .292)

ASSISTANTS: Larry Kennan (Off. Coord./QBs), Rusty Tillman (Def. Coord./LBs), Tommy Brasher (DL), Bob Bratkowski (WRs), Dave Brown (Def), Tom Catlin (Quality. Control), Arnie Matsumoto (Staff Asst.), Paul Moyer (DBs), Howard Mudd (OL), Russ Purnell (TEs, Sp. Teams), Frank Raines (Strength & Cond), Clarence Shelmon (RBs)

CAPTAINS: C Ray Donaldson (Off), FS Eugene Robinson (Def), FB Tracy Johnson & TE Trey Junkin (Sp. Teams)

MVP: RB Chris Warren

PRO BOWL: DT Cortez Kennedy (4), P Rick Tuten (1), RB Chris Warren (2)

NATIONAL HONORS: WR Steve Largent (Hall of Fame inductee)

ALL-NFL: DT Cortez Kennedy (AP, SI, CPFN), P Rick Tuten (S-I)

Pos.	OFFENSE	STARTS
WR	Kelvin Martin	15
LT	Ray Roberts	14
LG	Jeff Blackshear	16
C	Ray Donaldson	16
RG	*Kevin Mawae	11
RT	Howard Ballard	16
TE	Ferrell Edmunds	7
	Paul Green	11
WR	Brian Blades	16
QB	Rick Mirer	13
	Dan McGwire	3
RB	Chris Warren	15
FB	Tracy Johnson	10
	DEFENSE	
LE	Antonio Edwards	8
	*Sam Adams	6
LT	Joe Nash	15
RT	Cortez Kennedy	16
RE	Brent Williams	9
	Antonio Edwards	6
LLB	Terry Wooden	15
MLB	Rod Stephens	16
RLB	Rufus Porter	14
LCB	Carlton Gray	11
	Tony Brown	5
RCB	Patrick Hunter	5
	Terry Taylor	3
SS	Robert Blackmon	15
FS	Eugene Robinson	14
	SPECIAL TEAMS	
K	John Kasay	16
P	Rick Tuten	16

* Rookie or first-year player

AFC

EASTERN	W	L	T	Pct.	Pts.	Opp.
Miami	10	6	0	.625	389	327
New England*	10	6	0	.625	351	312
Indianapolis	8	8	0	.500	307	320
Buffalo	7	9	0	.438	340	356
NY Jets	6	10	0	.375	264	320

CENTRAL	W	L	T	Pct.	Pts.	Opp.
Pittsburgh	12	4	0	.750	316	234
Cleveland*	11	5	0	.688	340	204
Cincinnati	3	13	0	.188	276	406
Houston	2	14	0	.125	226	352

WESTERN	W	L	T	Pct.	Pts.	Opp.
San Diego	11	5	0	.688	381	306
Kansas City*	9	7	0	.563	319	398
LA Raiders	9	7	0	.453	303	327
Denver	7	9	0	.438	347	396
Seattle	6	10	0	.375	287	323

NFC

EASTERN	W	L	T	Pct.	Pts.	Opp.
Dallas	12	4	0	.750	414	248
NY Giants	9	7	0	.563	279	304
Arizona	8	8	0	.500	235	267
Philadelphia	7	9	0	.438	308	308
Washington	3	13	0	.188	320	412

CENTRAL	W	L	T	Pct.	Pts.	Opp.
Minnesota	10	6	0	.625	356	314
Green Bay*	9	7	0	.563	382	287
Detroit*	9	7	0	.563	357	342
Chicago*	9	7	0	.563	271	307
Tampa Bay	6	10	0	.375	251	351

WESTERN	W	L	T	Pct.	Pts.	Opp.
San Francisco	13	3	0	.813	505	296
New Orleans	7	9	0	.438	348	407
Atlanta	7	9	0	.438	317	385
LA Rams	4	12	0	.250	286	365

1995 REVIEW (8-8)

DATE	W/L	SCORE	OPPONENT	ATT
09/03	L	10-34	Kansas City	47,564
09/10	L	10-14	at San Diego	54,420
09/17	W	24-21	Cincinnati	39,492
09/24			BYE	
10/01	W	27-10	Denver	49,914
10/08	L	14-34	at Oakland	50,213
10/15	L	21-27	at Buffalo	74,362
10/22	L	25-35	San Diego	45,821
10/29	L	14-20	at Arizona (OT)	39,600
11/05	W	30-28	New York Giants	42,100
11/12	W	47-30	at Jacksonville	71,290
11/19	W	27-20	at Washington	51,298
11/26	L	10-16	New York Jets	41,160
12/03	W	26-14	Philadelphia	39,893
12/10	W	31-27	at Denver	71,488
12/17	W	44-10	Oakland	58,428
12/24	L	3-26	at Kansas City	75,784

TEAM STATISTICS		SEA	OPP
TOTAL FIRST DOWNS		311	321
Rushing		121	116
Passing		171	181
Penalty		19	24
3rd Down: Made/Att		82/217	81/218
3rd Down Pct.		37.8	37.2
4th Down: Made/Att		9/13	10/18
4th Down Pct.		69.2	55.6
POSSESSION AVG.		28:30	31:30
TOTAL NET YARDS		5270	5669
Avg. Per Game		329.4	354.3
Total Plays		1033	1078
Avg. Per Play		5.1	5.3
NET YARDS RUSHING		2178	2130
Avg. Per Game		136.1	133.1
Total Rushes		477	496
NET YARDS PASSING		3092	3539
Avg. Per Game		193.3	221.2
Sacked/Yards Lost		45/267	28/167
Gross Yards		3359	3706
Att./Completions		511/273	554/310
Completion Pct.		53.4	56.0
Had Intercepted		23	16
PUNTS/AVERAGE		83/45.0	81/42.6
NET PUNTING AVG.		83/36.5	81/36.4
PENALTIES/YARDS		100/852	114/901
FUMBLES/BALL LOST		24/9	17/9
TOUCHDOWNS		42	43
Rushing		20	11
Passing		19	26
Returns		1	2
Defensive		2	4
TOTAL POINTS		363	366

BY QUARTERS	1	2	3	4	OT	Tot
SEA	79	77	88	119	0	363
OPP	90	128	48	94	6	366

SCORING	TD	Ru	Pa	Rt	PAT	FG	S	Pts
Peterson	0	0	0	0	40/40	23/28	0	109
Warren	16	15	0	0	0	0	0	96
Galloway	9	1	7	1	0	0	0	54
SEA	42	20	19	3	40/40	23/28	1	363
OPP	43	11	26	6	36/37	24/35	0	366

2-Point PATs: Mirer 0-1, Warren 0-1; SEA 0-2.
Opp 0-5.

RUSHING	Att	Yds	Avg	LG	TD
Warren	310	1346	4.3	52	15
Broussard	46	222	4.8	21t	1
L. Smith	36	215	6.0	68	0
SEA	477	2178	4.6	86t	20
OPP	496	2130	4.3	46	11

RECEIVING	No	Yds	Avg	LG	TD
Blades	77	1001	13.0	49	4
Galloway	67	1039	15.5	59t	7
Warren	35	247	7.1	20t	1
Crumpler	23	254	11.0	24	1
SEA	273	3359	12.3	59t	19
OPP	310	3706	12.0	88t	26

INTERCEPTIONS	No	Yds	Avg	LG	TD
Blackmon	5	46	9.2	21	0
Gray	4	45	11.3	26	0
SEA	16	127	7.9	32	0
OPP	24	384	16.7	72t	2

PUNTING	No	Yds	Avg	NET	TB	120	LG	B
Tuten	83	3735	45.0	36.5	8	21	73	0
SEA	83	3735	45.0	36.5	8	21	73	0
OPP	81	3449	42.6	36.4	6	24	62	0

PUNT RETURNS	No	FC	Yds	Avg	LG	TD
Galloway	36	12	360	10.0	89t	1
SEA	40	13	384	9.6	89t	1
OPP	48	7	549	11.4	44	0

KICKOFF RETURNS	No	Yds	Avg	LG	TD
Broussard	43	1064	24.7	70	0
SEA	72	1620	22.5	70	0
OPP	70	1669	23.8	99t	2

FIELD GOALS	1-19	20-29	30-39	40-49	50+
Peterson	1/1	5/5	9/10	8/10	0/2
SEA	1/1	5/5	9/10	8/10	0/2
OPP	1/1	10/13	5/7	7/9	1/5

PASSING	Att	Cmp	Yds	Cmp%	Yds/Att	TD	TD%	Int	Int%	LG	Sacked	Rating
Mirer	391	209	2564	53.5	6.56	13	3.3	20	5.1	59t	42/255	63.7
Friesz	120	64	795	53.3	6.63	6	5.0	3	2.5	43t	3/12	80.4
SEA	511	273	3359	53.4	6.57	19	3.7	23	4.5	59t	45/267	67.6
OPP	554	310	3706	56.0	6.69	26	4.7	16	2.9	88t	28/167	80.2

PLAYER	DEFENSIVE STATISTICS						
	T	S	A	SAC	PD	FF	FR
Wooden	135	114	21	0.0	8	1	0
E. Robinson	105	79	26	0.0	4	0	1
Moss	88	65	23	2.0	5	1	2
C. Harris	85	77	8	0.0	12	1	1
Gray	73	68	5	0.0	19	0	0

RECORD (FINISH): 8-8, 3rd AFC West

HEAD COACH: Dennis Erickson (8-8, .500)

ASSISTANTS: Gregg Smith (Asst. HC/TEs), Bob Bratkowski (Off. Coord./WRs), Greg Mc Mackin (Def. Coord.), Dave Arnold (Sp. Teams), Tommy Brasher (DL), Dave Brown (Def), Tom Catlin (Quality Control), Ned James (Off. Asst.), Dana LeDuc (Strength & Cond.), Arnie Matsumoto (Def. Asst.), Howard Mudd (OL), Rich Olson (QBs), Mike Murphy (LBs), Willy Robinson (DBs), Clarence Shelmon (RBs)

CAPTAINS: Rick Mirer (Off), Eugene Robinson (Def), Trey Junkin (Sp. Teams)

MVP: RB Chris Warren

PRO BOWL: DT Cortez Kennedy (5), RB Chris Warren (3)

NATIONAL HONORS: WR Steve Largent inducted into Pro Football Hall of Fame

POS.	OFFENSE	STARTS
WR	*Joey Galloway	16
LT	James Atkins	16
LG	*Matt Joyce	13
C	Jim Sweeney	16
RG	Kevin Mawae	16
RT	Howard Ballard	16
TE	*Christian Fauria	9
	Carlester Crumpler	7
WR	Brian Blades	16
QB	Rick Mirer	13
	John Friesz	3
RB	Chris Warren	16
FB	Steve Smith	7
	Tracy Johnson	4
DEFENSE		
LE	Michael Sinclair	15
LT	Joe Nash	11
	Sam Adams	5
RT	Cortez Kennedy	16
RE	Brent Williams	9
	Antonio Edwards	7
SLB	Terry Wooden	16
MLB	Dean Wells	10
WLB	Winston Moss	16
LCB	Carlton Gray	16
RCB	Corey Harris	16
SS	Robert Blackmon	13
FS	Eugene Robinson	16
SPECIAL TEAMS		
K	Todd Peterson	16
P	Rick Tuten	16

* Rookie or first-year player

EASTERN	AFC					
	W	L	T	PCT.	PTS.	OPP.
Buffalo	10	6	0	.625	350	335
Indianapolis*	9	7	0	.563	331	316
Miami*	9	7	0	.563	398	332
New England	6	10	0	.375	294	377
NY Jets	3	13	0	.188	233	384

CENTRAL	AFC					
	W	L	T	PCT.	PTS.	OPP.
Pittsburgh	11	5	0	.688	407	327
Cincinnati	7	9	0	.438	349	374
Houston	7	9	0	.438	348	324
Cleveland	5	11	0	.313	289	356
Jacksonville	4	12	0	.250	275	404

WESTERN	AFC					
	W	L	T	PCT.	PTS.	OPP.
Kansas City	13	3	0	.813	358	241
San Diego*	9	7	0	.563	321	323
Seattle	8	8	0	.500	363	366
Denver	8	8	0	.500	388	345
Oakland	8	8	0	.500	348	332

EASTERN	NFC					
	W	L	T	PCT.	PTS.	OPP.
Dallas	12	4	0	.750	435	291
Philadelphia*	10	6	0	.624	318	338
Washington	6	10	0	.375	326	359
NY Giants	5	11	0	.313	290	340
Arizona	4	12	0	.250	275	422

CENTRAL	NFC					
	W	L	T	PCT.	PTS.	OPP.
Green Bay	11	5	0	.688	401	314
Detroit*	10	6	0	.625	436	336
Chicago	9	7	0	.563	392	360
Tampa Bay	7	9	0	.438	238	335

WESTERN	NFC					
	W	L	T	PCT.	PTS.	OPP.
San Francisco	11	5	0	.688	457	258
Atlanta*	9	7	0	.563	362	349
St. Louis	7	9	0	.438	309	418
Carolina	7	9	0	.438	289	325
New Orleans	7	9	0	.438	319	348

1996 REVIEW (7-9)

DATE	W/L	SCORE	OPPONENT	ATT
09/01	L	7-29	at San Diego	58,780
09/08	L	20-30	Denver	43,671
09/15	L	17-35	Kansas City	39,790
09/22	W	17-13	at Tampa Bay	30,212
09/22	L	10-31	Green Bay	59,973
10/06	W	22-15	at Miami	59,539
10/13			BYE	
10/17	L	16-34	at Kansas City	76,057
10/27	W	32-13	San Diego	38,143
11/03	W	23-16	Houston	36,320
11/10	W	42-23	Minnesota	50,794
11/17	L	16-17	at Detroit	51,194
11/24	L	21-27	Oakland	47,506
12/01	L	7-34	at Denver	74,982
12/08	W	26-18	Buffalo	41,373
12/15	L	13-20	at Jacksonville	66,134
12/22	W	28-21	at Oakland	33,455

BY QUARTERS	1	2	3	4	OT	Tot
SEA	53	117	57	90	--	317
OPP	85	111	64	116	--	376

SCORING	TD	Ru	Pa	Rt	PAT	FG	S	Pts
Peterson	0	0	0	0	27/27	28/34	0	111
Smith	8	8	0	0	0	0	0	54
Galloway	8	0	7	1	0	0	0	48
Warren	5	5	0	0	0	0	0	32
SEA	33	16	14	3	27/27	28/34	0	317
OPP	40	15	25	0	35/35	31/34	1	376

RUSHING	ATT	Yds	Avg	LG	TD
Warren	203	855	4.2	51	5
Smith	153	680	4.4	29	8
Mirer	33	191	5.8	33	2
SEA	442	1997	4.5	51	16
OPP	506	2098	4.1	40	15

TEAM STATISTICS	SEA	OPP
TOTAL FIRST DOWNS	268	325
Rushing	94	114
Passing	147	181
Penalty	27	30
3rd Down: Made/Att	64/212	80/211
3rd Down Pct.	30.2	37.9
4th Down: Made/Att	7/17	7/15
4th Down Pct.	41.2	46.7
POSSESSION AVG.	28:01	31:59
TOTAL NET YARDS	5024	5437
Avg. Per Game	314.0	339.8
Total Plays	974	1066
Avg. Per Play	5.2	5.1
NET YARDS RUSHING	1997	2098
Avg. Per Game	124.8	131.0
Total Rushes	442	506
NET YARDS PASSING	3027	3339
Avg. Per Game	189.2	208.8
Sacked/Yards Lost	38/189	48/285
Gross Yards	3216	3624
Att./Completions	494/261	512/303
Completion Pct.	52.8	59.2
Had Intercepted	17	14
PUNTS/AVG.	86/43.6	76/42.3
Net Punting Avg.	86/34.5	76/34.0
PENALTIES/YARDS	112/879	98/804
FUMBLES/ LOS	24/12	37/18
TOUCHDOWNS	33	40
Rushing	16	15
Passing	14	25
Defense	1	0
Returns	2	0
TOTAL POINTS	317	376

RECEIVING	No	Yds	Avg	LG	TD
Galloway	57	987	17.3	65t	7
Blades	43	556	12.9	80t	2
Warren	40	273	6.8	33	0
Crumpler	26	258	9.9	26	0
Proehl	23	309	13.4	56	2
SEA	261	3216	12.3	80t	14
OPP	303	3624	12.0	65t	25

PUNT RETURNS	No	FC	Yds	Avg	LG	TD
Galloway	15	5	158	10.5	88t	1
R. Harris	19	10	194	10.2	35	0
SEA	34	15	352	10.4	88t	1
OPP	52	17	640	12.3	50	0

INTERCEPTIONS	No	Yds	Avg	LG	TD
D. Williams	5	148	29.6	79t	1
2 players with	3				
SEA	14	256	18.3	79t	1
OPP	17	305	17.9	63	0

PUNTING	No	Yds	Avg	NET	TB	I20	LG	B
Tuten	85	3746	44.1	34.5	7	21	66	1
SEA	86	3746	43.6	34.5	7	21	66	1
OPP	76	3214	42.3	34.0	14	23	57	0

KICKOFF RETURNS	No	Yds	Avg	LG	TD
Broussard	43	979	22.8	86	0
SEA	71	1542	21.7	86	0
OPP	72	1642	22.8	60	0

PASSING	ATT	CMP	Yds	CMP%	Yds/ATT	TD	TD%	INT	INT%	LG	SACKED	RATING
Friesz	211	120	1629	56.9	7.72	8	3.8	4	1.9	80t	12/77	86.4
Mirer	265	136	1546	51.3	5.83	5	1.9	12	4.5	60	22/84	56.6
SEA	494	261	3216	52.8	6.51	14	2.8	17	3.4	80t	38/189	68.3
OPP	512	303	3624	59.2	7.08	25	4.9	14	2.7	65t	48/285	85.8

FIELD GOALS	1-19	20-29	30-39	40-49	50+
Peterson	0/0	11/13	7/7	8/11	2/3
SEA	0/0	11/13	7/7	8/11	2/3
OPP	3/3	9/9	8/11	9/9	2/2

DEFENSIVE STATISTICS

PLAYER	T	S	A	SAC	PD	FF	FR
Wells	107	82	25	1.0	4	0	2
Moss	106	77	29	1.0	4	0	0
Blackmon	102	80	22	1.0	7	3	0
D. Williams	80	67	13	0.0	11	0	1
McCrary	76	57	19	13.5	3	1	1

RECORD (FINISH): 7-9 (T4th AFC West)

HEAD COACH: Dennis Erickson (15-17, .469)

ASSISTANTS: Gregg Smith (Asst. HC/TEs), Bob Bratkowski (Off. Coord./WRs), Greg Mc Mackin (Def. Coord.), Dave Arnold (Sp. Teams), Tommy Brasher (DL), Dave Brown (Def. Coach), Keith Gilbertson (Def. Asst.), Ned James (Off. Asst.), Dana LeDuc (Strength & Cond.), Howard Mudd (OL), Rich Olson (QBs), Mike Murphy (LBs), Willy Robinson (DBs), Clarence Shelmon (RBs)

CAPTAINS: QB Rick Mirer & RB Chris Warren (off), LB Winston Moss & LB Terry Wooden (def), P Rick Tuten (Sp. Teams)

MVP: DT Cortez Kennedy

PRO BOWL: DT Cortez Kennedy (6), DE Michael Sinclair (1)

Pos.	OFFENSE	STARTS
WR	Joey Galloway	16
LT	James Atkins	16
LG	*Pete Kendall	11
C	Kevin Mawae	16
RG	Derrick Graham	16
RT	Howard Ballard	16
TE	Carlester Crumpler	7
	Christian Fauria	9
WR	Brian Blades	9
	Ricky Proehl	7
QB	Rick Mirer	9
	John Friesz	6
	Stan Gelbaugh	1
RB	Chris Warren	14
FB	Mack Strong	8
	DEFENSE	
LE	Michael Sinclair	16
LT	Sam Adams	16
RT	Cortez Kennedy	16
RE	Michael McCrary	13
SLB	Terry Wooden	9
	Michael Barber	7
MLB	Dean Wells	15
WLB	Winston Moss	16
LCB	Carlton Gray	16
RCB	Corey Harris	16
SS	Robert Blackmon	16
FS	Darryl Williams	16
	SPECIAL TEAMS	
K	Todd Peterson	16
P	Rick Tuten	16
	* Rookie or first-year player	

AFC

EASTERN	W	L	T	Pct.	Pts.	Opp.
New England	11	5	0	.688	418	313
Buffalo*	10	6	0	.625	319	266
Indianapolis*	9	7	0	.563	317	334
Miami	8	8	0	.500	339	325
NY Jets	1	15	0	.063	279	454

CENTRAL	W	L	T	Pct.	Pts.	Opp.
Pittsburgh	10	6	0	.625	344	257
Jacksonville*	9	7	0	.563	325	335
Cincinnati	8	8	0	.500	372	369
Houston	8	8	0	.500	345	319
Baltimore	4	12	0	.250	371	441

WESTERN	W	L	T	Pct.	Pts.	Opp.
Denver	13	3	0	.813	391	275
Kansas City	9	7	0	.563	297	300
San Diego	8	8	0	.500	310	376
Oakland	7	9	0	.438	340	293
Seattle	7	9	0	.438	317	376

NFC

EASTERN	W	L	T	Pct.	Pts.	Opp.
Dallas	10	6	0	.625	286	250
Philadelphia*	10	6	0	.625	363	341
Washington	9	7	0	.563	364	312
Arizona	7	9	0	.438	300	397
NY Giants	6	10	0	.375	242	297

CENTRAL	W	L	T	Pct.	Pts.	Opp.
Green Bay	13	3	0	.813	456	210
Minnesota*	9	7	0	.563	298	315
Chicago	7	9	0	.438	283	305
Tampa Bay	6	10	0	.375	221	293
Detroit	5	11	0	.313	302	368

WESTERN	W	L	T	Pct.	Pts.	Opp.
Carolina	12	4	0	.750	367	218
San Francisco*12	4	0	.750	398	257	
St. Louis	6	10	0	.375	303	409
Atlanta	3	13	0	.188	209	461
New Orleans	3	13	0	.188	229	339

1997 REVIEW (8-8)

DATE	W/L	SCORE	OPPONENTS	ATT	BY QUARTERS	1	2	3	4	OT	Tot			
08/31	L	3-41	New York Jets	53,893	SEA	44	126	92	103	0	365			
09/07	L	14-35	Denver	55,859	OPP	101	111	93	51	6	362			
09/14	W	31-3	at Indianapolis	49,194										
09/21	W	26-22	San Diego	51,110	SCORING	TD	Ru	Pa	Rt	PAT	FG	S	Pts	
09/28	*L	17-20	at Kansas City	77,877	Peterson	0	0	0	0	37/37	22/28	0	103	
10/05	W	16-13	Tennessee	49,897	Galloway	12	0	12	0				0	72
10/12			BYE		Broussard	6	5	1	0				0	36
10/19	W	17-9	at St. Louis	64,819	McKnight	6	0	6	0				0	36
10/26	W	45-34	Oakland	66,264	Warren	4	4	0	0				0	24
11/02	L	27-30	at Denver	74,212	SEA	43	13	26	4	37/37	22/28	1	365	
11/09	W	37-31	at San Diego	64,616	OPP	38	10	19	9	35/35	31/34	1	363	
11/16	*L	17-20	at New Orleans (OT)	50,493										
11/23	L	14-19	Kansas City	66,264	RUSHING	Att	Yds	Avg	LG	TD				
11/30	L	17-24	Atlanta	52,584	Warren	200	847	4.2	36t	4				
12/07	L	24-31	at Baltimore	54,395	Broussard	70	418	6.0	77t	5				
12/14	W	22-21	at Oakland	40,124	Smith	91	392	4.3	35	2				
12/21	W	38-9	San Francisco	66,253	SEA	404	1800	4.5	77t	13				
					OPP	455	1731	3.8	55t	10				
TEAM STATISTICS				SEA	OPP									
TOTAL FIRST DOWNS				331	286									
Rushing				98	96									
Passing				207	166									
Penalty				26	24									
3rd Down: Made/Att				91/224	66/198									
3rd Down Pct.				40.6	33.3									
4th Down: Made/Att				8/16	8/16									
4th Down Pct.				50.0	50.0									
POSSESSION AVG.				30:47	29:13									
TOTAL NET YARDS				5759	4849									
Avg. Per Game				359.9	303.1									
Total Plays				1049	959									
Avg. Per Play				5.5	5.1									
NET YARDS RUSHING				1800	1731									
Avg. Per Game				112.5	108.2									
Total Rushes				404	455									
NET YARDS PASSING				3959	3118									
Avg. Per Game				247.4	194.9									
Sacked/Yards Lost				36/228	42/238									
Gross Yards				4187	3356									
Att./Completions				609/359	462/276									
Completion Pct.				58.9	59.7									
Had Intercepted				21	13									
PUNTS/AVERAGE				78/40.3	74/42.0									
Net Punting Avg.				78/32.3	74/36.8									
PENALTIES/YARDS				109/911	100/820									
FUMBLES/LOST				26/11	33/16									
TOUCHDOWNS				43	38									
Rushing				13	10									
Passing				26	19									
Defensive				4	4									
Returns				0	5									
FIELD GOALS				22/28	31/34									
TOTAL POINTS				365	362									
RECEIVING														
				No	Yds	Avg	LG	TD						
Galloway				72	1049	14.6	53t	12						
Pritchard				64	843	13.2	61	2						
Warren				45	257	5.7	20	0						
McKnight				34	637	18.7	60t	6						
Crumpler				31	361	11.6	30	1						
Br. Blades				30	319	10.6	27	2						
Broussard				24	143	6.0	20t	1						
Smith				23	183	8.0	22	0						
SEA				359	4187	11.7	61	26						
OPP				276	3356	12.2	92	19						
PUNTING														
				No	Yds	Avg	NET	TB	120	LG	B			
Tuten				48	2007	41.8	36.4	5	15	65	0			
SEA				78	3144	40.3	32.3	8	24	65	2			
OPP				74	3111	42.0	36.8	7	21	66	0			
PUNT RETURNS														
				No	FC	Yds	Avg	LG	TD					
Harris				21	12	144	6.9	19	0					
Davis				16	6	104	6.5	28	0					
SEA				37	18	248	6.7	28	0					
OPP				38	14	463	12.2	89t	2					
INTERCEPTIONS														
				No	Yds	Avg	LG	TD						
D. Williams				8	172	21.5	44t	1						
Be. Blades				2	11	5.5	11	0						
SEA				13	196	15.1	44t	1						
Opp				21	372	17.7	75t	4						
KICKOFF RETURNS														
				No	Yds	Avg	LG	TD						
Broussard				50	1076	21.5	43	0						
SEA				76	1550	20.4	43	0						
OPP				77	1779	23.1	93t	1						
PASSING														
		Att	Cmp	Yds	Cmp%	Yds/Att	TD	TD%	Int	Int%	LG	Sacked	Rating	
Moon		528	313	3678	59.3	6.97	25	4.7	16	3.0	60t	30/192	83.7	
SEA		609	359	4187	58.9	6.88	26	4.3	21	3.4	61	36/228	79.7	
Opp		462	276	3356	59.7	7.26	19	4.1	13	2.8	92	42/238	84.1	

FIELD GOALS	1-19	20-29	30-39	40-49	50+
Peterson	0/0	9/9	7/10	5/7	1/2
SEA	0/0	9/9	7/10	5/7	1/2
OPP	2/2	12/13	5/5	8/10	4/4

PLAYER	DEFENSIVE STATISTICS					
	T	S	A	SAC	PD	FF FR
C. Brown	104	75	29	6.5	3	1 4
D. Williams	93	68	25	0.0	13	1 1
Wells	92	74	18	1.0	2	1 1
Be. Blades	70	58	12	1.0	2	0 0

RECORD (FINISH): 8-8 (3rd AFC West)

HEAD COACH: Dennis Erickson (23-25, .479)

ASSISTANTS: Gregg Smith (Asst. HC/OL), Bob Bratkowski (Off. Coord./WRs), Greg Mc Mackin (Def. Coord.), Dave Arnold (Sp. Teams), Tommy Brasher (DL), Dave Brown (Def. Coach), Keith Gilbertson (TEs), Ned James (Off. Asst.), Darren Krein (Asst. Str. & Cond.), Dana LeDuc (Strength. & Cond.), Howard Mudd (OL), Rich Olson (QBs), Mike Murphy (LBs), Willy Robinson (DBs), Clarence Shelmon (RBs), Jim Zorn (Off. Asst.)

CAPTAINS: QB John Friesz (off), LB Winston Moss (def), S Jay Bellamy (Sp. Teams)

MVP: FS Darryl Williams

PRO BOWL: DE Michael Sinclair (2), FS Darryl Williams (1)

Pos.	OFFENSE	STARTS
WR	Joey Galloway	15
LT	*Walter Jones	12
LG	Pete Kendall	16
C	Kevin Mawae	16
RG	Derrick Graham	9
RT	Howard Ballard	10
R/LT	Grant Williams	8
TE	Carlester Crumpler	12
WR	Mike Pritchard	15
QB	John Friesz	1
	Warren Moon	14
	*Jon Kitna	1
RB	Chris Warren	13
FB	Mack Strong	9
DEFENSE		
LE	Michael Sinclair	16
LT	Sam Adams	15
RT	Cortez Kennedy	8
	Dan Saleaumua	9
RE	Phillip Daniels	11
LLB	Winston Moss	14
MLB	Dean Wells	16
RLB	Chad Brown	15
LCB	Shawn Springs	10
RCB	Willie Williams	16
SS	Bennie Blades	9
	Jay Bellamy	7
FS	Darryl Williams	16
SPECIAL TEAMS		
K	Todd Peterson	16
P	Rick Tuten	10
	Rohn Stark	4

* Rookie or first-year player

EASTERN	AFC					
	W	L	T	Pct.	Pts.	Opp.
New England	10	6	0	.625	369	289
Miami*	9	7	0	.563	339	327
NY Jets	9	7	0	.563	348	287
Buffalo	6	10	0	.375	255	367
Indianapolis	3	13	0	.188	313	401

CENTRAL	AFC					
	W	L	T	Pct.	Pts.	Opp.
Pittsburgh	11	5	0	.688	372	307
Jacksonville*	11	5	0	.688	394	318
Tennessee	8	8	0	.500	333	310
Cincinnati	7	9	0	.438	355	405
Baltimore	6	9	1	.406	326	345

WESTERN	AFC					
	W	L	T	Pct.	Pts.	Opp.
Kansas City	13	3	0	.813	375	232
Denver*	12	4	0	.750	472	287
Seattle	8	8	0	.500	365	362
Oakland	4	12	0	.250	324	419
San Diego	4	12	0	.250	266	425

EASTERN	NFC					
	W	L	T	Pct.	Pts.	Opp.
NY Giants	10	5	1	.656	307	265
Washington	8	7	1	.531	327	289
Philadelphia	6	9	1	.406	317	372
Dallas	6	10	0	.375	304	314
Arizona	4	12	0	.250	283	379

CENTRAL	NFC					
	W	L	T	Pct.	Pts.	Opp.
Green Bay	13	3	0	.813	422	282
Tampa Bay*	10	6	0	.625	299	263
Detroit*	9	7	0	.563	379	306
Minnesota*	9	7	0	.563	354	359
Chicago	4	12	0	.250	263	421

WESTERN	NFC					
	W	L	T	Pct.	Pts.	Opp.
San Francisco	13	3	0	.813	375	265
Carolina	7	9	0	.438	265	314
Atlanta	7	9	0	.438	320	361
New Orleans	6	10	0	.375	237	327
St. Louis	5	11	0	.313	299	359

1998 REVIEW (8-8)

DATE	W/L	SCORE	OPPONENTS	ATT
09/06	W	38-0	at Philadelphia	66,418
09/13	W	33-14	Arizona	57,678
09/20	W	24-14	Washington	63,336
09/27	L	10-13	at Pittsburgh	58,413
10/04	L	6-17	at Kansas City	66,418
10/11	L	16-21	Denver	66,258
10/18			BYE	
10/25	W	27-20	at San Diego	58,512
11/01	L	18-31	Oakland	66,246
11/08	W	24-12	Kansas City	66,251
11/15	L	17-20	at Oakland	51,527
11/22	L	22-30	at Dallas	64,142
11/29	W	20-18	Tennessee	59,048
12/06	L	31-32	at NY Jets	72,200
12/13	W	38-17	San Diego	62,690
12/20	W	27-23	Indianapolis	58,703
12/27	L	21-28	at Denver	74,057

By	QUARTERS	1	2	3	4	OT	Tot
SEA		107	91	75	99	0	372
Opp		71	73	61	105	0	310

SCORING	TD	Ru	PA	Rt	PAT	FG	S	Pts
Peterson	0	0	0	0	41/41	19/24	0	98
Galloway	12	0	10	2	0	0	0	72
Watters	9	9	0	0	0	0	0	56
Pritchard	3	0	3	0	0	0	0	20
Springs	3	0	0	3	0	0	0	18
SEA	45	11	21	13	41/41	19/24	0	372
OPP	35	13	18	4	31/31	23/30	0	310

RUSHING	ATT	Yds	AVG	LG	TD
Watters	319	1239	3.9	39t	9
A. Green	35	209	6.0	64	1
Kitna	20	67	3.4	21	1
SEA	426	1626	3.8	64	11
OPP	487	1999	4.1	70	13

TEAM STATISTICS	SEA	OPP
TOTAL FIRST DOWNS	267	337
Rushing	92	111
Passing	144	197
Penalty	31	29
3rd Down: Made/Att	54/195	92/236
3rd Down Pct.	27.7	39.0
4th Down: Made/Att	6/17	8/20
4th Down Pct.	35.3	40.0
POSSESSION AVG.	27:05	32:55
TOTAL NET YARDS	4626	5689
Avg. Per Game	289.1	355.6
Total Plays	940	1137
Avg. Per Play	4.9	5.0
NET YARDS RUSHING	1626	1999
Avg. Per Game	101.6	124.9
Total Rushes	426	487
NET YARDS PASSING	3000	3690
Avg. Per Game	187.5	230.6
Sacked/Yards Lost	34/219	53/282
Gross Yards	3219	3972
Att./Completions	480/273	597/343
Completion Pct.	56.9	57.5
Had Intercepted	18	24
PUNTS/AVERAGE	81/44.1	78/43.6
Net Punting Avg.	81/36.5	78/36.0
PENALTIES/YARDS	117/914	130/1157
FUMBLES/LOST	30/16	34/18
TOUCHDOWNS	45	35
Rushing	11	13
Passing	21	18
Defensive	10	3
Returns	3	1
FIELD GOALS	19/24	23/30
TOTAL POINTS	372	310

RECEIVING	No	Yds	AVG	LG	TD
Galloway	65	1047	16.1	81t	10
Pritchard	58	742	12.8	50t	3
Watters	52	373	7.2	24	0
Fauria	37	377	10.2	25	2
McKnight	21	346	16.5	59t	2
Blades	15	184	12.3	47	0
SEA	273	3219	11.8	81t	21
OPP	343	3972	11.6	80t	18

PUNTING	No	Yds	AVG	NET	TB	120	LG	B
Feagles	81	3570	44.1	36.5	12	27	59	0
SEA	81	3570	44.1	36.5	12	27	50	0
OPP	78	3397	43.6	36.0	8	23	61	0

PUNT RETURNS	No	FC	Yds	AVG	LG	TD
Galloway	25	5	251	10.0	74t	2
Joseph	15	5	182	12.1	66	0
SEA	41	10	428	10.4	74t	2
OPP	33	15	371	11.2	63t	1

INTERCEPTIONS	No	Yds	AVG	LG	TD
Springs	7	142	20.3	56t	2
D. Smith	3	56	18.7	26t	2
D. Williams	3	41	13.7	28	0
Bellamy	3	40	13.3	24	0
W. Williams	2	36	18.0	28t	1
SEA	24	455	19.0	56t	8
OPP	18	220	12.2	74t	2

PASSING	ATT	CMP	Yds	CMP%	YDS/ATT	TD	TD%	INT	INT%	LG	SACKED	RATING
Moon	258	145	1632	56.2	6.33	11	4.3	8	3.1	45	22/140	76.6
Kitna	172	98	1177	57.0	6.84	7	4.1	8	4.7	70t	11/72	72.3
Friesz	49	29	409	59.2	8.35	2	4.1	2	4.1	81t	1/7	82.8
SEA	480	273	3219	56.9	6.71	21	4.4	18	3.8	81t	34/219	76.4
OPP	597	343	3972	57.5	6.65	18	3.0	24	4.0	80t	53/282	71.0

KICKOFF RETURNS	No	Yds	Avg	LGTD
Broussard	29	781	26.9	90t 1
A. Green	27	620	23.0	57 0
SEA	64	1510	23.6	90t 1
OPP	68	1311	19.3	35 0

FIELD GOALS	1-19	20-29	30-39	40-49	50+
Peterson	0/0	7/7	4/5	5/5	3/7
SEA	0/0	7/7	4/5	5/5	3/7
OPP	0/0	10/10	6/7	6/11	1/2

DEFENSIVE STATISTICS

PLAYER	T	S	A	SAC	PD	FF	FR
C. Brown	150	119	31	7.5	8	1	1
Bellamy	98	81	17	1.0	10	2	2
D. Williams	97	71	26	0.0	11	3	3
Springs	85	61	14	0.0	23	1	1
D. Smith	80	59	21	5.0	5	2	2

RECORD (FINISH): 8-8 (3rd AFC West)

HEAD COACH: Dennis Erickson (31-33, .484)

ASSISTANTS: Pete Rodriguez (Ass. Head Coach/Special Teams), Bob Bratkowski (Off. Coord.), Greg McMackin (Def. Coord.), Tommy Brasher (Def. Line), Dave Brown (Def. Coach), Keith Gilbertson (TEs), Milt Jackson (WRs), Jim Johnson (LBs), Darren Krein (Asst. Strength & Cond.), Tim Lappano (RBs), Dana LeDuc (Strength & Cond.), Bill Meyers (Asst. Off. Line), Rich Olson (QBs), Willy Robinson (DBs), Gregg Smith (Off Line), Eric Yarber (Off. Quality Control)

CAPTAINS: QB Warren Moon, C Kevin Glover, DE Michael Sinclair, S Darryl Williams, ST Jay Bellamy,

MVP: LB Chad Brown

PRO BOWL: LB Chad Brown (2), DE Michael Sinclair (3), CB Shawn Springs (1), Cortez Kennedy (7)

Pos.	OFFENSE	STARTS
WR	Joey Galloway	16
LT	Walter Jones	16
LG	Pete Kendall	16
C	Kevin Glover	8
	Chris Gray	8
RG	Brian Habib	16
RT	Howard Ballard	16
TE	Christian Fauria	15
WR	Mike Pritchard	16
	Brian Blades	6
QB	Warren Moon	10
	Jon Kitna	5
	John Friesz	1
RB	Ricky Watters	16
FB	Mack Strong	6

DEFENSE

LE	Michael Sinclair	16
LT	Sam Adams	11
RT	Cortez Kennedy	15
RE	Phillip Daniels	15
OLB	Chad Brown	16
MLB	Dean Wells	7
	*DeShone Myles	7
OLB	Darrin Smith	10
	* Anthony Simmons	4
LCB	Shawn Springs	16
RCB	Willie Williams	14
SS	Jay Bellamy	16
FS	Darryl Williams	16

SPECIAL TEAMS

K	Todd Peterson	16
P	Jeff Feagles	16
	* Rookie or first-year player	

AFC

EASTERN	W	L	T	Pct.	Pts.	Opp.
NY Jets	12	4	0	.750	416	266
Miami*	10	6	0	.625	321	265
Buffalo*	10	6	0	.625	400	333
New England*	9	7	0	.563	337	329
Indianapolis	3	13	0	.188	310	444

CENTRAL	W	L	T	Pct.	Pts.	Opp.
Jacksonville	11	5	0	.688	392	338
Tennessee	8	8	0	.500	330	320
Pittsburgh	7	9	0	.438	263	303
Baltimore	6	10	0	.375	269	335
Cincinnati	3	13	0	.188	268	452

WESTERN	W	L	T	Pct.	Pts.	Opp.
Denver	14	2	0	.875	501	309
Oakland	8	8	0	.500	325	378
Seattle	8	8	0	.500	372	310
Kansas City	7	9	0	.438	327	363
San Diego	5	11	0	.313	241	342

NFC

EASTERN	W	L	T	Pct.	Pts.	Opp.
Dallas	10	6	0	.625	381	275
Arizona*	9	7	0	.563	325	378
NY Giants	8	8	0	.500	287	309
Washington	6	10	0	.375	319	421
Philadelphia	3	13	0	.188	161	344

CENTRAL	W	L	T	Pct.	Pts.	Opp.
Minnesota	15	1	0	.938	556	296
Green Bay*	11	5	0	.688	408	319
Tampa Bay	8	8	0	.500	314	295
Detroit	5	11	0	.313	306	378
Chicago	4	12	0	.250	276	368

WESTERN	W	L	T	Pct.	Pts.	Opp.
Atlanta	14	2	0	.875	442	289
San Francisco*12	4	0	.750	479	328	
New Orleans	6	10	0	.375	305	359
Carolina	4	12	0	.250	336	413
St. Louis	4	12	0	.250	285	378

SERIES BREAKDOWN

AFC WEST (68-98)

DENVER BRONCOS (15-28)

10/2/77	—	L	13-24	53,108
10/7/78	—	L @	7-28	74,989
10/29/78	—	*L	17-20	62,948
9/23/79	—	L @	34-37	74,879
12/8/79	—	W	28-23	60,038
11/23/80	—	L @	20-36	73,274
12/21/80	—	L	17-25	51,853
9/13/81	—	W	13-10	58,513
12/13/81	—	L @	13-23	74,527
11/21/82	—	W @	17-10	73,916
1/2/83	—	W	13-11	43,145
11/6/83	—	W	27-19	61,189
11/20/83	—	L @	27-38	74,710
11/25/84	—	W @	27-24	74,922
12/15/84	—	L	14-31	64,411
10/20/85	—	*L @	10-13	74,899
12/20/85	—	L	24-27	56,283
10/26/86	—	L @	13-20	76,089
12/20/86	—	W	41-16	63,697
9/13/87	—	L @	17-40	75,999
12/13/87	—	W	28-21	61,759
9/4/88	—	W @	21-14	75,986
12/11/88	—	W	42-14	62,839
10/22/89	—	*L	21-24	62,353
11/26/89	—	L @	14-41	75,117
9/23/90	—	*L @	31-34	75,290
12/23/90	—	W	17-12	55,845
9/15/91	—	L @	10-16	74,152
11/24/91	—	W	13-10	60,430
11/30/92	—	*W	16-13	51,612
12/20/92	—	L @	6-10	72,570
10/31/93	—	L @	17-28	73,644
11/28/93	—	L	9-17	57,812
10/9/94	—	L +	9-16	63,872
11/13/94	—	L @	10-17	71,290
10/1/95	—	W	27-10	49,914
12/10/95	—	W @	31-27	71,488
9/8/96	—	L	20-30	43,671
12/1/96	—	L @	7-34	74,982
9/7/97	—	L	14-35	55,859
11/2/97	—	L @	27-30	74,212
10/11/98	—	L	16-21	66,258
12/27/98	—	L @	21-28	74,057

* Overtime; + at Husky Stadium

Points: Denver 977 (22.7),
Seattle 819 (19.0)

KANSAS CITY CHIEFS (14-27)

12/11/77	—	W	34-31	22,562
11/19/78	—	W @	13-10	32,252
12/17/78	—	W	23-19	58,490
9/30/79	—	L	6-24	61,169

12/2/79	—	L	@	21-37	42,160
9/14/80	—	W	@	17-16	42,403
11/9/80	—	L		30-31	58,976
9/27/81	—	L		14-20	59,255
11/22/81	—	L @		13-40	49,002
9/4/83	—	L @		13-17	42,531
11/27/83	—	*W		51-48	56,795
11/4/84	—	W		45-0	61,396
12/9/84	—	L @		7-34	34,855
9/29/85	—	L @		7-28	50,485
12/1/85	—	W		26-6	52,655
9/14/86	—	W		23-17	61,068
11/9/86	—	L @		7-27	53,268
9/20/87	—	W		43-14	61,667
12/27/87	—	L @		20-41	20,370
9/11/88	—	W		31-10	61,512
11/20/88	—	L @		24-27	33,152
10/8/89	—	L		16-20	60,715
11/5/89	—	L @		10-20	54,489
10/21/90	—	W		19-7	60,358
11/11/90	—	W @		17-16	71,285
9/22/91	—	L @		13-20	71,789
12/1/91	—	L		6-19	57,248
9/13/92	—	L @		7-26	75,125
11/22/92	—	L		14-24	49,867
12/5/93	—	L		16-31	58,551
1/2/94	—	L @		24-34	72,136
10/23/94	—	L @		23-38	78,847
11/27/94	—	W		10-9	54,120
9/3/95	—	L		10-34	47,564
12/24/95	—	L @		3-26	75,784
9/15/96	—	L		17-35	39,970
10/17/96	—	L @		16-34	76,057
9/28/97	—	*L @		17-20	77,877
11/23/97	—	L		14-19	66,264
10/4/98	—	L @		6-17	66,418
11/8/98	—	W		24-12	66,251

* Overtime

Points: Kansas City 958 (23.4),
Seattle 748 (18.2)

OAKLAND RAIDERS (19-23)

11/6/77	—	L @		7-44	50,929
10/22/78	—	W		27-7	62,529
11/26/78	—	W @		17-16	52,978
9/16/79	—	W		27-10	61,602
12/16/79	—	W @		29-24	53,177
10/26/80	—	L @		14-33	50,185
11/17/80	—	L		17-19	60,480
9/20/81	—	L @		10-20	45,725
11/29/81	—	L		31-32	57,147
12/5/82	—	L @		23-28	42,170
10/16/83	—	W		38-36	60,697
10/30/83	—	W @		34-21	49,708
10/7/84	—	L @		14-28	77,904

11/12/84	—	W		17-14	64,011
11/3/85	—	W		33-3	64,060
12/15/85	—	L	@	3-13	77,425
10/12/86	—	L	@	10-14	70,635
12/8/86	—	W		37-0	62,923
10/25/87	—	W	@	35-13	52,735
11/30/87	—	L		14-37	62,802
11/28/88	—	W		35-27	62,641
12/18/88	—	W	@	43-37	61,127
10/1/89	—	W	@	24-20	44,319
12/17/89	—	W		23-17	61,076
9/16/90	—	L		13-17	61,889
10/14/90	—	L	@	17-24	50,624
10/13/91	—	*L		20-23	61,974
11/17/91	—	L	@	7-31	49,317
10/18/92	—	L		0-19	56,904
11/15/92	—	L	@	3-20	46,862
9/12/93	—	L		13-17	58,836
12/12/93	—	L	@	23-27	38,161
9/11/94	—	W	@	38-9	47,319
12/11/94	—	L		16-17	53,301
10/8/95	—	L	@	14-34	50,213
12/17/95	—	W		44-10	58,428
11/24/96	—	L		21-27	47,506
12/22/96	—	W	@	28-21	33,455
10/26/97	—	W		45-34	66,264
12/14/97	—	W	@	22-21	40,124
11/1/98	—	L		18-31	66,246
11/15/98	—	L	@	17-20	51,527

Franchise transferred from Oakland to Los Angeles in 1982. Transferred back to Oakland in 1995.

* Overtime

Points: Seattle 921 (21.9),
Oakland 915 (21.8)

SAN DIEGO CHARGERS (20-20)

11/27/77	—	L		28-30	55,338
9/3/78	—	L		20-24	55,778
12/10/78	—	L	@	10-37	49,975
9/2/79	—	L		16-33	62,287
10/14/79	—	L	@	10-20	50,077
9/7/80	—	L		13-34	62,042
12/13/80	—	L	@	14-21	49,980
10/4/81	—	L	@	10-24	51,463
11/16/81	—	W		44-23	58,628
9/18/83	—	W		34-31	61,714
10/9/83	—	L	@	21-28	49,132
9/9/84	—	W		31-17	61,314
10/29/84	—	W	@	24-0	53,974
9/15/85	—	W	@	49-35	54,420
10/6/85	—	W		26-21	61,300
10/6/86	—	W		33-7	63,207
12/14/86	—	W	@	34-24	47,096
11/22/87	—	W		34-3	62,444
9/18/88	—	L	@	6-17	44,449
10/30/88	—	W		17-14	59,641
10/15/89	—	W	@	17-16	50,079
10/29/89	—	W		10-7	59,961
11/4/90	—	L		14-31	59,646
11/25/90	—	*W	@	13-10	50,097
10/27/91	—	W		20-9	58,025
11/10/91	—	L	@	14-17	43,597

10/4/92	—	L	@	6-17	36,783
12/27/92	—	L		14-31	49,324
9/5/93	—	L	@	12-18	58,039
10/3/93	—	W		31-14	54,778
09/18/94	—	L	+	10-24	65,536
10/30/94	—	L	@	15-35	59,001
9/10/95	—	L	@	10-14	54,420
10/22/95	—	L		25-35	45,821
9/1/96	—	L	@	7-29	58,780
10/27/96	—	W		32-13	38,143
9/21/97	—	W		26-22	51,110
11/9/97	—	W	@	37-31	64,616
10/25/98	—	W	@	27-20	58,512
12/13/98	—	W		38-17	62,690

* Overtime; + at Husky Stadium
Points: San Diego 853 (21.3),
Seattle 852 (21.3)

AFC CENTRAL (31-23)

BALTIMORE RAVENS (0-1)

12/7/97	—	L	@	24-31	54,395
---------	---	---	---	-------	--------

CLEVELAND BROWNS (9-4)

12/18/77	—	W		20-19	61,583
12/3/78	—	W		47-24	62,262
11/11/79	—	W	@	29-24	72,440
10/12/80	—	L		3-27	61,366
12/20/81	—	W		42-21	51,435
9/12/82	—	L		7-21	55,907
10/2/83	—	W	@	24-9	75,446
9/3/84	—	W		33-0	59,540
12/8/85	—	W		31-13	58,477
10/9/88	—	W	@	16-10	78,605
11/12/89	—	L		7-17	58,978
11/14/93	—	W		22-5	54,622
12/24/94	—	L	@	9-35	54,180

Franchise suspended in 1996.

Points: Seattle 290 (22.2),
Cleveland 225 (17.3)

CINCINNATI BENGALS (7-7)

9/25/77	—	L	@	20-42	45,579
9/6/81	—	L	@	21-27	41,177
12/26/82	—	L	@	10-24	55,330
11/18/84	—	W	@	26-6	50,280
9/8/85	—	W	@	28-24	51,625
11/16/86	—	L	@	7-34	54,410
10/11/87	—	L		10-17	31,739
12/10/89	—	W	@	24-17	54,744
10/1/90	—	W		31-16	60,135
10/6/91	—	W	@	13-7	60,010
9/6/92	—	L		3-21	57,350
9/26/93	—	W	@	19-10	46,880
11/06/94	—	*L		17-20	46,630
9/17/95	—	W		24-21	39,492

Points: Cincinnati 286 (20.4),
Seattle 253 (18.1)

JACKSONVILLE JAGUARS (1-1)

11/12/95	— W @	47-30	71,290
12/15/96	— L @	13-20	66,134

Points: Seattle 60 (30.0),
Jacksonville 50 (25.0)

PITTSBURGH STEELERS (6-6)

12/4/77	— L @	20-30	45,429
9/10/78	— L @	10-21	48,277
11/8/81	— W	24-21	59,058
11/28/82	— W	16-0	55,553
10/23/83	— L	21-27	61,615
9/7/86	— W	30-0	61,146
12/6/87	— L @	9-13	48,881
10/20/91	— W @	27-7	54,678
12/6/92	— L @	14-20	47,015
12/26/93	— W	16-6	51,814
9/25/94	— W +	30-13	59,637
9/27/98	— L @	10-13	58,413

* Overtime; + at Husky Stadium

Points: Seattle 227 (18.9),
Pittsburgh 171 (14.3)

TENNESSEE TITANS (8-4)

11/20/77	— L	10-22	61,519
10/21/79	— W	34-14	60,705
10/5/80	— W @	26-7	46,860
10/11/81	— L @	17-35	42,671
9/19/82	— L @	21-23	43,117
11/13/88	— W	27-24	60,446
12/2/90	— *W	13-10	57,592
11/7/93	— L @	14-24	50,447
12/11/94	— W @	16-14	31,453
11/3/96	— W	23-16	36,320
10/5/97	— W	16-13	49,897
11/29/98	— W	20-18	59,048

Franchise transferred from Houston in 1997 and changed name from Oilers to Titans in 1999.

* Overtime

Points: Seattle 237 (19.8),
Tennessee 220 (18.3)

AFC EAST (24-22)**BUFFALO BILLS (4-2)**

10/30/77	— W	56-17	61,180
10/14/84	— W	31-28	59,034
11/6/88	— L	3-13	61,074
12/4/89	— W	17-16	57,682
10/15/95	— L @	21-27	74,362
12/1/96	— W	26-18	41,373

Points: Seattle 154 (25.7),
Buffalo 119 (19.8)

INDIANAPOLIS COLTS (3-4)

9/18/77	— L	14-29	58,991
11/12/78	— L	14-17	61,905
9/29/91	— W	31-3	56,656
10/2/94	— L @	15-17	49,876
12/4/94	— L	19-31	39,574
9/14/97	— W @	31-3	49,194
12/20/98	— W	27-23	58,703

Franchise transferred from Baltimore in 1984.

Points: Seattle 151 (21.6),
Indianapolis 123 (17.6)

MIAMI DOLPHINS (2-4)

10/23/77	— L @	13-31	29,855
9/9/79	— L @	10-19	56,233
10/4/87	— W	24-20	19,448
12/16/90	— L @	17-24	57,851
9/27/92	— L	17-19	59,374
10/6/96	— W @	22-15	59,539

Moved from the Orange Bowl into Joe Robbie Stadium in 1987.

Points: Miami 128 (21.3),
Seattle 103 (17.2)

NEW ENGLAND PATRIOTS (7-6)

10/9/77	— L @	0-31	45,929
9/21/80	— L	31-37	61,035
12/19/82	— L	0-16	53,457
12/18/83	— W	24-6	59,688
9/16/84	— L @	23-38	43,140
11/17/85	— L	13-20	60,345
9/21/86	— W @	38-31	58,977
12/4/88	— L @	7-13	59,068
9/24/89	— W @	24-3	48,025
10/7/90	— W @	33-20	39,735
9/20/92	— W @	10-6	42,327
9/19/93	— W @	17-14	50,392
10/24/93	— W	10-9	56,526

Points: New England 244 (18.8),
Seattle 230 (17.7)

NEW YORK JETS (8-6)

11/13/77	— W @	17-0	43,973
9/17/78	— W @	24-17	46,911
11/26/79	— W	30-7	59,977
10/19/80	— W @	27-17	52,496
10/25/81	— W @	19-3	49,678
12/6/81	— W	27-23	53,105
9/11/83	— W @	17-10	50,066
10/27/85	— L @	14-17	69,320
11/28/86	— L	7-38	62,497
11/9/87	— L @	14-30	60,452
9/8/91	— W	20-13	56,770
11/26/95	— L	10-16	41,160
8/31/97	— L	3-41	53,893
12/6/98	— L @	31-32	72,200

Moved from Shea Stadium into Giants Stadium in 1984.

Points: New York 264 (18.9),
Seattle 260 (18.6)

NFC WEST (10-14)**ATLANTA FALCONS (4-2)**

11/7/76	— W	30-13	57,985
10/29/79	— W @	31-28	52,566
10/13/85	— W	30-26	60,430
10/2/88	— W @	31-20	28,619
12/15/91	— L @	13-26	53,834
11/30/97	— L	17-24	52,584

Played at Atlanta-Fulton County Stadium from 1966-91. Moved into Georgia Dome in 1992.

Points: Seattle 152 (25.3),
Atlanta 137 (22.8)

CAROLINA PANTHERS (0-0)

Have not played

NEW ORLEANS SAINTS (2-4)

11/21/76	—	L	27-51	61,865
11/18/79	—	W	38-24	60,055
11/10/85	—	W @	27-3	47,365
10/16/88	—	L	19-20	63,569
9/1/91	—	L @	24-27	68,492
11/16/97	—	*L @	17-20	50,493

*Overtime

Points: Seattle 152 (25.3),
New Orleans 145 (24.2)

ST. LOUIS RAMS (2-4)

10/31/76	—	L @	6-45	52,035
11/4/79	—	L	0-24	62,048
9/23/85	—	L	24-35	63,292
10/23/88	—	L @	10-31	57,033
12/22/91	—	W	23-9	51,100
10/19/97	—	W @	17-9	64,819

Moved from L.A. Coliseum to Anaheim Stadium in 1980. Moved from Anaheim to St. Louis in 1995.

Points: St. Louis 153 (21.9),
Seattle 80 (11.4)

SAN FRANCISCO 49ERS (2-4)

9/26/76	—	L	21-37	59,108
10/7/79	—	W @	35-24	44,592
11/25/85	—	L @	6-19	57,482
9/25/88	—	L	7-38	63,382
12/8/91	—	L	22-24	56,711
12/21/97	—	W	38-9	66,253

Points: San Francisco 151 (25.2),
Seattle 129 (21.5)

NFC CENTRAL (19-11)

CHICAGO BEARS (4-3)

12/5/76	—	L	7-34	60,510
11/5/78	—	W @	31-29	50,697
12/12/82	—	W	20-14	52,826
9/23/84	—	W	38-9	61,520
12/20/87	—	W @	34-21	62,518
9/9/90	—	L @	0-17	64,400

Points: Seattle 130 (21.6),
Chicago 124 (20.7)

DETROIT LIONS (4-3)

10/24/76	—	L	14-41	61,280
9/24/78	—	W	28-16	56,781
12/2/84	—	W	38-17	62,441
10/18/87	—	W @	37-14	8,310
12/30/90	—	W	30-10	50,681
10/17/93	—	L @	10-30	60,801
10/17/96	—	L @	16-17	51,194

Points: Seattle 173 (24.7),
Detroit 145 (20.7)

GREEN BAY PACKERS (3-4)

10/10/76	—	L @	20-27	54,983
10/15/78	—	L @	28-45	52,712
11/1/81	—	L @	24-34	49,467
10/21/84	—	W @	30-24	52,286
11/15/87	—	W	24-13	60,963
12/9/90	—	W @	20-14	52,015
9/29/96	—	L	10-31	59,973

1981 game played at Green Bay. All others in Milwaukee.

Points: Green Bay 188 (26.9),
Seattle 156 (22.3)

MINNESOTA VIKINGS (4-2)

11/14/76	—	L @	21-27	45,087
10/8/78	—	W	29-28	62,031
9/30/84	—	W @	20-12	57,171
11/1/87	—	W	28-17	61,134
11/18/90	—	L	21-24	59,735
11/10/96	—	W	42-23	50,794

Played in Metropolitan Stadium from 1961-81. Moved into the Metrodome in 1982.

Points: Seattle 161 (26.8),
Minnesota 131 (21.8)

TAMPA BAY BUCCANEERS (4-0)

10/17/76	—	W @	13-10	43,812
10/16/77	—	W	30-23	54,783
11/20/94	—	W	22-21	37,466
9/22/96	—	W @	17-13	30,212

Points: Seattle 82 (20.5),
Tampa Bay 67 (16.8)

NFC EAST (12-24)

ARIZONA CARDINALS (1-5)

9/12/76	—	L	24-30	58,441
11/13/83	—	L @	28-33	33,280
9/17/89	—	L	24-34	60,444
12/19/93	—	*L	27-30	45,737
10/29/95	—	*L @	14-20	39,600
9/13/98	—	W	33-14	57,678

Franchise transferred from St. Louis in 1988.

Points: Arizona 147 (29.4),
Seattle 117 (23.4)

DALLAS COWBOYS (1-5)

10/3/76	—	L	13-28	62,027
11/27/80	—	L @	7-51	57,540
12/4/83	—	L	10-35	63,352
11/27/86	—	W @	31-14	58,020
10/11/92	—	L @	0-27	62,311
11/22/98	—	L @	22-30	64,142

Points: Dallas 188 (31.3),
Seattle 83 (13.8)

NEW YORK GIANTS (3-5)

11/28/76	—	L @	16-28	65,111
12/7/80	—	L	21-27	51,617

10/18/81	—	L		0-32	56,134
12/11/83	—	W	@	17-12	48,942
10/19/86	—	W		17-12	62,282
11/19/89	—	L	@	3-15	75,014
10/25/92	—	L	@	10-23	67,399
11/5/95	—	W		30-28	42,100

Points: New York 177 (22.1),
Seattle 114 (14.3)

PHILADELPHIA EAGLES (3-4)

12/12/76	—	L	@	10-27	37,949
11/2/80	—	L		20-27	61,047
11/23/86	—	W		24-20	55,786
9/10/89	—	L	@	7-31	64,287
12/13/92	—	*L		17-20	47,492
12/3/95	—	W		26-14	39,893
9/6/98	—	W	@	38-0	66,418

Points: Seattle 142 (20.3),
Philadelphia 135 (19.3)

WASHINGTON REDSKINS (4-5)

9/19/76	—	L	@	7-31	53,174
9/28/80	—	W	@	14-0	53,263
9/25/83	—	L		17-27	60,718
9/28/86	—	L	@	14-19	54,157
12/23/89	—	L		0-29	60,294
11/8/92	—	L		3-16	53,616
9/4/94	—	W	@	28-7	52,930
11/19/95	—	W	@	27-20	51,298
9/20/98	—	W		24-14	63,336

Points: Washington 149 (18.6),
Seattle 110 (13.8)

YEARLY RESULTS

YEAR	W	L	T	PCT.	PTS	OPP	FINISH	HOME	ROAD	Div.	AFC	NFC	Post.
1976	2	12	0	.143	229	429	*5th	1-6-0	1-6-0	0-4-0	1-0-0	1-12-0	---
1977	5	9	0	.357	282	373	*4th	3-4-0	2-5-0	1-3-0	4-9-0	1-0-0	---
1978	9	7	0	.563	345	358	3rd	5-3-0	4-4-0	4-4-0	6-6-0	3-1-0	---
1979	9	7	0	.563	378	372	3rd	5-3-0	4-4-0	3-5-0	6-6-0	3-1-0	---
1980	4	12	0	.250	291	408	5th	0-8-0	4-4-0	1-7-0	3-9-0	1-3-0	---
1981	6	10	0	.375	322	388	5th	5-3-0	1-7-0	2-6-0	6-8-0	0-2-0	---
1982	4	5	0	.444	127	147	+10th	3-2-0	1-3-0	2-1-0	3-5-0	1-0-0	---
1983	9	7	0	.563	403	397	2nd	5-3-0	4-4-0	5-3-0	8-4-0	1-3-0	2-1-0
1984	12	4	0	.750	418	282	2nd	7-1-0	5-3-0	6-2-0	8-4-0	4-0-0	1-1-0
1985	8	8	0	.500	349	303	3rd	5-3-0	3-5-0	4-4-0	6-6-0	2-2-0	---
1986	10	6	0	.625	366	293	3rd	7-1-0	3-5-0	5-3-0	7-5-0	3-1-0	---
1987	9	6	0	.600	371	314	^2nd	6-2-0	3-4-0	4-3-0	5-6-0	4-0-0	0-1-0
1988	9	7	0	.563	339	329	1st	5-3-0	4-4-0	6-2-0	8-4-0	1-3-0	0-1-0
1989	7	9	0	.438	241	327	4th	3-5-0	4-4-0	4-4-0	7-5-0	0-4-0	---
1990	9	7	0	.563	306	286	3rd	5-3-0	4-4-0	4-4-0	7-5-0	2-2-0	---
1991	7	9	0	.438	276	261	4th	5-3-0	2-6-0	2-6-0	6-6-0	1-3-0	---
1992	2	14	0	.125	140	312	5th	1-7-0	1-7-0	1-7-0	2-10-0	0-4-0	---
1993	6	10	0	.375	280	314	5th	4-4-0	2-6-0	1-7-0	6-8-0	0-2-0	---
1994	6	10	0	.375	287	323	5th	3-5-0	3-5-0	2-6-0	4-10-0	2-0-0	---
1995	8	8	0	.500	363	366	3rd	5-3-0	3-5-0	3-5-0	5-7-0	3-1-0	---
1996	7	9	0	.438	317	376	5th	4-4-0	3-5-0	2-6-0	5-7-0	2-2-0	---
1997	8	8	0	.500	365	362	3rd	4-4-0	4-4-0	4-4-0	6-6-0	2-2-0	---
1998	8	8	0	.500	372	310	3rd	6-2-0	2-6-0	3-5-0	5-7-0	3-1-0	---
164	192	0	.461	7167	7630			97-82-0	67-110-0	69-101-0	124-143-0	40-41-0	3-4-0

*Seahawks were placed in the NFC West for scheduling purposes in 1976 and played every NFC team and the Tampa Bay Buccaneers. In 1977 Seattle was in the AFC West and played every AFC team and Tampa Bay.

+Conference finish. Scheduled shortened to 9 games because of players' strike.

^Scheduled shortened to 15 games because of players' strike. Game 2 (at San Diego) was cancelled and games 3-5 were played with replacement players.

VERSUS THE NFL

	REGULAR SEASON				POST-SEASON	PRE-SEASON
	TOTAL	HOME	ROAD	OT		
* Arizona	1-5	1-3	0-2	0-2	0-0	8-3
Arizona	0-3	0-2	0-1	0-2	0-0	5-1
St. Louis	0-2	0-1	0-1	0-0	0-0	2-2
Atlanta	4-2	2-1	2-1	0-0	0-0	2-0
^ Baltimore	0-1	0-0	0-1	0-0	0-0	0-0
Buffalo	4-2	4-1	0-1	0-0	0-0	2-0
Carolina	0-0	0-0	0-0	0-0	0-0	0-0
Chicago	4-2	2-1	2-1	0-0	0-0	1-1
Cincinnati	7-7	2-3	5-4	0-1	0-1	1-0
Cleveland	9-4	6-3	3-1	0-0	0-0	0-0
Dallas	1-5	0-2	1-3	0-0	0-0	3-0
Denver	15-28	11-11	4-17	1-4	1-0	0-4
Detroit	4-3	3-1	1-2	0-0	0-0	5-2
+ Green Bay	3-4	1-1	2-3	0-0	0-0	1-0
# Indianapolis	3-4	2-3	0-1	0-0	0-0	6-5
Indianapolis	3-2	2-1	1-1	0-0	0-0	5-5
Baltimore	0-2	0-2	0-0	0-0	0-0	1-0
Jacksonville	1-1	0-0	1-1	0-0	0-0	0-0
Kansas City	14-27	10-10	4-17	1-1	0-0	0-0
Miami	2-4	1-1	1-3	0-0	1-1	0-1
Minnesota	4-2	3-1	1-1	0-0	0-0	4-4
New England	7-6	2-3	5-3	0-0	0-0	1-1
New Orleans	2-4	0-2	2-2	0-1	0-0	1-0
N.Y. Giants	3-5	2-2	1-3	0-0	0-0	0-0
N.Y. Jets	8-6	3-3	5-3	0-0	0-0	0-0
@ Oakland	19-23	10-10	9-13	0-1	1-1	2-1
Oakland	8-9	4-4	4-5	0-0	0-0	2-1
Los Angeles	11-14	6-6	5-8	0-1	1-1	0-0
Philadelphia	3-4	2-2	1-2	0-1	0-0	0-0
Pittsburgh	6-6	5-1	1-5	0-0	0-0	0-0
% St. Louis	2-4	1-2	1-2	0-0	0-0	2-6
St. Louis	1-0	0-0	1-0	0-0	0-0	0-0
Los Angeles	1-4	1-2	0-2	0-0	0-0	2-6
San Diego	20-20	13-8	7-12	1-0	0-0	2-1
San Francisco	2-4	1-3	1-1	0-0	0-0	11-14
Tampa Bay	4-0	2-0	2-0	0-0	0-0	3-0
= Tennessee	8-4	6-1	2-3	1-0	0-1	1-0
Tennessee	2-0	2-0	0-0	0-0	0-0	0-0
Houston	6-4	4-1	2-3	1-0	0-1	1-0
Washington	4-5	1-3	3-2	0-0	0-0	0-0
TOTALS	164-192	96-81	68-111	4-11	3-4	57-43

* Includes 2 games while franchise was located in St. Louis (0-2)

^ Relocated from Cleveland in 1996. All records remain in Cleveland.

+ Includes 5 games at Milwaukee's County Stadium (3-2)

Includes 2 games while franchise was located in Baltimore (0-2)

@ Includes 25 games (11-14) while franchise was located in Los Angeles

 Angeles

% Includes 5 games while franchise was located in Los Angeles (1-4)

= Includes 10 games while franchise was located in Houston (6-4)

OVERTIME GAMES

OVERTIME RESULTS (4-11)

10/29/78	L	17-20	Denver Broncos	62,948
11/27/83	W	51-48	Kansas City Chiefs	56,795
10/20/85	L	10-13	at Denver Broncos	74,899
10/22/89	L	21-24	Denver Broncos	62,353
09/23/90	L	31-34	at Denver Broncos	75,290
11/25/90	W	13-10	at San Diego Chargers	50,097
12/02/90	W	13-10	Houston Oilers	57,592
10/13/91	L	20-23	Los Angeles Raiders	61,974
11/30/92	W	16-13	Denver Broncos	51,612
12/13/92	L	17-20	Philadelphia Eagles	47,492
12/19/93	L	27-30	Phoenix Cardinals	45,737
11/06/94	L	17-20	Cincinnati Bengals	46,630
10/29/95	L	14-20	at Arizona Cardinals	39,600
09/28/97	L	17-20	at Kansas City Chiefs	77,877
11/16/97	L	17-20	at New Orleans Saints	50,493

Denver 20, at Seattle 17 — Sunday, October 29, 1978

The Broncos Jim Turner kicked a second-chance 18-yard field goal 12:59 into overtime for the win. Turner missed an 18-yarder the play before but the Seahawks were penalized for 12 men on the field. Denver's Steve Foley intercepted a pass at the Seattle 36 to set up the drive. The Broncos had three possessions in the overtime and Seattle two.

at Seattle 51, Kansas City 48 — Sunday, November 27, 1983

Norm Johnson's third 42-yard field goal of the day, with 1:46 gone, gave the Seahawks the win in the highest-scoring game in Seattle history and the third-highest in NFL history. Seattle had the only possession in overtime, driving 24 yards in four plays. Zachary Dixon's 47-yard kickoff return to the Chiefs 48 started the drive, which featured four Curt Warner runs to the Kansas City 24 before Johnson kicked his field goal on third down. Warner set team records with 32 rushes, 207 rushing yards, and scored three touchdowns. Johnson had tied the game with two seconds left in regulation with a 42-yarder.

at Denver 13, Seattle 10 — Sunday, October 20, 1985

Rich Karlis booted a 24-yard field goal 9:19 into overtime for the win. Each team had three possessions, with the first two ending in punts. Seattle's third drive ended in Daniel Hunter's interception and 20-yard return to the Seahawks 15. Karlis booted his field goal four plays later.

Denver 24, at Seattle 21 — Sunday, October 22, 1989

David Treadwell kicked a 27-yard field goal 7:46 into overtime. Seattle won the toss and drove to the Broncos 22 where Norm Johnson's 40-yard field goal was wide left. After a Denver punt, Denver's Dennis Smith intercepted a Dave Krieg pass and returned it 28 yards to the Seattle 10, where Treadwell kicked a field goal on the next play.

at Denver 34, Seattle 31 — Sunday, September 23, 1990

David Treadwell's 25-yard field goal 9:14 into overtime capped Denver's first overtime possession. Seattle won the toss and drove to the Denver 26 where Johnson's 44-yard field goal was wide right. The Broncos then moved from their own 26 to the Seattle 8 setting up the kick.

Seattle 13, at San Diego 10 — Sunday, November 25, 1990

Norm Johnson's 40-yard field goal came 3:01 into overtime and was set up by Rufus Porter's recovery of a Nesby Glasgow forced fumble at the Chargers 23.

at Seattle 13, Houston 10 — Sunday, December 2, 1990

De ja vu. Norm Johnson's 42-yard field goal 4:25 into overtime was set up by David Wyman's recovery of a Tony Woods forced fumble at the Houston 27.

L.A. Raiders 23, at Seattle 20 — Sunday, October 13, 1991

Jeff Jaeger's 37-yard field goal 6:37 into overtime was the winner. After both team's punted on their first possession, Los Angeles' Ronnie Lott intercepted Jeff Kemp at the Seattle 19 and Jaeger kicked the game-winner on the next play.

at Seattle 16, Denver 13 — Sunday, November 30, 1992

John Kasay redeemed himself with a 32-yard field goal 11:10 into overtime as Seattle snapped an eight-game losing streak. Kasay had missed a 33-yarder on Seattle's second overtime possession. Denver had three possessions and Seattle four. The Seahawks special teams and defense set up the game-winning drive by downing a punt at the Denver 4 and holding the Broncos to no yards on three plays. Seattle drove 24 yards in four plays for the winner.

Philadelphia 20, at Seattle 17 — Sunday, December 13, 1992

Roger Ruzek's 44-yard field goal as the gun sounded ended the longest game in Seattle history (75:00). The Eagles gained 101 yards and controlled the ball for 10:02 on three overtime possessions, while holding the Seahawks to 20 yards on two.

Phoenix 30, at Seattle 27 — Sunday, December 19, 1993

Greg Davis kicked a club record and personal best 55-yard field goal on the last play of regulation and added a 41-yarder on the Cardinals only overtime possession for the win. Davis' 55-yard kick capped a 27-yard, 7-play drive after Seattle took a 27-24 lead on Rick Mirer's one-yard run with 1:22 left. Steve Beuerlein hit 5-of-6 passes on Phoenix's 57-yard, 13-play game-winning drive. It was the only possession in overtime by either team.

Cincinnati 20, at Seattle 17 — Sunday, November 6, 1994

Doug Pelfrey kicked his Cincinnati record sixth field goal of the game, a 26-yarder, 8:14 into overtime to give the winless Bengals (0-8) their first victory of the season. Pelfrey's kick came one play after quarterback Jeff Blake connected on a 76-yard pass to Darnay Scott to the Seattle 7. Each team had two possessions in the overtime. The game marked the Seahawks first game in the Kingdome, which had been undergoing ceiling tile repairs since mid-July.

at Arizona 20, Seattle 14 — Sunday, October 29, 1995

Lorenzo Lynch returned a deflected pass 72 yards for a touchdown with 3:33 left in overtime. His return ended a game that had a combined 11 turnovers, seven by Seattle, including a team record eight fumbles. Each team had chances to win late, but Seattle lost a fumble into the Cardinals end zone and had a field goal blocked while Arizona had a field goal blocked. After the block, the Seahawks moved to the Cardinals 33 where a second-and-six pass was deflected into Lynch's hand.

at Kansas City 20, Seattle 17 — Sunday, September 28, 1997

Pete Stoyanovich's 41-yard field goal with 1:56 left in overtime gave the Chiefs the win. Safety James Woods picked off a Seahawks pass and return it to midfield setting up the Chiefs game-winning drive. Marcus Allen, who'd scored two touchdowns, ran four times for eight yards on the drive, including a two-yard drive on a third-and-one play. Each team had two possessions in overtime.

at New Orleans 20, Seattle 17 — Sunday, November 16, 1997

Doug Brien's 48-yard field goal one play after Winfred Tubbs' interception gave the Saints the win 17 seconds into overtime. Tubbs picked off his pass on Seattle's first play and returned it to the Seahawks 20 setting up Brien. Both teams had chances to win late in regulation after Seattle had tied the game with 1:40 left. New Orleans drove to the Seahawks 29 with 51 seconds left, but lost a fumble. Seattle then moved to the Saints 27, but missed a 45-yard field goal with 19 seconds left.

PLAYOFF GAMES

AFC Wild Card Game

Seattle Seahawks 31, Denver Broncos 7

Saturday, December 24, 1983 — Kingdome

Dave Krieg threw three touchdown passes to lead the Seahawks to a win in the first playoff game in their history. Krieg, who completed 12-of-13 passes, increased a 10-7 Seahawks halftime lead with touchdown passes on Seattle's first two second half possessions. Seattle scored on the game's opening drive on a Krieg touchdown pass. After a Denver touchdown, Seattle took the lead for good with a field goal. Krieg then opened the second half by throwing two touchdown passes. Seattle recorded three takeaways, all deep in Seahawks territory. Of Denver's 360 total yards, 140 were gained on their last two drives. Steve DeBerg, who was activated two days before the game after missing nine games with a shoulder injury, was 14-of-19 for 131 yards, before being replaced midway through the fourth quarter by rookie John Elway. Both teams had 9-7 records in the regular season with Seattle gaining the home field advantage by virtue of their win on the season's last week and Denver's loss at Kansas City.

Denver	7	0	0	0	—	7
Seattle	7	3	7	14	—	31
SEA 1	4:42	0-7	Largent 17 pass Krieg (N. Johnson kick) [8-62, 4:33]			
DEN 1	11:22	7-7	Myles 13 pass DeBerg (Karlis kick) [9-76, 4:08]			
SEA 2	5:35	7-10	N. Johnson 37 FG [9-32, 4:33]			
SEA 3	7:02	7-17	Metzelaars 5 pass Krieg (N. Johnson kick) [5-73, 3:19]			
SEA 4	0:04	7-24	Johns 18 pass Krieg (N. Johnson kick) [9-61, 4:17]			
SEA 4	5:26	7-31	Hughes 2 run (N. Johnson kick) [9-64, 4:43]			
Att.	—	60,752				

STARTERS

OFFENSE

TE	- Metzelaars
LT	- Essink
LG	- Bailey
C	- Bush
RG	- Pratt
RT	- August
TE	- Young
WR	- Largent
QB	- Krieg
RB	- Warner
FB	- C. Bryant
K	- N. Johnson

DEFENSE

LE	- Green
NT	- Nash
RE	- J. Bryant
LOLB	- Scholtz
LILB	- Norman
RILB	- Butler
ROLB	- Gaines
LCB	- Justin
RCB	- Brown
SS	- Easley
FS	- Harris
P	- West

INDIVIDUAL STATISTICS

RUSHING

Denver	Att	Yds	LG	TD
Winder	16	59	35	0
Poole	7	25	7	0
TOTAL	33	125	35	0
Seattle	Att	Yds	LG	TD
Warner	23	99	15	0
Hughes	3	16	9	1
TOTAL	38	145	15	1

PASSING

Denver	A	C	Yds	TD	I
DeBerg	19	14	131	1	1
Elway	15	10	123	0	1
TOTAL	34	24	254	1	2
Seattle	A	C	Yds	TD	I
Krieg	13	12	200	3	0
TOTAL	13	12	200	3	0

PASS RECEIVING

Denver	No	Yds	LG	TD
Myles	7	73	18	1
Watson	4	51	22	0
Poole	4	17	8	0
Simpson	3	52	31	0
TOTAL	24	254	31	1
Seattle	No	Yds	LG	TD
Largent	4	76	34	1
Warner	3	22	9	0
Johns	2	59	41	1
Young	2	38	28	0
Metzelaars	1	5	5	1

TEAM STATISTICS

	Denver	Seattle
Total First Downs	21	17
Rush/Pass/Penalty	5/14/2	8/9/0
Third Down Eff.	9/17 52.9%	5/10 50.0%
Fourth Down Eff.	1/2 50.0%	1/1 100.0%
Total Net Yards	360	324
Total Off. Plays	69	53
Avg. Per Play	5.2	6.1
Net Yards Rushing	125	145
Total Rushing Plays	33	38
Avg. Gain Per Rush	3.8	3.8
Net Yards Passing	235	179
Times Sacked/Yards Lost	2-19	2-21
Pass Atts-Comps-Ints	34-24-2	13-12-0
Avg. Gain Per Pass Play	6.5	11.9
Punts-No. and Avg.	4-47.8	3-41.7
Had Blocked	0	0
Penalties-No. and Yards	5-35	3-34
Return Yardage	128	146
Fumbles-No. and Lost	1-1	1-0
Touchdowns	1	4
Rush/Pass/Return	0/1/0	1/3/0
Extra Points Made-Atts	1-1	4-4
Field Goals Made-Att	0-0	1-1

DEFENSE

Denver — Tackles: Ryan 7. Sacks: Manor 1.0, Woodard 1.0. Interceptions: None. Forced Fumbles: None. Fumble Recoveries: None.
 Seattle — Tackles: Easley 11. Sacks: Clancy 1.0, Easley 1.0. Interceptions: G. Johnson 1, Justin 1. Forced Fumbles: Robinson 1. Fumble Recoveries: Moyer 1.

AFC DIVISIONAL PLAYOFFS

Seattle Seahawks 27, Miami Dolphins 20

Saturday, December 31, 1983 — Orange Bowl

Seattle scored 10 points in a 33 second span late in the fourth quarter to upset the highly favored and defending AFC Champion Dolphins at home. Trailing 20-17 with 3:43 left, Dave Krieg connected twice with Steve Largent for 16 and 40 yards to put the ball at the Dolphins two where Curt Warner scored. Sam Merriman recovered a Fulton Walker fumble on the ensuing kickoff to set up Norm Johnson's field goal. When Walker fumble the kickoff again, Seattle recovered and ran out the clock. Miami scored first, but missed the point after allowing Seattle to take a 7-6 lead on Krieg's pass to Cullen Bryant. Zachary Dixon set the score up with a 59-yard kickoff-off return. Dan Marino's second touchdown pass of the first half gave the Dolphins a 13-7 halftime lead. Seattle regained the lead on Warner's one yard run which was set up by John Harris' fumble recovery. Johnson then added a field goal for a 17-13 lead after Kerry Justin's interception. Krieg was intercepted off with 4:34 left setting up the Dolphins go-ahead touchdown before rebounding with his completions to Largent, who had been held without a reception. The Seattle defense forced five turnovers 70 set up 13 points. Dave Brown had 10 tackles and Keith Butler nine for Seattle. Harris had four tackles, an interception and a fumble recovery. Miami entered the game 12-4 and winners of the AFC East, while Seattle qualified as a wild card with a 9-7 mark.

Seattle		0	7	7	13	—	27
Miami		0	13	0	7	—	20
MIA	2	2:23	0-6	D. Johnson 19 pass Marino (kick blocked) [12-80, 5:44]			
SEA	2	5:41	7-6	C. Bryant 6 pass Krieg (N. Johnson kick) [6-38, 3:16]			
MIA	2	9:17	7-13	Duper 32 pass Marino (von Schamann kick) [7-74, 3:36]			
SEA	3	8:34	14-13	Warner 1 run (N. Johnson kick) [8-55, 3:53]			
SEA	4	4:18	17-13	N. Johnson 27 FG [9-40, 4:18]			
MIA	4	11:17	17-20	Bennett 2 run (von Schamann kick) [3-16, 0:51]			
SEA	4	13:12	24-20	Warner 2 run (N. Johnson kick) [5-66, 1:55]			
SEA	4	13:34	27-20	N. Johnson 37 FG [4-8, 0:24]			
Att.	—	71,032					

STARTERS

OFFENSE	
TE	- Metzelaars
LT	- Essink
LG	- Bailey
C	- Bush
RG	- Pratt
RT	- August
TE	- Young
WR	- Largent
QB	- Krieg
RB	- Warner
FB	- C.Bryant
K	- N.Johnson
DEFENSE	
LE	- Green
NT	- Nash
RE	- J.Bryant
LOLB	- Scholtz
LILB	- Robinson
RILB	- Butler
ROLB	- Gaines
LCB	- Justin
RCB	- Brown
SS	- Easley
FS	- Harris
P	- West

INDIVIDUAL STATISTICS

RUSHING

Seattle	Att	Yds	LG	TD
Warner	29	113	11	2
Bryant	5	22	6	0
TOTAL	42	151	12	2
Miami	Att	Yds	LG	TD
Nathan	8	19	9	0
Franklin	6	28	9	0
TOTAL	30	128	10	1

PASSING

Seattle	A	C	Yds	TD	I
Krieg	28	15	192	1	1
Zorn	1	0	0	0	0
TOTAL	29	15	192	1	1
Miami	A	C	Yds	TD	I
Marino	25	15	193	2	2
Clayton	1	0	0	0	0
TOTAL	26	15	193	2	2

PASS RECEIVING

Seattle	No	Yds	LG	TD
Warner	5	38	10	0
Johns	4	60	28	0
Largent	2	56	40	0
Doornink	2	26	16	0
C.Bryant	2	12	6	1
TOTAL	15	192	40	1
Miami	No	Yds	LG	TD
Duper	9	117	32	1
D. Johnson	2	29	19	1
Moore	2	26	13	0
TOTAL	15	193	32	2

TEAM STATISTICS

	Seattle	Miami
Total First Downs	21	21
Rush/Pass/Penalty	122/9/0	9/11/1
Third Down Eff.	8/17 47.1%	6/10 60.0%
Fourth Down Eff.	1/1 100.0%	0/0 0.0%
Total Net Yards	334	321
Total Off. Plays	72	56
Avg. Per Play	4.6	5.7
Net Yards Rushing	151	128
Total Rushing Plays	42	30
Avg. Gain Per Rush	3.6	4.3
Net Yards Passing	192	193
Times Sacked/Yards Lost	1/9	0/0
Pass Atts-Comps-Ints	29-15-1	26-15-2
Avg. Gain Per Pass Play	6.1	7.4
Punts-No. And Avg.	4-38.0	4-35.5
Had Blocked	0	0
Penalties-No. And Yards	2-15	5-30
Return Yardage	130	154
Fumbles-No. And Lost	0-0	3-3
Touchdowns	3	3
Rush/Pass/Return	2/1/0	1/2/0
Extra Points Made-Atts	3/3	3/3
Field Goals Made-Att	2-3	0-0
Time Of Possession	34:58	25:02

DEFENSE

Seattle — Tackles: Brown 10. Sacks: None. Interceptions: Harris 1, Justin 1. Forced Fumbles: Doornink 1, Gaines 1. Fumble Recoveries: Doornink 1, Harris 1, Merriman 1.
Miami — Tackles: Baumhower 13. Sacks: Baumhower 1.0. Interceptions: Small 1. Forced Fumbles: None. Fumble Recoveries: None.

AFC CHAMPIONSHIP GAME
Los Angeles Raiders 30, Seattle Seahawks 14
Sunday, January 8, 1984 — Memorial Coliseum

The Raiders stopped the Seahawks dream of a trip to the Super Bowl with a convincing 30-14 win in Seattle's first appearance in the AFC Championship Game. The Raiders, who compiled an AFC-best 12-4 record during the regular season, jumped to a 27-0 lead and were never threatened. Frank Hawkins rushed for a pair of touchdowns and Chris Bahr had two field goals in the first half, which saw Los Angeles score 17 points in the last 4:17 of the second quarter. Key was a 49-yard Malcolm Barnwell pass reception setting up a touchdown and a Mike Davis interception which led to a Bahr field goal. The Raiders held a 226-16 yard advantage at halftime, including holding Seattle to a -9 yards passing. The Raiders had run 36 plays to Seattle's 23. Marcus Allen extended the Raiders lead to 27-7 with a third quarter touchdown reception. The Seahawks scored two late touchdowns sandwiched around another Bahr field goal for the final margin. Los Angeles controlled the ball for 37:06 and out-gained Seattle 401 yards to 167. Seattle suffered five interceptions and allowed four sacks. Allen accounted for 216 total yards from scrimmage, rushing for 154 and catching seven passes for 62. The Raiders were playing in their 11th AFL/AFC title game and won for the fourth time to earn a berth in Super Bowl XVIII. Los Angeles went on to defeat the defending world champion Washington Redskins, 38-9, in the Super Bowl.

Seattle	0	0	7	7	—	14
Los Angeles	3	17	7	3	—	30
LA 1	6:13	0-3	Bahr 20 FG [6-23, 2:43]			
LA 2	10:43	0-10	Hawkins 1 run (Bahr kick) [9-61, 4:40]			
LA 2	13:54	0-17	Hawkins 5 run (Bahr kick) [4-60, 1:26]			
LA 2	14:57	0-20	Bahr 45 FG [5-33, 0:38]			
LA 3	8:11	0-27	Allen 3 pass Plunkett (Bahr kick) [2-46, 1:09]			
SEA 3	10:59	7-27	Doornink 11 pass Zorn (N. Johnson kick) [10-74, 4:01]			
LA 4	11:03	7-30	Bahr 35 FG [7-19, 3:49]			
SEA 4	13:44	14-30	Young 9 pass Zorn (N. Johnson kick) [9-71, 2:41]			
Att.	—	88,734				

STARTERS	
OFFENSE	
TE	- Metzelaars
LT	- Essink
LG	- Bailey
C	- Bush
RG	- Pratt
RT	- August
TE	- Young
WR	- Largent
QB	- Krieg
RB	- Warner
FB	- C.Bryant
K	- N.Johnson
DEFENSE	
LE	- Green
NT	- Nash
RE	- J.Bryant
LOLB	- Scholtz
LILB	- Robinson
RILB	- Butler
ROLB	- Gaines
LCB	- Justin
RCB	- Brown
SS	- Easley
FS	- Harris
P	- West

INDIVIDUAL STATISTICS

RUSHING				
Seattle	Att	Yds	LG	TD
Warner	11	26	7	0
Hughes	3	14	8	0
TOTAL	18	65	10	0
Los Angeles	Att	Yds	LG	TD
Allen	25	154	43	0
Hawkins	10	24	8	2
Plunkett	7	26	10	0
TOTAL	46	205	43	2
PASSING				
Seattle	A	C	Yds	TD
Krieg	9	3	12	0
Zorn	27	14	134	2
TOTAL	36	17	146	2
Los Angeles	A	C	Yds	TD
Plunkett	24	17	214	1
TOTAL	24	17	214	1
PASS RECEIVING				
Seattle	No	Yds	LG	TD
Doornink	6	48	12	1
Johns	5	49	14	0
Largent	2	25	14	0
Warner	2	10	12	0
TOTAL	17	146	14	2
Los Angeles	No	Yds	LG	TD
Allen	7	62	16	1
Barnwell	5	116	49	0
Christensen	3	14	6	0
Branch	2	22	11	0
TOTAL	17	214	49	1

TEAM STATISTICS

	Seattle	Los Angeles
Total First Downs	16	21
Rush/Pass/Penalty	4/10/2	10/11/0
Third Down Eff.	2/12 16.7%	9/16 56.3%
Fourth Down Eff.	1/2 50.0%	0/1 0.0%
Total Net Yards	167	401
Total Off. Plays	58	72
Avg. Per Play	2.9	5.6
Net Yards Rushing	65	205
Total Rushing Plays	18	46
Avg. Gain Per Rush	2.9	5.6
Net Yards Passing	102	196
Times Sacked/Yards Lost	4/44	2/18
Pass Atts-Comps-Ints	37-17-5	24-17-2
Avg. Gain Per Pass Play	2.6	7.5
Punts-No. And Avg.	5-32.0	2-34.0
Penalties-No. And Yards	2-20	7-53
Return Yardage	144	100
Fumbles-No. And Lost	1-0	3-2
Touchdowns	2	3
Rush/Pass/Return	0/2/0	2/1/0
Extra Points Made-Atts	2/2	3/3
Field Goals Made-Att	0-0	3-3
Time Of Possession	22:54	37:06

DEFENSE

Seattle — Tackles: Nash 11, Butler 10. **Sacks:** Dufek 1.0, Gaines 1.0. **Interceptions:** G.Johnson 1, Scholtz 1. **Forced Fumbles:** Green 1, Scholtz 1. **Fumble Recoveries:** Bryant 2.

Los Angeles — Tackles: Squirek 7. **Sacks:** Townsend 2.0, Martin 1.0, Pickel 1.0. **Interceptions:** M.Davis 2, Hayes 1, McElroy 1, Millen 1. **Forced Fumbles:** Millen 1. **Fumble Recoveries:** None.

AFC WILD CARD GAME

Seattle Seahawks 13, Los Angeles Raiders 7 Sunday, December 22, 1984 — Kingdome

Dan Doornink rushed for a career-high 123 yards to help the Seahawks eliminate the defending Super Bowl champion Raiders. Seattle took a 7-0 lead into halftime on Dave Krieg's 26-yard second quarter touchdown pass to Daryl Turner. Seattle rushed for 34 yards on the 93-yard drive, which was keyed by a 23-yard pass interference penalty on Los Angeles' Lester Hayes putting the ball at the Raiders 33. Doornink contributed 18 yards on a third quarter drive to Norm Johnson's 35-yard field goal. That drive was set up by Keith Simpson's recovery of a Bruce Scholtz forced fumble at the Raiders 38. Johnson upped the lead to 13-0 with a 44-yard fourth quarter field goal. The Raiders broke into the scoring column on Jim Plunkett's 46-yard touchdown pass to Marcus Allen with 5:05 left. Seattle ran the clock down to 45 seconds on their next drive behind the running of Doornink, who carried four times for 13 yards, including a five-yard run on a third-and-two. He also contributed a 14-yard reception. The Raiders last drive ended with Kenny Easley's interception with four seconds left. Doornink, a seven-year veteran, had started only three times in the regular season and rushed for 215 yards. He contributed 82 of his total in the second half. The Seattle defense limited Los Angeles to 240 total yards, recorded six sacks, and forced three turnovers. Jacob Green had 2.5 of the sacks. Keith Butler had nine tackles, including a sack. Bill Pickel had 15 tackles and Vann McElroy 11 for the Raiders. Seattle played the game without starting left tackle Ron Essink (flu) and started Sid Abramowitz, who had one career start, in his place. Seattle's reliance on the run caused the Raiders to switch to a 4-4 defense for most of the second half, removing Hayes for an extra linebacker.

Los Angeles	0	0	0	7	—	7
Seattle	0	7	3	3	—	13
SEA 2 10:41	0-7	Turner 26 pass Krieg (Johnson kick) [9-93, 5:05]				
SEA 3 13:31	0-10	Johnson 35 FG [7-21, 2:33]				
SEA 4 4:10	0-13	Johnson 44 FG [5-23, 2:27]				
LA 4 9:55	7-13	Allen 46 pass Plunkett (Bahr kick) [7-78, 1:17]				
Att.	—	62,049				

STARTERS	
OFFENSE	
TE	- Tice
LT	- Abramowitz
LG	- Bailey
C	- Bush
RG	- Pratt
RT	- Cryder
TE	- Young
WR	- Largent
QB	- Krieg
RB	- Doornink
FB	- Hughes
K	- NJohnson
DEFENSE	
LE	- Green
NT	- Nash
RE	- J.Bryant
LOLB	- Scholtz
LILB	- Robinson
RILB	- Butler
ROLB	- Gaines
LCB	- Simpson
RCB	- Brown
SS	- Easley
FS	- Harris
P	- West

INDIVIDUAL STATISTICS

RUSHING

Los Angeles	Att	Yds	LG	TD
Allen	17	61	15	0
Hawkins	6	34	11	0
TOTAL	25	105	15	0
Seattle	Att	Yds	LG	TD
Doornink	27	123	14	0
Hughes	14	54	12	0
Lane	4	17	8	0
Krieg	3	10	13	0
TOTAL	49	202	14	0

PASSING

Los Angeles	A	C	Yds	TD	I
Plunkett	27	14	184	1	2
TOTAL	27	14	184	1	2
Seattle	A	C	Yds	TD	I
Krieg	10	4	70	1	0
TOTAL	10	4	70	1	0

PASS RECEIVING

Los Angeles	No	Yds	LG	TD
Allen	5	90	46	1
Hawkins	6	27	12	0
Barnwell	3	34	18	0
2 players with	1			
TOTAL	25	105	15	1
Seattle	No	Yds	LG	TD
Turner	1	26	26	1
Tice	1	20	20	0
Doornink	1	14	14	0
Hughes	1	10	10	0
TOTAL	4	70	26	1

TEAM STATISTICS

	Los Angeles	Seattle
Total First Downs	14	17
Rush/Pass/Penalty	5/8/1	12/4/1
Third Down Eff.	4/13 30.8%	2/13 15.4%
Fourth Down Eff.	0/0 0.0%	0/0 0.0%
Total Net Yards	240	248
Total Off. Plays	58	61
Avg. Per Play	4.1	4.1
Net Yards Rushing	105	202
Total Rushing Plays	25	49
Avg. Gain Per Rush	4.2	4.1
Net Yards Passing	135	46
Times Sacked/Yards Lost	6/49	2/24
Pass Atts-Comps-Ints	27-14-2	10-4-0
Avg. Gain Per Pass Play	4.1	3.8
Punts-No. And Avg.	8-41.9	8-37.8
Penalties-No. And Yards	8-68	7-55
Return Yardage	33	111
Fumbles-No. And Lost	2-1	0-0
Touchdowns	1	1
Rush/Pass/Return	0/1/0	0/1/0
Extra Points Made-Atts	1/1	1/1
Field Goals Made-Att	0-0	2-2
Time Of Possession	25:41	34:19

DEFENSE

Los Angeles — Tackles: McElroy 11. **Sacks:** Alzado 2.0. **Interceptions:** None. **Forced Fumbles:** None. **Fumble Recoveries:** None.
Seattle — Tackles: Butler 9, Green 9. **Sacks:** Green 2.5, Butler 1.0, Fanning 1.0, Mangiero 1.0, Bryant 0.5. **Interceptions:** Easley 1, Harris 1. **Forced Fumbles:** Butler 1, Scholtz 1. **Fumble Recoveries:** Simpson 1.

AFC DIVISIONAL PLAYOFFS

Miami Dolphins 31, Seattle Seahawks 10

Saturday, December 29, 1984 — Orange Bowl

Dan Marino threw three touchdown passes to lead the Dolphins to a divisional playoff win in the Orange Bowl. Miami, which had the AFC's best regular season record, 14-2, will host the AFC Championship Game. Seattle, which finished the regular season a franchise best 12-4, was eliminated. The win also avenged a 27-20 Seahawks win in the divisional round of the 1983 AFC playoffs. Marino threw two of his scoring passes in the third quarter to break open what had been a 14-10 Miami halftime lead. Marino, who set an NFL record with 48 touchdown passes during the season, was 7-of-8 for 50 yards on the first scoring drive. On the second, he found Mark Clayton two plays after a short punt gave Miami the ball at the Seattle 33. Uwe von Schamann closed out the scoring with a fourth quarter field goal. Miami struck first on their second possession as Tony Nathan scored on a 14-yard run. After Seattle closed to 7-3, Marino found Jimmy Cefalo for a 34-yard touchdown on the Dolphins' next possession, one play after a Seattle interception was nullified by an off-sides penalty. Seattle closed to 14-10 on Dave Krieg's 56-yard touchdown pass to Steve Largent with 3:23 left in the half. Miami gained 405 yards as Marino passed for 262. Seattle's John Harris, a Miami native, picked off two passes in the first half. His 32-yard return with the first set up a field goal. He returned the second 13 yards to the Miami 45, but the Dolphins held, forcing a punt.

Seattle	0	10	0	0	—	10
Miami	7	7	14	3	—	31
MIA	1	10:51	0-7	Nathan 14 run (von Schamann kick) [8-68, 4:01]		
SEA	2	1:24	3-7	Johnson 27 FG [7-29, 3:08]		
MIA	2	4:07	3-14	Cefalo 34 pass Marino (von Schamann kick) [4-60, 2:43]		
SEA	2	11:37	10-14	Largent 56 pass Krieg (Johnson kick) [4-70, 1:47]		
MIA	3	10:35	10-21	Hardy 3 pass Marino (von Schamann kick) [13-76, 5:40]		
MIA	3	12:35	10-28	Clayton 33 Marino (von Schamann kick) [2-33, 0:46]		
MIA	4	3:32	10-31	von Schamann 37 FG (8-69, 3:55)		
Att.	—	73,469				

STARTERS

OFFENSE

TE	- Tice
LT	- Essink
LG	- Bailey
C	- Bush
RT	- Pratt
RG	- Cryder
TE	- Young
WR	- Largent
QB	- Krieg
RB	- Doornink
FB	- Hughes
K	- N.Johnson

DEFENSE

LE	- Green
NT	- Nash
RE	- J.Bryant
LOLB	- Scholtz
LILB	- Robinson
RILB	- Butler
ROLB	- Gaines
LCB	- Simpson
RCB	- Brown
SS	- Easley
FS	- Harris
P	- West

INDIVIDUAL STATISTICS

TEAM STATISTICS

RUSHING

Seattle	Att	Yds	LG	TD	Total First Downs
Doornink	10	35	8	0	Rush/Pass/Penalty
Hughes	7	14	7	0	Third Down Eff.
TOTAL	18	51	8	0	Fourth Down Eff.

Miami	Att	Yds	LG	TD	Total Net Yards
Nathan	18	76	14	1	Total Off. Plays
Bennett	11	41	14	0	Avg. Per Play
P. Johnson	6	22	11	0	Net Yards Rushing
TOTAL	36	143	14	1	Total Rushing Plays

Seattle	A	C	Yds	TD	I	Net Yards Passing
Krieg	35	20	234	1	0	Times Sacked/Yards Lost
TOTAL	35	20	234	1	0	Pass Atts-Comps-Ints

Miami	A	C	Yds	TD	I	Avg. Gain Per Pass Play
Marino	34	21	262	3	2	Punts-No. And Avg.
TOTAL	34	21	262	3	2	Had Blocked

Seattle	No	Yds	LG	TD	Penalties-No. And Yards
Largent	6	128	56	1	Return Yardage
Doornink	6	23	9	0	Fumbles-No. And Lost
Turner	3	38	21	0	Touchdowns
Skansi	2	31	24	0	Rush/Pass/Return
TOTAL	4	70	26	1	Extra Points Made-Atts

Miami	No	Yds	LG	TD	Field Goals Made-Att
Clayton	5	75	33	1	Time Of Possession
Nathan	4	20	12	0	
Hardy	3	48	32	1	
Duper	3	32	15	0	
2 players with	2				
TOTAL	21	262	34	3	

Seattle

8	22
2/6/0	8/12/2
5/15 33.3%	4/13 3130.8%
0/1 0.0%	1/1 100.0%
267	405
55	70
4.9	5.8
51	143
18	36
4.9	5.8
216	262
2/18	0/0
35-20-0	34-21-2
5.8	7.7
7-37.0	3-37.0
0	0
4-20	1-5
127	81
1-1	0-0
1	4
0/1/0	1/3/0
1/1	4/4
1-2	1-3
24:12	35:48

DEFENSE

Seattle — Tackles: Butler 8, Easley 8. Sacks: None. Interceptions: Harris 2. Forced Fumbles: None. Fumble Recoveries: None.
Miami — Tackles: M. Brown 10. Sacks: Brudzinski 1.0, Betters 1.0. Interceptions: None. Forced Fumbles: McNeil 1. Fumble Recoveries: Benson 1.

AFC WILD CARD PLAYOFFS

Houston Oilers 23, Seattle Seahawks 20 (overtime)

Sunday, January 3, 1988 — AstroDome

Tony Zendejas' 42-yard field goal 8:05 into overtime gave the Oilers the win over the Seahawks in Houston's first playoff game since 1980. The win puts the Oilers in the divisional playoffs at the Denver Broncos. Zendejas' kick capped a 61-yard drive on the Oilers first overtime possession. Warren Moon completed 3-of-4 passes on the drive's first five plays, for 37 yards, before Mike Rozier ran six times for 27 yards setting up Zendejas. Seattle forced overtime with an 80-yard drive that ended with Steve Largent's touchdown reception from Dave Krieg with 26 seconds left. The drive, which was set up a miss by Zendejas from 29 yards, featured a fourth-and-10 and third-and-10 conversions from Krieg, was only 4-of-10 on the drive, but accounted for all 80 yards. Seattle won the overtime coin toss, but was forced to punt after three plays. Playing without Curt Warner (ankle), the NFL's third-leading rusher, Seattle was out-gained 437-250, including 178-29 on the ground. Houston held the ball for 47:44 compared to Seattle's 20:21. Despite this, the Seahawks grabbed a 7-0 lead just 3:16 into the game. Melvin Jenkins picked off a pass on Houston's third play setting up a Krieg touchdown pass. Zendejas had a pair of field goals around a Rozier touchdown. After two Johnson field goals tied the score, Moon threw a touchdown pass to Willie Drewrey, the first of his career, for a 20-13 lead.

STARTERS

OFFENSE	
WR	- Butler
LT	- Mattes
LG	- Bailey
C	- Feasel
RG	- Millard
RT	- Wilson
TE	- Tice
WR	- Largent
QB	- Krieg
RB	- Williams
FB	- Burse
K	- N'Johnson
DEFENSE	
LE	- Green
NT	- Nash
RE	- J.Bryant
LOLB	- Scholtz
LILB	- Young
RILB	- Bosworth
ROLB	- Gaines
LCB	- Jenkins
RCB	- Hunter
SS	- Easley
FS	- Robinson
P	- West

Seattle	7	3	3	7	0	—	20
Houston	3	10	7	0	3	—	23
SEA 1	3:16	7-0	Largent 20 pass Krieg (Johnson kick) [3-54, 1:38]				
HOU 1	10:16	7-3	Zendejas 47 FG [11-51, 7:00]				
HOU 2	1:43	7-10	Rozier 1 run (Zendejas kick) [9-48, 4:20]				
HOU 2	8:11	7-13	Zendejas 49 FG [7-27, 4:33]				
SEA 2	11:50	10-13	Johnson 33 FG [4-4, 0:48]				
SEA 3	6:37	13-13	Johnson 41 FG [6-16, 2:16]				
HOU 3	12:26	13-20	Drewrey 29 pass Moon (Zendejas kick) [9-84, 5:49]				
SEA 4	14:34	20-20	Largent 12 pass Krieg (Johnson kick) [10-80, 1:21]				
HOU 5	8:05	20-23	Zendejas 42 FG [12-61, 6:53]				
Att.	—	49,622					

INDIVIDUAL STATISTICS

RUSHING

Seattle	Att	Yds	LG	TD
Williams	7	27	10	0
Morris	4	2	4	0
TOTAL	11	29	10	0
Houston	Att	Yds	LG	TD
Higsmith	12	74	16	0
Rozier	21	66	11	1
Pinkett	11	29	5	0
TOTAL	50	178	16	1

PASSING

Seattle	A	C	Yds	TD	I
Krieg	38	16	237	2	0
Williams	1	0	0	0	0
TOTAL	39	16	237	2	0
Houston	A	C	Yds	TD	I
Moon	32	21	273	1	1
TOTAL	32	21	273	1	1

PASS RECEIVING

Seattle	No	Yds	LG	TD
Largent	7	132	33	2
Butler	3	73	32	0
Williams	2	5	3	0
Skansi	2	13	7	0
TOTAL	16	237	33	2
Houston	No	Yds	LG	TD
Givins	7	89	19	0
D. Hill	6	84	15	0
Drewrey	3	62	29	1
Higsmith	2	17	11	0
TOTAL	21	273	29	1

TEAM STATISTICS

	Seattle	Houston
Total First Downs	11	27
Rush/Pass/Penalty	1/10/0	9/18/0
Third Down Eff.	2/12 16.7%	10/18 55.6%
Fourth Down Eff.	1/1 100.0%	0/0 0.0%
Total Net Yards	250	437
Total Off. Plays	52	84
Avg. Per Play	4.8	5.2
Net Yards Rushing	29	178
Total Rushing Plays	11	50
Avg. Gain Per Rush	2.6	3.6
Net Yards Passing	221	259
Times Sacked/Yards Lost	2/16	2/14
Pass Atts-Comps-Ints	39-16-0	32-21-1
Avg. Gain Per Pass Play	5.3	7.6
Punts-No. And Avg.	7-44.3	3-35.0
Penalties-No. And Yards	3-20	4-25
Return Yardage	226	92
Fumbles-No. And Lost	1-1	2-1
Touchdowns	2	2
Rush/Pass/Return	0/2/0	1/1/0
Extra Points Made-Atts	2/2	2/2
Field Goals Made-Att	2-2	3-5
Time Of Possession	20:21	47:44

DEFENSE

Seattle — Tackles: Bosworth 17, Robinson 15, Easley 12, Jenkins 12, Young 12. **Sacks:** Bryant 1.0, Gaines 1.0. **Interceptions:** Jenkins 1. **Forced Fumbles:** Young 1. **Fumble Recoveries:** Young 1. **Houston — Tackles:** Bostic 5, Childress 5, Meads 5. **Sacks:** Childress 1.0, Lyles 0.5, Meads 0.5. **Interceptions:** None. **Forced Fumbles:** None. **Fumble Recoveries:** Bostic 1.

AFC DIVISIONAL PLAYOFFS

Cincinnati Bengals 21, Seattle Seahawks 13

Saturday, December 31, 1988 — Riverfront Stadium

In a matchup of division winners, the Bengals used the running of rookie Ickey Woods to defeat the Seahawks in Riverfront Stadium. With the win, Cincinnati earned the right to host the AFC Championship Game. Woods rushed for 126 of the Bengals 254 yards helping set up two short Stanley Wilson touchdown runs. Woods scored on third short run to give the Bengals a 21-0 halftime lead. Cincinnati rushed for 165 yards in the half, 70 by Woods and 60 by James Brooks, and controlled the ball for 20:35. The Seahawks scored first in the fourth quarter after Joe Nash recovered a Jacob Green forced fumble on the Bengals 31. Dave Krieg passed seven yards to John L. Williams for the score. After a punt, Seattle drove 69 yards capped by Krieg's one-yard run, but missed the extra point, to trail by eight. Seattle out-gained the Bengals 245-116 in the second half. Williams caught 11 passes for 137 yards for the Seahawks, both team postseason records. The 11 receptions was also the third most in a postseason game in NFL history. The Seahawks were hampered by an ankle injury suffered by Curt Warner in the season finale at the Los Angeles Raiders, which held him to 11 yards on eight carries. The Bengals earned the right to host the game after posting an AFC-best 12-4 record. Seattle was 9-7 and won their first AFC West title. Cincinnati went on to defeat the Buffalo Bills and represented the AFC in Super Bowl XXIII.

Seattle	0	0	0	13	—	13
Cincinnati	7	14	0	0	—	21
CIN 1	5:59	0-7	Wilson 3 run (Breech kick) [11-85, 5:41]			
CIN 2	3:25	0-14	Wilson 3 run (Breech kick) [7-75, 5:32]			
CIN 2	7:20	0-21	Woods 1 run (Breech kick) [5-56, 3:00]			
SEA 4	3:20	7-21	Williams 7 pass Krieg (Johnson kick) [5-31, 1:44]			
SEA 4	8:55	13-21	Krieg 1 run (kick wide right) [9-69, 3:33]			
Att. —	58,560					

STARTERS

OFFENSE

WR	- Blades
LT	- Mattes
LG	- Bailey
C	- Bush
RG	- Millard
RT	- Wilson
TE	- Tice
WR	- Largent
QB	- Krieg
RB	- Warner
FB	- Williams
K	- Johnson

DEFENSE

LE	- Green
NT	- Nash
RE	- J.Bryant
LOLB	- Scholtz
LILB	- Comeaux
RILB	- Wyman
ROLB	- Woods
LCB	- Taylor
RCB	- Jenkins
SS	- Moyer
FS	- Robinson
P	- West

INDIVIDUAL STATISTICS

RUSHING

Seattle	Att	Yds	LG	TD
Warner	8	11	8	0
Williams	7	10	3	0
TOTAL	16	22	8	1
Cincinnati	Att	Yds	LG	TD
Woods	23	126	30	1
Brooks	13	72	26	0
Wilson	7	45	20	2
TOTAL	47	254	30	3

PASSING

Seattle	A	C	Yds	TD	I
Krieg	50	24	297	1	2
TOTAL	50	24	297	1	2
Cincinnati	A	C	Yds	TD	I
Esiason	19	7	108	0	0
TOTAL	19	7	108	0	0

PASS RECEIVING

Seattle	No	Yds	LG	TD
Williams	11	137	37	1
Blades	5	78	24	0
Butler	2	40	32	0
Largent	2	17	12	0
TOTAL	24	297	37	1
Cincinnati	No	Yds	LG	TD
Holman	3	44	24	0
Collinsworth	1	30	30	0
Brown	1	23	23	0
Brooks	1	9	9	0
Riggs	1	2	2	0
TOTAL	7	108	30	0

TEAM STATISTICS

	Seattle	Cincinnati
Total First Downs	19	22
Rush/Pass/Penalty	1/16/2	17/5/0
Third Down Eff.	2/12 16.7%	6/13 44.62%
Fourth Down Eff.	2/4 50.0%	0/1 0.0%
Total Net Yards	294	345
Total Off. Plays	69	68
Avg. Per Play	4.3	5.1
Net Yards Rushing	22	254
Total Rushing Plays	16	47
Avg. Gain Per Rush	1.4	5.4
Net Yards Passing	297	108
Times Sacked/Yards Lost	3/25	2/17
Pass Atts-Comps-Ints	50-24-2	19-7-0
Avg. Gain Per Pass Play	5.3	4.3
Punts-No. And Avg.	6-44.1	6-46.0
Had Blocked	0	0
Penalties-No. And Yards	5-45	2-29
Return Yardage	96	73
Fumbles-No. And Lost	1-1	3-2
Touchdowns	2	3
Rush/Pass/Return	1/1/0	3/0/0
Extra Points Made-Atts	2-3	4-4
Field Goals Made-Att	0-0	0-0
Time Of Possession	24:41	35:19

DEFENSE

Seattle — **Tackles:** Robinson 11. **Sacks:** Clarke 1.0, Green 1.0. **Interceptions:** None. **Forced Fumbles:** Clarke 1, Green 1. **Fumble Recoveries:** Jenkins 1, Nash 1.
 Cincinnati — **Tackles:** Krumrie 7. **Sacks:** Buck 1.0, Skow 1.0, Williams 1.0. **Interceptions:** Thomas 1, Wilcoits 1. **Forced Fumbles:** Krumrie 1. **Fumble Recoveries:** Skow 1.

PRESEASON RESULTS

1976

Preseason (1-5)

Sun.	8/1	L	20-27	San Francisco 49ers	60,825
Sat.	8/7	L	16-27	Chicago Bears (Spokane, Washington)	14,484
Sat.	8/14	L	13-16	L.A. Rams	62,532
Sat.	8/21	L	7-52	at Denver Broncos	22,887
Sun.	8/29	W	17-16	San Diego Chargers	59,092
Sat.	9/4	L	28-45	at Oakland Raiders	51,487

1977

Preseason (3-3)

Sun.	8/7	W	34-24	at San Francisco 49ers	38,024
Sat.	8/13	W	23-17 (ot)	Dallas Cowboys	58,789
Thur.	8/18	W	12-10	Oakland Raiders	62,187
Sat.	8/27	L	14-16	Detroit Lions	56,345
Fri.	9/2	L	10-27	Denver Broncos	54,916
Sun.	9/11	L	20-38	at San Diego Chargers	27,505

1978

Preseason (3-1)

Fri.	8/4	W	17-9	San Diego Chargers	58,853
Sat.	8/12	W	20-6	at San Francisco 49ers	36,069
Thur.	8/17	L	7-26	L.A. Rams	63,235
Thur.	8/24	W	16-7	Chicago Bears	54,844

1979

Preseason (3-1)

Thur.	8/2	W	12-9 (ot)	Minnesota Vikings	60,881
Sun.	8/12	W	27-17	Dallas Cowboys	59,960
Sat.	8/18	L	17-21	at L.A. Rams	46,083
Fri.	8/24	W	55-20	San Francisco 49ers	59,941

1980

Preseason (3-1)

Thur.	8/7	W	14-10	Atlanta Falcons	59,555
Mon.	8/18	L	7-24	Miami Dolphins	59,550
Sat.	8/23	W	10-7	at San Francisco 49ers	41,841
Fri.	8/29	W	30-23	New England Patriots	56,947

1981

Preseason (1-3)

Wed.	8/5	L	24-27 (ot)	San Francisco 49ers	56,958
Fri.	8/14	L	21-30	St. Louis Cardinals	55,520
Sat.	8/22	L	17-24	at San Francisco 49ers	37,563
Fri.	8/28	W	31-17	Baltimore Colts	55,794

1982

Preseason (1-3)

Fri.	8/13	W	14-0	St. Louis Cardinals	55,575
Sat.	8/21	L	3-7	at Minnesota Vikings	57,880
Sat.	8/28	L	13-23	at L.A. Rams	54,537
Fri.	9/3	L	13-17	San Francisco 49ers	57,839

1983

Preseason (2-2)

Fri.	8/5	L	7-10	at Denver Broncos	53,887
Fri.	8/12	W	38-21	Green Bay Packers	54,443
Fri.	8/19	L	17-19	Minnesota Vikings	54,402
Sat.	8/27	W	20-6	at San Francisco 49ers	47,074

1984

Preseason (4-1)

Sat.	7/28	W	38-0	Tampa Bay Buccaneers (Hall of Fame Game, Canton, Ohio)	22,250
Sat.	8/4	W	7-3	Buffalo Bills	53,360
Sat.	8/11	W	28-24	at Detroit Lions	41,414
Fri.	8/17	W	17-7	St. Louis Cardinals	53,772
Fri.	8/24	L	7-17	at San Francisco 49ers	49,219

1985

Preseason (2-2)

Sat.	8/10	L	7-19	at Indianapolis Colts	60,014
Fri.	8/16	W	28-3	Detroit Lions	57,751
Sat.	8/24	W	27-10	at Minnesota Vikings	56,562
Fri.	8/30	L	21-23	San Francisco 49ers	60,403

1986

Preseason (2-2)

Fri.	8/8	W	21-14	Indianapolis Colts	55,443
Fri.	8/15	L	27-30 (ot)	at Detroit Lions	37,875
Fri.	8/22	W	27-17	Minnesota Vikings	57,730
Fri.	8/29	L	10-21	at San Francisco 49ers	52,419

1987

Preseason (2-2)

Thur.	8/13	L	14-23	at L.A. Rams	57,772
Sat.	8/22	L	21-28	at St. Louis Cardinals	25,309
Fri.	8/28	W	38-10	Detroit Lions	59,695
Fri.	9/4	W	34-10	San Francisco 49ers	59,653

1988

Preseason (3-1)

Thur.	8/4	W	21-14	Phoenix Cardinals	54,778
Thur.	8/11	W	16-13 (ot)	at Detroit Lions	37,993
Fri.	8/19	W	30-13	Buffalo Bills	57,000
Fri.	8/26	L	21-27	at San Francisco 49ers	53,357

1989

Preseason (3-1)

Fri.	8/11	W	16-10 (ot)	at Phoenix Cardinals	37,158
Sat.	8/19	L	12-17	New England Patriots at St. Louis, Missouri	48,746
Fri.	8/25	W	13-7	Detroit Lions	55,829
Fri.	9/1	W	28-17	San Francisco 49ers	58,641

1990

Preseason (4-1)

Sat.	8/4	L	7-10	Denver Broncos (American Bowl at Tokyo, Japan)	48,827
Sat.	8/11	W	34-9	at Phoenix Cardinals	31,316
Fri.	8/17	W	13-10	Indianapolis Colts	52,475
Fri.	8/24	W	10-3	Tampa Bay Buccaneers	52,301
Fri.	8/31	W	30-10	at San Francisco 49ers	55,269

1991

Preseason (2-2)

Sat.	8/3	L	13-31	Phoenix Cardinals	49,448
Sat.	8/10	W	17-7	at Indianapolis Colts	47,943
Sat.	8/17	W	23-7	at L.A. Rams	47,834
Fri.	8/23	L	16-28	San Francisco 49ers	54,111

1992

Preseason (2-2)

Thur.	8/6	L	7-21	L.A. Rams	52,360
Sat.	8/15	W	27-10	at Indianapolis Colts	43,272
Sat.	8/22	W	17-10	Phoenix Cardinals	51,007
Fri.	8/29	L	17-24	at San Francisco 49ers	52,822

1993

Preseason (2-2)

Sat.	8/7	L	13-16 (ot)	Indianapolis Colts	45,055
Sat.	8/14	L	10-23	at Minnesota Vikings	42,240
Sat.	8/21	W	30-0	San Francisco 49ers	51,086
Sat.	8/28	W	20-10	at Houston Oilers	43,678

1994

Preseason (2-2)

Fri.	8/5	L	9-13	at Indianapolis Colts	40,469
Sat.	8/13	W	29-6	*Tampa Bay Buccaneers	43,633
Sat.	8/20	W	30-19	*Minnesota Vikings	45,497
Fri.	8/26	L	9-13	at San Francisco 49ers	54,004

*home games played at Husky Stadium

1995

Preseason (2-2)

Sat.	8/5	W	34-20	St. Louis Cardinals	35,607
Sat.	8/12	L	17-20	Indianapolis Colts	38,006
Sun.	8/20	W	24-19	at New Orleans Saints	38,228
Fri.	8/26	L	7-17	at San Francisco 49ers	53,280

1996

Preseason (3-1)

Sat.	8/3	W	19-17	Atlanta Falcons	30,284
Thur.	8/8	W	24-19	at Oakland Raiders	38,219
Sat.	8/17	L	13-15	at Indianapolis Colts	38,930
Fri.	8/23	W	20-3	San Francisco 49ers	38,144

1997

Preseason (3-2)

Sat.	7/26	L	26-28	Minnesota Vikings	23,846
Sat.	8/2	W	34-6	Arizona Cardinals	49,445
Sat.	8/9	L	17-21	at San Francisco	50,153
Sat.	8/16	W	45-3	Indianapolis Colts	52,844
Fri.	8/22	W	31-28	at Cincinnati Bengals (Hall of Fame Game, Canton, Ohio)	43,637

1998

Preseason (4-1)

Sat.	7/31	W	20-19	at Dallas Cowboys	59,357
Sat.	8/8	W	24-21	Indianapolis Colts	52,645
Sat.	8/15	L	21-24	San Francisco 49ers (American Bowl, Vancouver, B.C.)	45,202
Sat.	8/22	W	31-24	at Arizona Cardinals	32,683
Fri.	8/28	W	21-20	San Francisco 49ers	57,014

TRAINING CAMP

The **Seattle Seahawks** returned to the site of their first 10 training camps in 1997, when the team opened camp at Eastern Washington University in Cheney.

From the team's inception in 1976 through 1985, the Seahawks traveled across the Cascade Mountain Range to hold their summer training camp at **EWU**.

Training camp moved to the current site of the team's headquarters in Kirkland, when the facility opened in 1986. While training at the Kirkland complex the team occupied the dorms and eating hall at Northwest College, adjacent to the team's complex.

The remote campus in **Cheney**, will once again host the Seahawks in 1999 with the team reporting on July 30.



FRANCHISE HISTORY

- 1972 — 6/15** Seattle Professional Football, a group of business and community leaders, announces their intention to attempt to secure a National Football League franchise for the City of Seattle. Herman Sarkowsky serves as spokesman for the group. **11/2** Construction begins on The Kingdome.
- 1974 — 6/4** The National Football League announces that Seattle will have a franchise for the 1976 season. **12/5** The National Football League announces that it has voted membership to Seattle Professional Football, Inc., headed by Lloyd W. Nordstrom with partners Herman Sarkowsky, D.E. "Ned" Skinner, Howard S. Wright, M. Lamont Bean, and Lynn P. Himmelman.
- 1975 — 3/6** John Thompson, Executive Director of the NFL Management Council, named General Manager. **6/17** Nickname "Seahawks" selected from 20,365 entries and 1,741 different names. One hundred fifty-one suggest "Seahawks." **7/25** Season ticket applications mailed. **7/28** Season ticket applications accepted — 24,168 received the first day. **8/23** Season ticket sales closed after target of 59,000 reached. **12/18** Seahawks agree to a 20-year lease agreement to play all games in the Kingdome.
- 1976 — 1/3** Jack Patera, defensive line coach of the Minnesota Vikings, named head coach. **1/20** Lloyd W. Nordstrom, spokesman for the Nordstrom family, the Seahawks' majority owner, dies of a heart attack while vacationing in Mexico. **3/30** Veteran Allocation held in New York City. Seahawks select 39 NFL veterans. **4/8-9** Seahawks select 25 collegians in their first college draft. Notre Dame's Steve Niehaus is the first choice and he flies to Seattle for evening news conference on April 8. **7/9** Seahawks open training camp at Eastern Washington University in Cheney. **8/1** Seahawks play first game before 60,825 fans in the Kingdome. San Francisco holds on to defeat Seattle, 27-20, as Jim Zorn is tackled on the 49ers' two-yard line when the gun sounds. **8/29** Seahawks capture first victory, a 17-16 preseason win over San Diego, as Ron Howard catches a three-yard Jim Zorn pass for the winning touchdown with only 13 seconds remaining in the contest. **9/12** Seattle opens regular season play with a near miss against St. Louis, 30-24. The game ends with the Cardinals intercepting a pass in the end zone. **10/17** Seahawks win Expansion Bowl with 13-10 victory over host Tampa Bay. Linebacker Mike Curtis blocks a Tampa Bay field goal attempt with 42 seconds remaining to preserve the victory. **11/7** Seahawks capture their first regular season victory at home with a 30-13 win over Atlanta. Sherman Smith becomes the first Seattle back to rush for over 100 yards with 124 yards on 14 carries.
- 1977 — 1/17** Seahawks host the Pro Bowl and it is the first sellout in the 27-year history of the game and is the largest crowd under the AFC vs. NFC format. AFC scores a 24-14 win before 63,214 fans. **5/3** Seattle trades its first-round draft choice, the second player in the draft, to Dallas for the Cowboys' first-round selection and three second-round picks. The Seahawks select Steve August, offensive guard from Tulsa, on the first round. **10/30** After missing four games with an injury, Jim Zorn returns to lead Seattle to a 56-17 triumph over Buffalo. The Seahawks set 15 club records and equal six, including Zorn's four TD passes. **11/13** Seattle defense blanks the New York Jets, 17-0, in Shea Stadium, the first time an established team is shutout by a second-year team. **12/18** Seahawks win their fifth game of the year, a 20-19 decision over Cleveland before 61,583 fans in the Kingdome, to establish a record for most wins ever by a second-year expansion team.
- 1978 — 5/3** Keith Simpson, cornerback from Memphis State, is selected as Seattle's first-round draft choice followed by his college teammate Keith Butler, a linebacker, on the second round. **10/8** Efen Herrera kicks a 19-yard field goal on the final play of the game to give Seattle a 29-28 win over the Minnesota Vikings. **11/26** Seattle becomes the first team since 1965 to beat Oakland

- twice during the regular season with a 17-16 win on Efen Herrera's 46-yard field goal with just three seconds remaining. **12/17** Seahawks end their third season with a 9-7 record and finish one game behind Denver in the AFC West standings following a 23-19 win over Kansas City. Al Hunter rushes for 133 yards on 27 carries as Seahawks perform before sixth-straight home sellout crowd.
- 1979 — 1/29** Steve Largent catches a record-equaling five passes as Seattle's first representative to the Pro Bowl. National Football Conference defeats Largent and his AFC teammates, 13-7, in the Los Angeles Memorial Coliseum. **5/3** Manu Tuaiasopo, defensive tackle from UCLA, becomes Seattle's first-round draft choice. **10/29** After trailing 14-0, the Seahawks rebound for a 31-28 win over Atlanta in Seattle's first appearance on ABC's Monday Night Football. Dan Doornink rushes for 122 yards on 21 carries and scores twice. **12/16** The Seahawks close out their second straight 9-7 season with a 29-24 win over Oakland. Sam McCullum sets a club record with 173 yards receiving on eight catches.
- 1980 — 4/29** Seattle trades its first-round draft choice (#16) and a third-round pick to Buffalo for the Bills' first-round choice, the tenth player in the draft. The Seahawks then select defensive end Jacob Green of Texas A&M on the first round. **9/28** Seahawks score second shutout in the club's history with a 14-0 win over Washington Redskins in Robert F. Kennedy Memorial Stadium. **10/5** Sam McCullum catches two touchdown passes and Efen Herrera kicks four field goals in 26-7 win over Houston at the Astrodome. The win would prove to be Seattle's last of the season.
- 1981 — 4/28** Seahawks select UCLA safety Kenny Easley on the first round of the NFL draft. **11/8** Seattle holds the Pittsburgh Steelers scoreless in the second half and rallies for a pair of fourth quarter touchdowns to capture a 24-21 victory at the Kingdome. **11/16** The Seahawks score on their last eight possessions to defeat the San Diego Chargers, 44-23, on Monday Night Football. It is the Seahawks' first regular season victory over the Chargers after eight straight losses.
- 1982 — 3/11** Mike McCormack, former head coach with the Philadelphia Eagles and Baltimore Colts, is named Director of Football Operations. **4/27** Seahawks select Clemson defensive end Jeff Bryant in the first round of the college draft. **9/21** Players go on strike for 57 days. **10/13** Mike McCormack named interim head coach after the firing of head coach Jack Patera and general manager John Thompson. **11/21** Seahawks capture 17-10 victory over the host Denver Broncos in Mike McCormack's first game as head coach following the players' strike. Steve Largent catches a 34-yard touchdown pass from Jim Zorn with 49 seconds left for the victory. **11/28** Seahawks shutout the Pittsburgh Steelers, 16-0, for the club's third shutout in history and first at the Kingdome.
- 1983 — 1/2** Seahawks conclude nine-game season with a 13-11 win over the Denver Broncos as Dave Krieg throws a 19-yard touchdown pass to Roger Carr with 47 seconds left. The Seahawks drive 87 yards in 10 plays with no timeouts to score the winning touchdown. Seattle finishes the season 4-5 but were 4-3 under Mike McCormack. **1/3** Mike McCormack named President and General Manager after previously serving as Director of Football Operations since March 11, 1982, and interim head coach since October 13, 1982. **1/26** Chuck Knox named head coach. Knox previously had served as head coach of the Los Angeles Rams (1973-77) and the Buffalo Bills (1978-82). He guided seven-of-his-ten teams to the playoffs, while winning six division championships. **3/15** Chuck Allen, who joined the Seahawks staff in June of 1975 as Director of Pro Scouting, named Assistant General Manager. **4/26** Seattle selects Penn State running back Curt Warner in the NFL draft. Warner is the third player taken on the first round. To be able to get Warner, the Seahawks trade their first, second and third-round selections to the Houston Oilers for the Oilers first-round pick. **9/11** Seahawks win first game under Chuck Knox, 17-10, over the New York Jets, as the club sets a team record with 57 rushing attempts and Curt Warner gains 128 yards on 24 carries. **10/16** Seahawks force eight turnovers and register eight sacks in 38-36 victory over the Los Angeles Raiders. **10/30** Seahawks make it two straight over Raiders with 34-21 win. **12/18** Seahawks clinch first playoff berth with 24-6 win over New England. **12/24** Dave Krieg throws three touchdown passes and Curt Warner rushes for 99 yards in 31-7 win over Denver in the AFC Wild Card Game before 60,752 fans in Kingdome. **12/31** Seahawks drive 66 yards in five plays late in the fourth quarter to capture divisional playoff win over Miami, 27-20, before 71,032 fans at

1984 — **1/8** Los Angeles Raiders defeat the Seahawks, 30-14, in the AFC Championship Game at the Los Angeles Memorial Coliseum before 88,734 fans. **5/1** Seahawks select cornerback Terry Taylor of Southern Illinois as their first-round choice in the annual NFL draft. **9/3** Seahawks win regular season opener for the first time in franchise history, 33-0 over the Cleveland Browns. The enthusiasm is dampened by a knee injury to Curt Warner which will keep him out for the rest of the season. **10/29** Seahawks post their second shutout of the season with a 24-0 victory over the San Diego Chargers on Monday Night Football. Kenny Easley intercepts a club record three passes and Steve Largent catches three touchdown passes. **11/4** Seahawks set an NFL record by returning four interceptions for touchdowns, including two by Dave Brown, in a 45-0 win over the Kansas City Chiefs. Kenny Easley and Keith Simpson had the other two interception returns for touchdowns. **11/25** Dave Krieg throws for 406 yards and three touchdowns, including an 80-yarder to Daryl Turner on the first play of the game, to lead the Seahawks past Denver, 27-24. Steve Largent catches 12 passes for 191 yards and one score. **12/2** Seahawks clinch playoff berth with a 38-17 win over Detroit as Dave Krieg throws a team record five touchdown passes. **12/15** Seahawks officially retire jersey #12 in honor of their fans, the 12th Man. Seattle becomes the first professional sports franchise to retire a jersey in honor of their fans. **12/22** Seattle eliminates the defending Super Bowl Champion Los Angeles Raiders, 13-7, from the playoffs in the AFC Wild Card Game at the Kingdome. Seahawks rush for 205 yards and force three turnovers, along with registering six sacks, in the victory. **12/29** Miami defeats the Seahawks, 31-10, in an AFC Divisional Playoff Game at the Orange Bowl.

1985 — **6/18** Seahawks and Northwest College agree to a long-term lease for a new practice and office complex for the club in Kirkland. The facility will be built on 12 acres adjacent to Northwest College. A 36,000-square foot building will house the club's administrative offices, locker room and training facilities. **7/20** Seahawks open their tenth and final training camp at Eastern Washington University in Cheney. **9/8** Curt Warner returns to the Seattle lineup after missing all but the 1984 opener as the Seahawks defeat Cincinnati, 28-24, at Riverfront Stadium. Warner gains 66 yards on 17 carries and scores the game-winning touchdown on an 11-yard run with 7:07 remaining. **9/15** Daryl Turner sets a club record with four touchdown catches and Dave Krieg equals another with five touchdown passes in Seattle's 49-35 victory over the San Diego Chargers at Jack Murphy Stadium. **10/13** Dave Krieg passes for 405 yards and four touchdowns, including a 12-yarder to Paul Skansi for the winning touchdown with 35 seconds remaining, as Seahawks defeat Atlanta, 30-26. Krieg directs the Seahawks 86 yards in 16 plays on the winning drive. **10/21** Ceremonial ground-breaking is held for team's new headquarters. **11/3** Terry Taylor returns an interception 75 yards for a touchdown and blocks a field goal attempt that is recovered by Byron Walker and returned 56 yards for a touchdown in Seattle's 33-3 win over the Los Angeles Raiders at the Kingdome.

1986 — **4/29** Seahawks select Florida fullback John L. Williams as their first-round draft choice. Williams is the 15th player picked overall. **6/18** Seahawks move into new headquarters on a 12-acre site adjacent to Northwest College in Kirkland. **7/16** Seahawks open their 11th training camp and first in Kirkland. **9/7** Seahawks kickoff their 1986 regular season schedule with a 30-0 victory over the Pittsburgh Steelers at the Kingdome. **10/6** Seahawks defeat San Diego Chargers, 33-7, on Monday Night Football as Steve Largent breaks NFL record for most consecutive games with a pass reception. Largent catches a pass in the 128th straight game in which he participated. **10/19** Jacob Green registers four sacks and Dave Brown intercepts two passes in leading Seattle to a 17-12 win over the eventual Super Bowl champion New York Giants. **11/27** Seahawks defeat the Dallas Cowboys, 31-14, on Thanksgiving Day as Curt Warner runs for 122 yards and Dave Krieg completes 16-of-24 passes for 214 yards and two touchdowns. **12/8** Seattle hands the Los Angeles Raiders their biggest defeat since 1962, 37-0, as Curt Warner gains 116 yards and Dave Krieg passes for 243 yards and two touchdowns. Seattle gains 407 yards in total offense, while the defense holds the Raiders to 138 yards. **12/20** Seahawks close out five-game winning streak and a 10-6 season by defeating eventual AFC Champion Denver, 41-16. The Seahawks gain a season high 536

yards, including a club record 298 yards rushing, led by Curt Warner's 192 yards and three touchdowns on 24 carries.

1987 — **4/28** Seahawks select University of Pittsburgh linebacker Tony Woods in the first round of the NFL draft. Woods is the 18th player picked. **6/12** Seahawks win lottery for first choice in supplemental draft and select University of Oklahoma linebacker Brian Bosworth. **9/13** After first two regular season games, NFL Players Association calls a strike that will last four weeks. Games for Sunday, September 18, are cancelled. **10/25** Seahawks defeat the Los Angeles Raiders, 35-13, in first game with regulars following the strike. Seattle builds up a 28-0 halftime lead and wins in Los Angeles for the first time since 1983. **12/13** Dave Krieg completes 23-of-33 passes for 238 yards and Ray Butler catches six passes for 107 yards and two touchdowns in leading Seattle past Denver, 28-21, at the Kingdome. **12/20** Seahawks clinch playoff berth with a 34-21 win over the Chicago Bears at Soldier Field. John L. Williams sparks the offense with a 75-yard touchdown on a screen pass from Dave Krieg and the defense contributes five takeaways. **12/27** Steve Largent catches six passes in a 41-20 loss at Kansas City and becomes the NFL's all-time leading receiver with 751. Largent breaks the previous record of 750 by Charlie Joiner.

1988 — **1/3** Seahawks close out the 1987 season with a 23-20 overtime loss to the Houston Oilers at the Astrodome in the AFC First-Round Playoff Game. **4/24** Seahawks use their second-round choice in the draft to select University of Miami wide receiver Brian Blades. The Seahawks first-round pick had been exercised in the June 1987 supplemental draft. **8/30** Ken Behring and Ken Hofmann complete their purchase of the Seahawks from the Nordstrom family. **9/4** Seahawks open 13th season with a 21-14 win at Denver over the two-time defending AFC Champion Broncos. Curt Warner scores twice and John L. Williams accounts for 161 yards from scrimmage. It is Seattle's first win in Denver since 1984. **9/18** Steve Largent becomes the NFL's all-time leader in pass receiving yards with 12,167 at San Diego, but the Seahawks lose to the Chargers, 17-6. Largent breaks Charlie Joiner's record of 12,146 yards. **10/2** Rookie quarterback Kelly Stouffer makes his first NFL start for an injured Dave Krieg and leads the Seahawks to a 31-20 win over the Atlanta Falcons in Atlanta. John L. Williams ties a team record with three rushing touchdowns. **11/13** Seahawks defeat the Houston Oilers, 27-24, as Dave Krieg returns after missing seven games with a shoulder separation. Krieg engineers a 10-play drive to set up Norm Johnson's game-winning field goal with less than one second left. **11/28** Dave Krieg equals his own team record with five touchdown passes as Seahawks defeat the Los Angeles Raiders, 35-27, on Monday night in the Kingdome. Curt Warner (130) and John L. Williams (105) become the first pair of Seahawks to each gain over 100 yards rushing in the same game. **12/11** Seahawks score touchdowns on their first six possessions in a 42-17 win over Denver. Curt Warner establishes a team record with four rushing touchdowns. Warner (126) and John L. Williams (109) each top 100 yards rushing. **12/18** John L. Williams accounts for 239 yards of offense, including 180 receiving, and Dave Krieg throws for 410 yards and four scores, as the Seahawks defeat the Los Angeles Raiders, 43-37, in Los Angeles to clinch the first AFC Western Division title in franchise history. **12/31** Seahawks are eliminated from the playoffs by the eventual AFC Champion Cincinnati Bengals, 21-13, in Riverfront Stadium.

1989 — **2/22** Tom Flores named President/General Manager, replacing Mike McCormack. Flores guided the Los Angeles Raiders to an 83-53 regular season record and two Super Bowl titles in nine seasons, 1979-87, as their head coach. **4/23** Seahawks select Notre Dame tackle Andy Heck with the fifteenth pick of the first round of the draft. **9/10** Seahawks lose regular season opener in Philadelphia, 31-7, and also lose wide receiver Steve Largent for six weeks with a broken elbow. Largent, however, scores Seattle's only touchdown. **10/29** Dave Krieg and Brian Blades combine on a 21-yard touchdown pass with 40 seconds left in a 10-7 win over the San Diego Chargers. The win is the 100th in regular season play for the Seahawks. Blades catches a career high 10 passes for 117 yards. **11/26** Steve Largent ties Don Hutson's NFL record of 99 career receiving touchdowns in the Seahawks 41-14 loss at Denver. **12/4** Dave Krieg ignites a three-game winning streak with 298 yards passing and the game-winning touchdown pass in a 17-16 Monday night win over Buffalo. **12/10** Seahawks win 24-17 at Cincinnati as Dave Krieg throws three touchdown passes. One goes to Steve Largent, the NFL record 100th of his career. **12/17** John L. Williams catches a career high 12 passes for 129 yards as the Seahawks defeat the Los Angeles Raiders, 23-17. **12/23**

Seahawks close out the season with a 29-0 loss to the Washington Redskins. In pregame ceremonies, retiring wide receiver Steve Largent is honored and his is the first name inducted in the Seahawks Ring of Honor.

1990 — **4/22** Seahawks trade four draft choices to the New England Patriots, including two first-round choices, to move up and select University of Miami defensive tackle Cortez Kennedy with the third overall choice. Seahawks also receive a second-round choice from the Patriots which they use to select Syracuse University linebacker Terry Wooden. **8/4** Seahawks play their first-ever international game as they drop a 10-7 preseason decision to the Denver Broncos in Tokyo, Japan. **10/1** Seahawks defeat the Cincinnati Bengals, 31-16, for their first win after opening the season with three consecutive losses. Derrick Fenner scores three touchdowns for the second straight week. **11/11** Seahawks score their first win in Kansas City's Arrowhead Stadium since 1980 as Dave Krieg throws a 25-yard touchdown pass to Paul Skansi as time expires. The PAT gives Seattle a 17-16 win and starts a four-game streak of games decided on the last play. The win is the 159th of Chuck Knox's career, moving him into seventh place all-time. **11/25** Norm Johnson's 40-yard field goal 3:01 into overtime gives the Seahawks a 13-10 win at San Diego. Seattle forces and recovers a pair of fumbles, the first with 48 seconds left in regulation and the second with 1:34 gone in overtime. **12/2** In almost a replay from the week before, Seattle defeats the Houston Oilers 13-10 in overtime after recovering a fumble. Norm Johnson connects from 42 yards out after David Wyman recovers a Tony Woods-forced fumble. Seahawks become only the third team in NFL history to win back-to-back overtime games. **12/9** The Seahawks defense sets single-game records for fewest rushing first downs (0) and rushing yards allowed (13) in a game in a 20-14 win over the Green Bay Packers in Milwaukee. **12/23** Seattle moves over the .500 mark with a 17-12 win over the Denver Broncos. The Broncos are penalized on the game's last play, negating what would have been a game-winning touchdown pass. **12/30** Derrick Fenner scores two touchdowns for the fourth time as Seattle defeats the Detroit Lions 30-10 in the Kingdome, to finish at 9-7 after an 0-3 start. Fenner ends the season equalling team records for total touchdowns (15) and rushing touchdowns (14), totals that lead the AFC.

1991 — **4/21** Seahawks select San Diego State quarterback Dan McGwire with the 16th pick on the first round of the 1991 NFL Draft. The 6-8, 243-pound McGwire is the first quarterback ever selected on the first round by Seattle. **4/25** Head Coach Chuck Knox agrees to a two-year contract extension. **8/3** Quarterback Jim Zorn (1976-84) becomes the second person inducted into the Seahawks Ring of Honor. **9/1** Seahawks drop season opener, 27-24, at New Orleans and lose starting quarterback Dave Krieg for six weeks with a broken thumb in the process. Wide receiver Brian Blades sets career highs with 12 receptions, 160 yards, and two touchdowns. **9/8** Jeff Kemp makes his first start since September 25, 1988, and throws two touchdown passes in a 20-13 win over the New York Jets. One goes to Travis McNeal, the first of his career. **9/29** Chris Warren's 59-yard punt return touchdown, the first by a Seahawks player since 1986, sparks a 31-3 win over the visiting Indianapolis Colts. The defense limits the Colts to 137 yards and records five sacks. Rookie first-round draft choice Dan McGwire starts and plays the first half, engineering a 50-yard touchdown drive on his first possession. **10/6** The Seahawks defense stops the Cincinnati Bengals on a 4th-and-four inches short with 29 seconds left to preserve a 13-7 win at Riverfront Stadium. Dwayne Harper and Nesby Glasgow combine for the tackle, which comes at the Seattle 22. **10/20** Dave Krieg returns from missing six games on injured reserve to lead Seattle to a 27-7 win at Pittsburgh. Krieg throws for 266 yards, completing 25-of-31 passes, and two scores. **10/27** John Kasay equals an NFL record with two field goals of 50-or-more yards in a 20-9 win over the San Diego Chargers. Kasay connects from 54 and 51 yards. The 54-yarder equals the team record. **11/24** The defense forces four turnovers and has five sacks, three by Rufus Porter, in a 13-10 win over the eventual AFC West Champion Denver Broncos in the Kingdome. Additionally, the defense twice holds on downs inside Seahawks territory in the game's last 4:49. **12/22** Seattle finishes their 16th season with a 7-9 record after defeating the Los Angeles Rams, 23-9, in the Kingdome. It was the first win by the Seahawks over the Rams in five regular season games. James Jones rushes for a pair of scores, while the defense keeps their third 1991 opponent out of the end zone. **12/27** The Seahawks and head

coach Chuck Knox agree to mutually end Knox's nine-year tenure as head coach. Knox leaves having compiled an 80-63-0 (55.9%) regular season record. He guided the Seahawks to four playoff appearances, including an AFC West title in 1988 and a berth in the AFC Championship Game in 1983.

1992 — 1/6 Seahawks President/General Manager Tom Flores is named President/Head Coach. Flores coached nine seasons, 1979-87, with the Oakland/Los Angeles Raiders and compiled an 83-53-0 (61.0%) regular season record. He led the Raiders to two Super Bowl Championships, XV and XVIII, the only Super Bowls won by the AFC in the decade of the 1980's. **1/8** Larry Kennan, Coach of the Year in the World League of American Football in 1991, is named Offensive Coordinator/ Quarterbacks Coach. Kennan guided the London Monarchs to an 11-1 record and WLAFC Championship in the league's first season. Kennan served as an NFL assistant with the Los Angeles Raiders (1982-87), Denver Broncos (1988) and Indianapolis Colts (1989-90). **1/9** Seahawks defensive assistants George Dyer (line), Rod Perry (secondary), and Joe Vitt (special assignments), along with John Becker (offensive coordinator/wide receivers) and Chick Harris (running backs) leave the Seahawks to join Chuck Knox with the Los Angeles Rams. **1/11** Seahawks assistant head coach Tom Catlin announces he will stay with the Seahawks as assistant head coach/defense. In addition, Rusty Tillman is promoted from special teams coach to defensive coordinator, Russ Purnell from tight ends and assistant special teams to special teams and tight ends coach, and Paul Moyer from staff assistant to defensive backfield coach. **1/21** Offensive Line Coach Hudson Houck and running backs coach Clarence Shelmon are added to Tom Flores' staff. Both coaches come to the Seahawks from the Los Angeles Rams. **1/22** Bob Bratkowski, offensive coordinator at the University of Miami for the past three seasons, is named wide receivers coach. Bratkowski's father Zeke, is a former NFL quarterback and current NFL assistant coach. **1/23** Tommy Brasher is named defensive line coach. Brasher has coached nine seasons in the NFL and 12 in college. **1/24** Former Seahawks cornerback Dave Brown (1976-86) returns to the club as a defensive assistant. An original member of the Seahawks, Brown still holds career records with 50 interceptions and four interception return touchdowns. **8/22** Dave Brown becomes the third inductee into the Seahawks Ring of Honor around the 200 Level of the Kingdome. **9/6** Cincinnati Bengals spoil Tom Flores' Seahawks coaching debut with a 21-3 Kingdome win. **9/20** Flores gains first win as Seahawks head coach, 10-6 at New England. Cortez Kennedy has four-and-a-half tackles for loss, including three sacks, to lead the defense while Chris Warren rushes for 122 yards and one score on 24 carries to lead the offense. It's Warren's first career 100-yard game. **11/8** Chris Warren's 103 yards aren't enough as the Washington Redskins post a 16-3 Kingdome win. **11/22** Chris Warren rushes for a career-high 154 yards, including a touchdown, but the Kansas City Chiefs take a 24-14 win. **11/30** In pregame ceremonies, play-by-play broadcaster Pete Gross is inducted into the Seahawks Ring of Honor. The Seahawks then defeat the Denver Broncos 16-13 in overtime, snapping an eight-game losing streak. Brian Blades makes his first appearance since injuring his shoulder on opening day and catches the game-tying touchdown pass on the game's last play. John Kasay's 32-yard field goal 11:10 into overtime is the winner. The game also is the team record third straight that the Seahawks defense held the opposition to under 200 total yards. **12/2** KIRO Newsradio 710's Pete Gross, the only play-by-play broadcaster in the Seahawks 17-year history, dies after a four-year battle with cancer. **12/6** The Pittsburgh Steelers take a 20-14 comeback win in Pittsburgh, despite Eugene Robinson's record-equalling three interceptions. **12/13** Roger Ruzek's 44-yard field goal as time expires in overtime gives the visiting Philadelphia Eagles a 16-13 win. The game is the longest in Seattle's history (75:00). **12/27** Seattle closes out the regular season with a 31-14 Kingdome loss to the AFC West Champion San Diego Chargers. Chris Warren becomes only the second player in franchise history to rush for 1,000 yards, finishing the season with 1,017.

1993 — 1/19 David Behring, son of majority owner Ken Behring, is named team President. Tom Flores is named General Manager/Head Coach, while Player Personnel Director Mike Allman is placed in charge of both professional and college personnel. **1/28** Howard Mudd is named offensive line coach replacing Hudson Houck, who joined the Dallas Cowboys. Mudd is an eight-year NFL veteran guard and a 19-year NFL assistant, including a stint with the Seahawks from 1978-82. **2/5** Phil Neri, a Seahawks scout since 1985, is named College Scouting Director. **3/12** Ferrell

Edmunds, two-time Pro Bowl tight end with the Miami Dolphins, signs as an unrestricted free agent. Edmunds, a five-year veteran, is the first free agent to sign with the Seahawks under the NFL new free agency system. **4/1** Wide receiver Kelvin Martin of the Super Bowl champion Dallas Cowboys is signed as an unrestricted free agent. **4/14** Linebacker Kevin Murphy signs with Seattle. **4/20** Four-time Pro Bowl center Ray Donaldson signs with the Seahawks as a free agent. **4/22** Buffalo guard Mitch Frerotte signs with the Seahawks as an unrestricted free agent. **4/25** University of Notre Dame quarterback Rick Mirer is selected by the Seahawks on the first round of the NFL draft. Mirer is the second player chosen overall. **9/19** Chris Warren rushes a club record 36 times for a personal best 174 yards in a 17-14 win over the Patriots in New England, Seattle's first win after two losses. **9/26** Rod Stephens' fumble recovery in the end zone provides the winning touchdown in a 19-10 win at Cincinnati. **10/3** Seattle makes it three straight with a 31-14 win over the San Diego Chargers in the Kingdome. Rookie Rick Mirer passes for 282 yards and a score and also rushes for a touchdown. The three-game winning streak is the Seahawks longest since 1990. **10/24** Rick Mirer throws the game-winning touchdown pass to Brian Blades with 25 seconds left in a 10-9 win over New England in the Kingdome. **11/14** Eugene Robinson records 11 tackles, two interceptions, two forced fumble, and one fumble recovery to spark a 22-5 win over the visiting Cleveland Browns. In all, the Seahawks defense forces seven turnovers and accounts for a touchdown and a safety. **12/26** Chris Warren rushes for 168 yards to become the second Seattle player to have back-to-back 1,000-yard seasons, but the Phoenix Cardinals tie the game on the last play of regulation and go on to a 30-27 overtime win in the Kingdome. **12/26** Jon Vaughn, who learned during warmups that he would start for an injured Chris Warren (abdominal muscle), rushes for a career-high 131 yards in a 16-6 win over the Pittsburgh Steelers. Seattle gains 267 yards rushing, giving them back-to-back 200-yard rushing games for the first time in franchise history.

1994 — **1/2** The Seahawks finish the season 6-10 after dropping a 34-24 decision to the AFC West Champion Kansas City Chiefs in Arrowhead Stadium. John L. Williams rushes for 102 yards, to give the Seahawks three straight games with an individual over 100 yards, a franchise first. Rick Mirer becomes the first rookie quarterback since 1973 to start all his team's games and only the third since the 1970 merger. Mirer ends the season with NFL rookie passing records for attempts (486), completions (274), and yards (2,833), while helping to improve Seattle's win total by four games. **2/24** Nate Odomes, two-time Pro Bowl cornerback of the Buffalo Bills signs as a free agent. **2/28** Odomes' Buffalo teammate and fellow two-time Pro Bowler, tackle Howard Ballard signs as a free agent. **4/24** Texas A&M University defensive tackle Sam Adams is the Seahawks first-round draft choice. Adams is the eighth player picked on the first round. **7/19** Kingdome ceiling tiles fall from roof forcing closure of the building until November 5. Seahawks play both preseason games and first three regular season games in the University of Washington's 72,500 seat Husky Stadium. **8/13** Seahawks play first-ever outdoor game in Seattle defeating Tampa Bay Buccaneers, 29-6, in Husky Stadium. **9/4** Seahawks capture season opener for first time since 1988 with a 28-7 win at the Washington Redskins, as Chris Warren rushes for 100 yards and two touchdowns. The win is the 100th in the career of head coach Tom Flores. **9/11** Chris Warren scores two touchdowns for the second straight week as Seahawks go 2-0 with a 38-9 win over the Raiders in Los Angeles. Rick Mirer tosses three touchdown passes. **9/18** San Diego Chargers stop Seahawks two-game winning streak, 24-10, before Seahawks record crowd of 65,536 in Husky Stadium. **9/25** Chris Warren earns AFC Offensive Player of the Week honors in a 30-13 win over the visiting Pittsburgh Steelers. Warren rushes for 125 yards and a touchdown, while the Seahawks defense intercepts four passes. **11/6** Cincinnati Bengals spoil Seahawks return to Kingdome with a 20-17 overtime win. Doug Pelfrey kicks six field goals, including a 26-yarder 8:14 into overtime for the win. **11/20** Mack Strong's seven-yard touchdown run with 42 seconds left gives Seahawks a 22-21 win over the visiting Tampa Bay Buccaneers, breaking a six-game losing streak. **11/27** Seahawks defeat Kansas City 10-9 behind John Kasay's 32-yard field goal with 1:42 left. The back-to-back one-point wins are a franchise first. Chris Warren surpasses the 1,000-yard mark in the 12th game, the earliest in team history. **12/11** Chris Warren rushes for a personal best 185 yards on 30 carries, including a touchdown in a 16-14 win at Houston. Warren, playing with cracked ribs, had 183 of his yards in the first three quarters. **12/18** Chris Warren tops 100 yards for the seventh time with 122, but the Los Angeles Raiders escape with a 17-16 Kingdome win. **12/24** Cleveland Browns defeat the Seahawks 35-9 in Cleveland Stadium, closing out a 6-10 season. Chris Warren finishes the season

with a franchise record 1,545 rushing yards, a total that leads the AFC. **12/29** Tom Flores, Seahawks general manager/head coach from 1992-94, is relieved of his duties. Flores, who joined the organization in 1989 as president/general manager, compiled a 14-34 regular season record. All 12 of Flores' assistants were also fired.

1995 — 1/12 Dennis Erickson, head coach at the University of Miami, is named head coach. In six seasons at Miami, Erickson compiled a 63-9-0 record and won national championships in 1989 and 1991. A native of Everett, Washington, Erickson posted a 113-40-1 record in 13 seasons as a college head coach at the University of Idaho, University of Wyoming, Washington State University, and Miami. Erickson brings six coaches with him from Miami, Gregg Smith (Assistant Head Coach/Tight Ends), Greg McMackin (Defensive Coordinator), Dave Arnold (Special Teams), Dana LeDuc (Strength and Conditioning), Rich Olson (Quarterbacks), and Willy Robinson (Defensive Backs). In addition he retains Bob Bratkowski (Offensive Coordinator/Wide Receivers), Tommy Brasher (Defensive Line), Tom Catlin (Quality Control), Dave Brown (Defensive Coach), Arnie Matsumoto (Staff Assistant), Howard Mudd (Offensive Line), and Clarence Shelmon (Running Backs) from the previous staff. **1/28** Wide Receiver Steve Largent becomes the first Seahawks player to be elected into the Pro Football Hall of Fame. Largent was elected in his first year of eligibility. He played his entire NFL career with Seattle from 1976-89, and retired in possession of six NFL receiving marks, including most receptions (819), yards (13,089), touchdowns (100), and consecutive games with a reception (177). Largent's presenter for induction is Seahawks' Vice President Gary Wright. **2/9** Mike Murphy, a nine-season NFL coaching veteran, is named linebackers coach. Murphy coached with the Detroit Lions and Arizona Cardinals, prior to serving one year in the Pro Personnel Department of the Carolina Panthers. **4/22** Seahawks select Ohio State University wide receiver Joey Galloway with the eighth pick in the first round of the NFL draft. Galloway is the second wide receiver chosen overall and the first ever picked by the Seahawks on the first round of the draft. **7/29** Steve Largent is formally inducted into the Pro Football Hall of Fame. **8/12** Seahawks officially retire Largent's #80 jersey. **9/3** Seahawks lose NFL debut of Head Coach Dennis Erickson, 34-10, to the Kansas City Chiefs in the Kingdome. **9/17** Erickson gains first career win, 24-21, over the Cincinnati Bengals in the Kingdome. Chris Warren rushes for 109 yards. **11/5** Rookie Joey Galloway returns a punt a club record 89 yards for a touchdown to spark a 30-28 win over the visiting New York Giants. Brian Blades was two first quarter touchdown receptions. The win snaps a four-game losing streak and ignites a streak of six wins in seven games. **11/12** Galloway strikes again, this time on an 86-yard run from scrimmage in a 47-30 win over the Jaguars in Jacksonville. His run is a club record and is an NFL-long for 1995, as was his punt return. Galloway accounts for 237 all-purpose yards and three touchdowns, including five receptions for 114 yards and two scores receiving. **11/19** Seattle posts a 27-20 win over the Redskins in Washington, D.C., completing a two-game, 10-day road trip. Chris Warren rushes for a season-high 136 yards and one score, quarterback Rick Mirer throws two touchdown passes and Robert Blackmon has two interceptions. The Seahawks stayed in Jacksonville between games. **12/3** Todd Peterson kicks four field goals in a 26-14 win over the Philadelphia Eagles. **12/10** Quarterback John Friesz engineers three fourth quarter touchdown drives in a 31-27 win over the Broncos in Denver. Seattle rallies from a 20-0 second quarter deficit for the win, the greatest comeback in franchise history. Friesz throws for two touchdowns, including the game-winner to Chris Warren with 49 seconds left. Antonio Edwards' club record 83-yard return of a Robert Blackmon-forced fumble in the third quarter, ignites the rally. **12/17** Chris Warren scores three touchdowns in a 44-10 win over the Oakland Raiders. The win is Seattle's eighth of the year, their most since 1990. **12/24** AFC Western Division champion Kansas City Chiefs end the Seahawks postseason bid with a 26-3 win in Arrowhead Stadium.

1996 — 2/2 Team owner Ken Behring announces that he is moving the franchise. **4/20** Ken Behring and Seattle native Paul Allen enter into an exclusive 14-month option for Allen to purchase the Seahawks. Allen can exercise the option at anytime until July 1, 1997. Allen is named Chairman of Football Northwest, Inc., with Bert Kolde serving as Vice Chairman and Bob Whitsitt as President. Seahawks select Boston College tackle Pete Kendall on the first round with the 21st overall pick. Seattle had traded down twice in the first round, acquiring defensive tackle Glenn Montgomery from the Houston Oilers in the first deal and adding an extra third round pick from the Detroit Lions in the second. **9/1** Seahawks start 21st season with 29-7 loss at San Diego. **9/22** Lamar Smith's 14-yard run with 31 seconds left gives Seahawks a 17-13 win at Tampa Bay, their first win after three

losses. **10/6** John Friesz throws touchdown passes of 51, 65 and 80 yards, the latter with 2:03 left to Brian Blades, for a 22-15 win at Miami. **11/3** Michael McCrary blocks Houston's game-winning field goal with 16 seconds left, recovers it, and laterals to Robert Blackmon to complete a 68-yard touchdown return to give Seattle a 23-16 win. John Friesz throws for 323 yards, Seattle's first 300-yard passing game since 1990. **11/10** Seattle completes three wins in three home games by defeating the Minnesota Vikings, 42-23. **11/17** Seattle misses a last play field goal in 17-16 loss at the Detroit Lions. Lamar Smith rushes for a career high 148 yards in his first career start. Seahawks also lose quarterback John Friesz for remainder of the season with a broken leg. **12/8** Seahawks snap three-game losing streak with 26-18 win over visiting Buffalo Bills. Chris Warren rushes for 116 yards, his franchise record 24th career 100-yard game. **12/22** Seahawks close season with 28-21 win at Oakland. Seattle forces seven turnovers and wins with backup quarterbacks Stan Gelbaugh and Gino Torretta playing for John Friesz (broken leg) and Rick Mirer (quadriceps). Torretta passes 32 yards to Joey Galloway for his first career touchdown. Lamar Smith rushes for two touchdowns.

1997 — 2/14 Seahawks make first strike in free agency signing Steelers Pro Bowl linebacker Chad Brown. Brown's signing is followed two days later with that of Pittsburgh teammate cornerback Willie Williams. **2/18** Quarterback Rick Mirer is traded to the Chicago Bears for a first-round draft choice. Seattle now has the 11th and 12th picks overall in the April 19-20 NFL draft. **3/5** Seahawks announce a return of their training camp to Eastern Washington University in Cheney, Washington. Seattle trained at Eastern from 1976-85, before training year-around at their Kirkland Headquarters. **3/6** Detroit Lions safety Bennie Blades is signed as a free agent reuniting him with his brother, Brian. **3/7** Former University of Washington quarterback Warren Moon signs as a free agent after 13 seasons with the Houston Oilers (1984-93) and Minnesota Vikings (1994-96). Moon ranks fourth in league history in attempts (6,000), completions (3,514), and yards (43,787), and is tied for seventh in touchdowns (254). **3/28** Seattle trades their first round pick obtained from the Bears to Atlanta for the Falcons first-round pick, the third overall. Seattle also sends second and fourth rounders to Atlanta and the Falcons flip-flop their third round choices. **4/19** After selecting Ohio State cornerback Shawn Springs with the third overall choice, Seattle sends the 12th overall choice and a third round pick to the Tampa Bay Buccaneers for the sixth overall choice. That pick is used on Florida State University tackle Walter Jones. It is the first time in their history that the Seahawks have utilized two first round draft choices. **4/25** Washington State Legislature passes Seahawks Stadium Funding Plan, Referendum 48. The bill sets a statewide vote for June 17. **6/17** Washington state voters approve Proposition 48 by a 51.1 percent to 48.9 percent margin (820,354 yes, 783,584 no), including a 56.4 percent margin (275,358 yes, 213,092 no) in King County. **6/23** Metropolitan King County Council votes 9-3 to approve a new football stadium for the Seahawks. **6/30** Bob Whitsitt, President of Football Northwest, signs paperwork to purchase Seahawks from Ken Behring. **7/15** Seahawks open training camp at Eastern Washington University in Cheney, returning after an 11-year absence. **8/19** Football Northwest is approved as the Seahawks owners by the member clubs of the NFL. **8/31** Seattle loses season opener to New York Jets, 41-3, in the Kingdome and quarterback John Friesz for nine weeks with a broken right thumb. **9/14** Seahawks hold Indianapolis Colts to a franchise low 118 yards for their first win, 31-3, in Indianapolis. The 28-point margin of victory is the largest for Seattle on the road. **10/5** Seattle embarks on three-game winning streak by beating the Tennessee Oilers, 16-13, in Kingdome. Steve Broussard scores on 77 and 43 yards runs within three second half carries overcoming a 10-0 deficit. Broussard rushes for 138 yards on just 6 carries. **10/26** Warren Moon throws a team record-equalling five touchdown passes, including three to Joey Galloway, in a 45-34 win over the Oakland Raiders. His 409 yards is third in team history for a single game and is an NFL high for 1997. **11/9** Moon connects with Galloway on a game-winning 40-yard touchdown pass at San Diego with 2:20 left. The 37-31 win is marred by a season-ending broken ankle suffered by six-time Pro Bowl defensive tackle Cortez Kennedy. **11/28** Seahawks open their first retail store, the Seahawks EndZone Store, in Seattle's Pioneer Square area, two blocks from the Kingdome. **12/14** Quarterback Jon Kitna makes his first career start and guides Seattle to a 22-21 win at Oakland, overcoming a 21-3 halftime deficit. Kitna throws for 283 yards and one score in becoming the sixth first-time quarterback starter in team history to win his debut. Todd Peterson's 49-yard field goal with 2:20 left is the winner. Seattle's win was their fifth of the season after over-

coming a 10-point deficit, equalling the most in the NFL since 1970. **12/21** Seattle closes out season with a 38-9 win over the San Francisco 49ers. Warren Moon throws four touchdown passes and sets single season records for completions (313) and yards (3,378). Pro Bowl free safety Darryl Williams co-leads the AFC in interceptions with 8, while Pro Bowl defensive end Michael Sinclair has 12 sacks.

1998 — 1/16 Seahawks announce ticket restructure, increasing the number of \$10 tickets, the lowest ticket price in the NFL, to slightly more than 10,000. **2/1** Warren Moon named MVP of Pro Bowl while leading AFC to 29-24 win. **1/16** Offensive line coach Howard Mudd leaves the Seahawks for Indianapolis Colts. **1/17** Linebackers coach Mike Murphy also joins the Colts staff. **1/30** Coaches Clarence Shelmon (running backs) joins Dallas and Ned James (defensive assistant) joins the New Orleans Saints. **2/2** Offensive assistant Jim Zorn leaves for the Detroit Lions. **2/4** Seattle names Jim Johnson linebackers coach. **2/6** Hired Bill Meyers as assistant offensive line coach and announced the club had agreed to terms with Washington Redskins' special teams coach Pete Rodriguez. **2/10** Named Milt Jackson receivers coach. **2/24** Seattle signs three-time Pro Bowl center, Kevin Glover. **2/26** Seahawks name Tim Lappano running backs coach and Eric Yarber to the position of offensive quality control. **3/4** Seahawks make one of the biggest off-season splashes in free agency when the club signs Philadelphia Eagles running back Ricky Watters to a free agency contract. **3/6** The club agrees to terms with unrestricted free agent guard Brian Habib of the Super Bowl Champion Denver Broncos. **4/18** Linebacker Anthony Simmons from Clemson is the team's first-round pick, 15th overall, in the draft. **9/6** The Seahawks open the 1998 season with a 36-0 shutout over the Philadelphia Eagles at Veterans Stadium. The Seahawks would go on to one of the team's best starts ever, with three straight victories to open the year. **12/28** A day after completing its second consecutive 8-8 season, the club relieves Dennis Erickson of his coaching duties.

1999 — 1/8 Team President Bob Whitsitt appoints Mike Holmgren to the position of Executive Vice President of Football Operations/General Manager & Head Coach. The Seahawks surrender a second-round choice in the 1999 draft to the Green Bay Packers as compensation. **1/14** Holmgren hires Mike Sherman (Offensive Coordinator/Tight Ends), Fritz Shurmur (Defensive Coordinator), Tom Lovat (Offensive Line), Larry Brooks (Defensive Line), Nolan Cromwell (Wide Receivers), Jim Lind (Linebackers), Ken Flajole (Defensive Backs), Kent Johnston (Strength & Conditioning), and the retainment of Pete Rodriguez (Special Teams). **1/19** Mike Sheppard named Quarterbacks coach. **1/26** Mike Reinfeldt named Senior Vice President. **1/28** Stump Mitchell named Running Backs coach. **1/29** Rod Springer named assistant Strength & Conditioning coach. **2/5** Jerry Colquitt (Offensive Quality Control) and Clayton Lopez (Defensive Quality Control) named to coaching staff. **2/14** Sign unrestricted free agent WR Sean Dawkins. **4/17** Select DE Lamar King (Saginaw Valley State) with the 22nd pick in the first round of the 1999 NFL Draft. **5/26** Defensive Coordinator Fritz Shurmur takes a leave of absence for health reasons. **6/7** Holmgren hires former Buffalo Bills' assistant coach Dick Roach to the position of Defensive Assistant. Linebackers coach Jim Lind is given the added responsibility of coordinating the defense.

FREE AGENT PRO BOWLERS

The Seahawks have had five players who were originally signed as free agents, selected to play in the annual AFC-NFC Pro Bowl.

Quarterback **Dave Krieg**, who signed with the Seahawks in 1980 out of Milton College, was chosen to play in the game after the 1984, 1988 and 1989 seasons.

Kicker **Norm Johnson**, who signed with the Seahawks in 1982 out of UCLA, was picked to play in the Pro Bowl after the 1984 season.

Defensive lineman **Joe Nash**, who signed with the Seahawks as a free agent in 1982 out of Boston College, started in the Pro Bowl following the 1984 season.

Linebacker **Rufus Porter**, who signed with Seattle in 1988 out of Southern, was selected for the Pro Bowl after the 1988 and 1989 season as a special teams performer.

Safety **Eugene Robinson**, who ranks as the team's all-time leading tackler with 984 career stops, originally signed with the Seahawks as a free agent out of Colgate in 1985. He was chosen to play in the game after the 1992 and 1993 seasons.

CAREER TOP TEN

GAMES PLAYED

PLAYER, SEASONS	No
1 Joe Nash, 1982-96	218
2 Steve Largent, 1976-89	200
3 Jacob Green, 1980-91	178
4 Jeff Bryant, 1982-93	175
5 Eugene Robinson, 1985-95	170
6 Dave Brown, 1976-86	159
7 Brian Blades, 1988-98	156
8 Keith Butler, 1978-87	146
9 Edwin Bailey, 1981-91	139
10 Cortez Kennedy, 1990-98	135

GAMES STARTED

PLAYER, SEASONS	No
1 Steve Largent, 1976-89	197
2 Jacob Green, 1980-91	176
3 Joe Nash, 1982-96	169
4 Jeff Bryant, 1982-93	167
5 Dave Brown, 1976-86	159
6 Eugene Robinson, 1985-95	152
7 Keith Butler, 1978-87	132
8 Brian Blades, 1988-98	122
9 Cortez Kennedy, 1990-98	121
10 Edwin Bailey, 1981-91	120

POINTS SCORED

PLAYER, SEASONS	No
1 Norm Johnson, 1982-90	810
2 Steve Largent, 1976-89	608
3 Todd Peterson, 1995-98	430
4 Curt Warner, 1983-89	372
5 John Kasay, 1991-94	341
6 Efen Herrera, 1978-81	331
7 Chris Warren, 1990-97	292
8 Joey Galloway, 1995-98	246
9 Sherman Smith, 1976-82	228
10 Daryl Turner, 1984-87	216

TOTAL TOUCHDOWNS

PLAYER, SEASONS	No
1 Steve Largent, 1976-89	101
2 Curt Warner, 1983-89	62
3 Chris Warren, 1990-97	48
4 Joey Galloway, 1995-98	41
5 Sherman Smith, 1976-82	38
6 Daryl Turner, 1984-87	36
7 Brian Blades, 1988-98	34
8 John L. Williams, 1986-93	33
9 Dan Doormink, 1979-85	25
10 David Sims, 1977-79	23

FIELD GOALS

PLAYER, SEASONS	No
1 Norm Johnson, 1982-90	159
2 Todd Peterson, 1995-98	94
3 John Kasay, 1991-94	82
4 Efen Herrera, 1978-81	64
5 John Leypoldt, 1976-77	17
6 Wilson Alvarez, 1981	3
7 Scott Hagler, 1987	2
8 Don Bitterlich, 1976	1

FIELD GOAL ATTEMPTS

PLAYER, SEASONS	No
1 Norm Johnson, 1982-90	228
2 Todd Peterson, 1995-98	118
3 John Kasay, 1991-94	105
4 Efen Herrera, 1978-81	92
5 John Leypoldt, 1976-77	30
6 Wilson Alvarez, 1981	7
7 Don Bitterlich, 1976	4
8 Scott Hagler, 1987	2

POINT AFTER TOUCHDOWNS

PLAYER, SEASONS	No
1 Norm Johnson, 1982-90	333
2 Todd Peterson, 1995-98	149
3 Efen Herrera, 1978-81	139
4 John Kasay, 1991-94	95
5 John Leypoldt, 1976-77	52
6 Wilson Alvarez, 1981	14
7 Don Bitterlich, 1976	7
8 Scott Hagler, 1987	4
9 Steve Largent, 1976-89	*1
* Ran for PAT	

PAT ATTEMPTS

PLAYER, SEASONS	No
1 Norm Johnson, 1982-90	338
2 Todd Peterson, 1995-98	149
3 Efen Herrera, 1978-81	148
4 John Kasay, 1991-94	97
5 John Leypoldt, 1976-78	59
6 Wilson Alvarez, 1981	15
7 Don Bitterlich, 1976	7
8 Scott Hagler, 1987	4
9 Steve Largent, 1976-89	*1
*Rushing Attempt	

RUSHING ATTEMPTS

PLAYER, SEASONS	No
1 Curt Warner, 1983-89	1,649
2 Chris Warren, 1990-97	1,559
3 John L. Williams, 86-93	1,148
4 Sherman Smith, 1976-82	810
5 Dan Doornink, 1979-85	463
6 Ricky Watters, 1998	319
7 Derrick Fenner, 1989-91	317
8 Jim Zorn, 1976-84	307
9 David Hughes, 1981-85	294
Dave Krieg, 1980-91	294

RUSHING YARDS

PLAYER, SEASONS	No
1 Chris Warren, 1990-97	6,706
2 Curt Warner, 1983-89	6,705
3 John L. Williams, 86-93	4,579
4 Sherman Smith, 1976-82	3,429
5 Dan Doornink, 1979-85	1,530
6 Jim Zorn, 1976-84	1,494
7 Lamar Smith, 1994-97	1,286
8 Ricky Watters, 1998	1,239
9 David Sims, 1977-79	1,174
10 Derrick Fenner, 1989-91	1,117

RUSHING TOUCHDOWNS

PLAYER, SEASONS	No
1 Curt Warner, 1983-89	55
2 Chris Warren, 1990-97	44
3 Sherman Smith, 1976-82	28
4 Derrick Fenner, 1989-91	19
David Sims, 1977-79	19
6 Jim Zorn, 1976-84	17
John L. Williams, 1986-93	17
8 Dan Doornink, 1979-85	14
9 Dave Krieg, 1980-91	10
Lamar Smith, 1994-97	10

PASSING ATTEMPTS

PLAYER, SEASONS	No
1 Dave Krieg, 1980-91	3,576
2 Jim Zorn, 1976-84	2,992
3 Rick Mirer, 1993-96	1,523
4 Warren Moon, 1997-98	786
5 Kelly Stouffer, 1988-92	437
6 John Friesz, 1995-98	416
7 Stan Gelbaugh, 1992-96	273
8 Jeff Kemp, 1987-91	249
9 Jon Kitna, 1997-98	217
10 Steve Myer, 1976-79	160

PASSING COMPLETIONS

PLAYER, SEASONS	No
1 Dave Krieg, 1980-91	2,096
2 Jim Zorn, 1976-84	1,593
3 Rick Mirer, 1993-96	814
4 Warren Moon, 1997-98	458
5 John Friesz, 1995-98	228
6 Kelly Stouffer, 1988-92	225
7 Stan Gelbaugh, 1992-95	131

PLAYER, SEASONS

PLAYER, SEASONS	No
8 Jeff Kemp, 1987-91	130
9 Jon Kitna, 1997-98	129
10 Steve Myer, 1976-79	83

PASSING YARDS

PLAYER, SEASONS	No
1 Dave Krieg, 1980-91	26,132
2 Jim Zorn, 1976-84	20,122
3 Rick Mirer, 1993-96	9,094
4 Warren Moon, 1997-98	5,310
5 John Friesz, 1995-98	2,971
6 Kelly Stouffer, 1988-92	2,333
7 Jeff Kemp, 1987-91	1,735
8 Jon Kitna, 1997-98	1,548
9 Stan Gelbaugh, 1992-96	1,426
10 Steve Myer, 1976-79	851

TOUCHDOWN PASSES

PLAYER, SEASONS	No
1 Dave Krieg, 1980-91	195
2 Jim Zorn, 1976-84	107
3 Rick Mirer, 1993-96	41
4 Warren Moon, 1997-98	36
5 John Friesz, 1995-98	16
6 Jeff Kemp, 1987-91	9
7 Jon Kitna, 1997-98	8
8 Kelly Stouffer, 1988-92	7
Stan Gelbaugh, 1992-96	7
10 Steve Myer, 1976-79	6

PASSES HAD INTERCEPTED

PLAYER, SEASONS	No
1 Dave Krieg, 1980-91	148
2 Jim Zorn, 1976-84	133
3 Rick Mirer, 1993-96	56
4 Warren Moon, 1997-98	24
5 Kelly Stouffer, 1988-92	19
6 Jeff Kemp, 1987-91	18
7 Steve Myer, 1976-79	14
8 Stan Gelbaugh, 1992-96	12
John Friesz, 1995-98	12
Jon Kitna, 1997-98	12

TIMES SACKED

PLAYER, SEASONS	No
1 Dave Krieg, 1980-91	341
2 Jim Zorn, 1976-84	200
3 Rick Mirer, 1993-96	138
4 Warren Moon, 1997-98	52
5 Kelly Stouffer, 1988-92	50
6 Stan Gelbaugh, 1992-96	36
7 Dan McGwire, 1991-94	20
8 John Friesz, 1995-98	18
9 Jeff Kemp, 1987-91	14
Jon Kitna, 1997-98	14

**QUARTERBACK RATING
(MINIMUM 100 ATTEMPTS)**

PLAYER, SEASONS	NO
1 Dave Krieg, 1980-91	82.3
2 Warren Moon, 1997-98	81.3
3 John Friesz, 1995-98	78.3
4 Jon Kitna, 1997-98	74.4
5 Jim Zorn, 1976-84	67.8
6 Rick Mirer, 1993-96	65.2
7 Gale Gilbert, 1985-86	64.7
8 Jeff Kemp, 1987-91	56.6
9 Kelly Stouffer, 1988-92	54.5
Dan McGwire, 1991-94	54.5

PASS RECEPTIONS

PLAYER, SEASONS	NO
1 Steve Largent, 1976-89	819
2 Brian Blades, 1988-98	581
3 John L. Williams, 1986-93	471
4 Joey Galloway, 1995-98	261
5 Sam McCullum, 1976-81	232
6 Sherman Smith, 1976-82	211
7 Dan Doornink, 1979-85	197
8 Chris Warren, 1990-97	194
9 Curt Warner, 1983-89	193
10 Paul Skansi, 1984-91	163

RECEIVING YARDS

PLAYER, SEASONS	NO
1 Steve Largent, 1976-89	13,089
2 Brian Blades, 1988-98	7,620
3 John L. Williams, 1986-93	4,151
4 Joey Galloway, 1995-98	4,122
5 Sam McCullum, 1976-81	3,409
6 Sherman Smith, 1976-82	2,342
7 Tommy Kane, 1988-92	2,034
8 Dan Doornink, 1979-85	1,940
9 Paul Skansi, 1984-91	1,911
10 Daryl Turner, 1984-87	1,872

RECEIVING TOUCHDOWNS

PLAYER, SEASONS	NO
1 Steve Largent, 1976-89	100
2 Daryl Turner, 1984-87	36
Joey Galloway, 1995-98	36
4 Brian Blades, 1988-98	34
5 Sam McCullum, 1976-81	21
6 John L. Williams, 1986-93	16
7 Ray Butler, 1985-88	13
8 Dan Doornink, 1979-85	11
9 Paul Skansi, 1984-91	10
Sherman Smith, 1976-82	10

INTERCEPTIONS

PLAYER, SEASONS	NO
1 Dave Brown, 1976-86	50
2 Eugene Robinson, 1985-95	42
3 John Harris, 1978-85	41
4 Kenny Easley, 1981-87	32
5 Keith Simpson, 1978-85	19



Curt Warner (1983-89)

PLAYER, SEASONS	NO
6 Darryl Williams, 1996-98	16
Terry Taylor, 1984-88, 1994	16
8 Robert Blackmon, 1990-96	15
9 Dwayne Harper, 1988-93	13
10 Patrick Hunter, 1986-94	12

RETURN YARDS

PLAYER, SEASONS	NO
1 Dave Brown, 1976-86	643
2 Eugene Robinson, 1985-95	586
3 Kenny Easley, 1981-87	528
4 John Harris, 1978-85	425
5 Darryl Williams, 1996-98	361
6 Keith Simpson, 1978-85	338
7 Robert Blackmon, 1990-96	246
8 Dwayne Harper, 1988-93	242
9 Terry Taylor, 1984-88, 1994	202
10 Patrick Hunter, 1988-94	174

RETURN TOUCHDOWNS

PLAYER, SEASONS	NO
1 Dave Brown, 1976-86	5
2 Kenny Easley, 1981-87	3
Keith Simpson, 1978-85	3
Shawn Springs, 1997-98	3
5 Jacob Green, 1980-91	2
John Harris, 1978-85	2
Terry Taylor, 1984-88, 1994	2
Darryl Williams, 1996-98	2
Darrin Smith, 1998	2
10 15 players tied with	1

PUNTS

PLAYER, SEASONS	NO
1 Rick Tuten, 1991-97	554
2 Jeff West, 1981-85	299
3 Herman Weaver, 1977-80	257
4 Ruben Rodriguez, 1987-89	192
5 Rick Engles, 1976-77	84
6 Jeff Feagles, 1998	81
7 Rick Donnelly, 1990-91	80
8 Vince Gamache, 1986	79
9 David Finzer, 1985	68
10 Rohn Stark, 1997	20

PUNTING YARDS

PLAYER, SEASONS	NO
1 Rick Tuten, 1991-97	24,266
2 Jeff West, 1981-85	11,511
3 Herman Weaver, 1977-80	10,182
4 Ruben Rodriguez, 1987-89	7,733
5 Jeff Feagles, 1998	3,570
6 Rick Donnelly, 1990-91	3,227
7 Rick Engles, 1976-77	3,204
8 Vince Gamache, 1986	3,048
9 David Finzer, 1985	2,766
10 Rohn Stark, 1997	813

INSIDE THE 20

PLAYER, SEASONS	NO
1 Rick Tuten, 1991-97	147
2 Jeff West, 1981-85	73
3 Herman Weaver, 1977-80	49
4 Ruben Rodriguez, 1987-89	48
5 Jeff Feagles, 1998	27
6 Rick Donnelly, 1990-91	19
7 Rick Engles, 1976-77	13
8 David Finzer, 1985	12
9 Vince Gamache, 1986	10
10 Rohn Stark, 1997	7

TOUCHBACKS

PLAYER, SEASONS	NO
1 Rick Tuten, 1991-97	45
2 Jeff West, 1981-85	28
3 Herman Weaver, 1977-80	19
4 Ruben Rodriguez, 1987-89	17
5 Jeff Feagles, 1998	12
6 Rick Donnelly, 1990-91	9
7 Vince Gamache, 1986	7
8 David Finzer, 1985	6
9 Rick Engles, 1976-77	4
10 2 players tied with	2

HAD BLOCKED

PLAYER, SEASONS	NO
1 Herman Weaver, 1977-80	5
2 Rick Engles, 1976-77	3
3 Kyle Richardson, 1997	2
Rick Tuten, 1991-97	2
5 Ruben Rodriguez, 1987-89	1

PUNT RETURNS

PLAYER, SEASONS	NO
1 Chris Warren, 1990-97	94
2 Bobby Joe Edmonds, 1986-88	89
3 Joey Galloway, 1995-98	76
4 Paul Johns, 1981-84	74
5 Kelvin Martin, 1993-94	65
6 Will Lewis, 1980-81	57
7 Paul Skansi, 1984-91	53
8 Ronnie Harris, 1994-98	44
9 Rufus Crawford, 1978	34
10 Kenny Easley, 1981-87	26

FAIR CATCHES

PLAYER, SEASONS	NO
1 Chris Warren, 1990-97	60
2 Kelvin Martin, 1993-94	35
3 Bobby Joe Edmonds, 1986-88	26
4 Paul Johns, 1981-84	23
5 Ronnie Harris, 1994-98	22
Joey Galloway, 1995-98	22
7 James Jefferson, 1989-93	10
Will Lewis, 1980-81	10
9 Paul Skansi, 1984-91	9
10 2 players tied with	7

PUNT RETURN YARDS

PLAYER, SEASONS	NO
1 Bobby Joe Edmonds, 1986-88	1,010
2 Paul Johns, 1981-84	843
3 Chris Warren, 1990-97	819
4 Joey Galloway, 1995-98	769
5 Kelvin Martin, 1993	550
6 Paul Skansi, 1984-91	500
7 Will Lewis, 1980-81	449
8 Ronnie Harris, 1994-98	360
9 Kenny Easley, 1981-87	302
10 Rufus Crawford, 1978	284

PUNT RETURN TD'S

PLAYER, SEASONS	NO
1 Joey Galloway, 1995-98	4
2 Paul Johns, 1981-84	2
3 Bobby Joe Edmonds, 1986-88	1
Will Lewis, 1980-81	1
Chris Warren, 1990-97	1

KICKOFF RETURNS

PLAYER, SEASONS	NO
1 Steve Broussard, 1995-98	165
2 Bobby Joe Edmonds, 1986-88	101
3 Chris Warren, 1990-97	86
4 Randall Morris, 1984-88	82
5 Al Hunter, 1977-80	78
6 Zachary Dixon, 1983-84	74
7 Michael Bates, 1993-94	56
8 Will Lewis, 1980-81	45
9 Derek Loville, 1990-91	36
10 Rufus Crawford, 1978	35

KICKOFF RETURN YARDS

PLAYER, SEASONS	No
1 Steve Broussard, 1995-98	3,900
2 Bobby Joe Edmonds, 1986-88	2,228
3 Chris Warren, 1990-97	1,794
4 Al Hunter, 1977-80	1,717
5 Randall Morris, 1984-88	1,621
6 Zachary Dixon, 1983-84	1,594
7 Michael Bates, 1993-94	1,111
8 Will Lewis, 1980-81	963
9 Rufus Crawford, 1978	829
10 Derek Loville, 1990-91	771

KICKOFF RETURN TD'S

PLAYER, SEASONS	No
1 Zachary Dixon, 1983-84	1
James Jefferson, 1989-93	1
Jon Vaughn, 1993-94	1
Steve Broussard, 1995-98	1

FUMBLES


PLAYER, SEASONS	No
1 Dave Krieg, 1980-91	108
2 Jim Zorn, 1976-84	49
3 Curt Warner, 1983-89	38
4 Chris Warren, 1990-97	26
5 Rick Mirer, 1993-96	24
6 Sherman Smith, 1976-82	22
7 Kelly Stouffer, 1988-92	20
8 John L. Williams, 1986-93	18
9 Steve Largent, 1976-89	17
10 Warren Moon, 1997-98	15

FUMBLE RECOVERIES

PLAYER, SEASONS	No
1 Jacob Green, 1980-91	17
2 Eugene Robinson, 1985-95	14
3 Dave Brown, 1976-86	11
Jeff Bryant, 1982-93	11
John Harris, 1978-85	11
6 Kenny Easley, 1981-87	9
Greg Gaines, 1981, 83-88	9
Shelton Robinson, 1982-85	9
Terry Wooden, 1990-96	9
10 3 players tied with	8

FUMBLE RETURN YARDS

PLAYER, SEASONS	No
1 Corey Harris, 1995-96	85
2 Antonio Edwards, 1993-97	83
3 Jacob Green, 1980-91	79
4 Chad Brown, 1997-98	68
5 Carlton Gray, 1993-96	62
John Harris, 1978-85	62
7 Fredd Young, 1984-87	58
8 Nesby Glasgow, 1988-92	56
9 Cornell Webster, 1977-80	54
10 Dwayne Harper, 1988-93	53



Nesby Glasgow (1988-92)

FUMBLE RETURN TD'S

PLAYER, SEASONS	No
1 Jacob Green, 1980-91	2
Shelton Robinson, 1982-85	2
Chad Brown, 1997-98	2
4 14 tied with	1

OWN FUMBLE RECOVERIES

PLAYER, SEASONS	No
1 Dave Krieg, 1980-91	27
2 Curt Warner, 1983-89	13
3 Jim Zorn, 1976-84	12
4 Chris Warren, 1990-97	10
5 John L. Williams, 1986-93	9
6 Edwin Bailey, 1981-91	7
Sherman Smith, 1976-82	7
Rick Mirer, 1993-96	7
9 Bryan Millard, 1984-91	6
Kelly Stouffer, 1988-92	6

TACKLES

PLAYER, SEASONS	No
1 Eugene Robinson, 1985-95	984
2 Keith Butler, 1978-87	813
3 Joe Nash, 1982-96	779
4 Jacob Green, 1980-91	718
5 Jeff Bryant, 1982-93	689
6 Dave Brown, 1976-86	684
7 John Harris, 1978-85	649
8 Michael Jackson, 1979-86	574
9 Terry Wooden, 1990-96	568
10 Terry Beeson, 1977-81	561

QUARTERBACK SACKS

PLAYER, SEASONS	No
1 Jacob Green, 1980-91	116.0
2 Jeff Bryant, 1982-93	63.0
3 Michael Sinclair, 1991-98	60.5
4 Cortez Kennedy, 1990-98	50.5
5 Joe Nash, 1982-96	47.5

PLAYER, SEASONS	No
6 Rufus Porter, 1988-94	37.5
7 Manu Tuiasosopo, 1979-83	21.0
Sam Adams, 1994-98	21.0
9 Bill Gregory, 1978-80	20.0
Michael McCrary, 1993-96	20.0

YARDS LOST ON SACKS

PLAYER, SEASONS	No
1 Jacob Green, 1980-91	753
2 Jeff Bryant, 1982-93	469
3 Cortez Kennedy, 1990-98	338
4 Michael Sinclair, 1991-98	320
5 Joe Nash, 1982-96	312
Rufus Porter, 1988-94	312
7 Bill Gregory, 1978-80	177
8 Manu Tuiasosopo, 1979-83	156
9 Sam Adams, 1994-98	155
10 Fredd Young, 1984-87	151

FORCED FUMBLES

PLAYER, SEASONS	No
1 Jacob Green, 1980-91	28
2 Michael Sinclair, 1991-98	18
3 Rufus Porter, 1988-94	14
4 Joe Nash, 1982-96	13
Bruce Scholtz, 1982-88	13
6 Jeff Bryant, 1982-93	12
7 Keith Butler, 1978-87	11
Keith Simpson, 1978-85	11
9 4 players tied with	10

BLOCKED PUNTS

PLAYER, SEASONS	No
1 Kerry Justin, 78-83, 86-87	3
2 Don Dufek, 1976-77, 1979	2
Patrick Hunter, 1986-94	2
Sam Merriman, 1983-87	2
Fredd Young, 1984-87	2
6 Michael Bates, 1993-94	1
Autry Beamon, 1977-79	1
Tony Burse, 1987	1
Peter Cronan, 1977-79, 1981	1
Greg Gaines, 1981, 1983-88	1
Sam McCullum, 1976-81	1
Steve Raible, 1976-81	1
Terry Taylor, 1984-88, 1994	1
Byron Walker, 1982-86	1

BLOCKED PUNTS RETURNED FOR TOUCHDOWNS

PLAYER, SEASONS	No
1 Autry Beamon, 1977-79	1
Jessie Green, 1979-80	1
Eric Lane, 1981-87	1
Sam Merriman, 1983-87	1
Paul Moyer, 1983-89	1
Steve Raible, 1976-81	1
Eugene Robinson, 1985-95	1
Terry Taylor, 1984-88, 1994	1

BLOCKED PAT'S

PLAYER, SEASONS	No
1 Mike White, 1981-82	3
2 Jeff Bryant, 1982-93	2
Jacob Green, 1980-91	2
Joe Nash, 1982-96	2
5 Dennis Boyd, 1977-79, 1981-82	1
Brian Flones, 1981-82	1
Terry Wooden, 1990-96	1

BLOCKED FIELD GOALS


PLAYER, SEASONS	No
1 Joe Nash, 1982-96	8
2 Jeff Bryant, 1982-93	3
3 Dennis Boyd, 1977-79, 1981-82	2
Jacob Green, 1980-91	2
Mike White, 1981-82	2
6 15 players tied with	1

BLOCKED FIELD GOALS RETURNED FOR TOUCHDOWN

PLAYER, SEASONS	No
1 Robert Blackmon, 1990-96	1
Vernon Dean, 1988	1
Byron Walker, 1982-86	1

RETURN TOUCHDOWNS (TOUCHDOWNS SCORED VIA INTERCEPTION, FUMBLE, KICKOFF, PUNT, BLOCKED PUNT, OR BLOCKED FIELD GOAL)

PLAYER, SEASONS	No
1 Dave Brown, 1976-86	5
2 Jacob Green, 1980-91	4
Joey Gallowy, 1995-98	4
4 Kenny Easley, 1981-87	3
Keith Simpson, 1978-86	3
Terry Taylor, 1984-88, 1994	3
Shawn Springs, 1997-98	3
8 10 players tied with	2



Paul Skansi (1984-91)

YEARLY LEADERS

TOUCHDOWNS

	G	TOT	RUSH	REC	RET	PAT	Pts
1976 Sherman Smith	12	5	4	1	0	0/0	30
1977 Steve Largent	14	10	0	10	0	0/0	60
1978 David Sims	12	15*	14*	1	0	0/0	90*
1979 Sherman Smith	16	15	11	4	0	0/0	90
1980 Jim Jodat	16	6	5	1	0	0/0	36
1981 Steve Largent	16	10	1	9	0	0/0	60
1982 Steve Largent	8	3	0	3	0	0/0	18
1983 Curt Warner	16	14+	13	1	0	0/0	84
1984 Steve Largent	16	12	0	12	0	0/0	72
1985 Daryl Turner	16	13	0	13*	0	0/0	78
1986 Curt Warner	16	13	13+	0	0	0/0	78
1987 Curt Warner	12	10	8	2	0	0/0	60
1988 Curt Warner	16	12	10	2	0	0/0	72
1989 John L. Williams	15	7	1	6	0	0/0	42
1990 Derrick Fenner	16	15+	14+	1	0	0/0	90
1991 John L. Williams	16	5	4	1	0	0/0	30
1992 Tommy Kane	11	3	0	3	0	0/0	18
Chris Warren	16	3	3	0	0	0/0	18
John L. Williams	16	3	1	2	0	0/0	18
1993 Chris Warren	14	7	7	0	0	0/0	42
1994 Chris Warren	16	11	9	2	0	1/1	68
1995 Chris Warren	16	16	15+	1	0	0/1	96
1996 Lamar Smith	16	8	8	0	0	3/3	54
Joey Galloway	16	8	0	7	1	0/0	48
1997 Joey Galloway	15	12	0	12+	0	0/0	72
1998 Joey Galloway	16	12	0	10#	2	0/0	72

KICK SCORING

	G	PATs	FGs	Pts.
1976 John Leyboldt	11	19-22	8-12	43
1977 John Leyboldt	14	33-37	9-18	60
1978 Efren Herrera	16	40-44	13-21	79
1979 Efren Herrera	16	43-46	19-23	100
1980 Efren Herrera	16	33-33	20-31	93
1981 Efren Herrera	12	23-25	12-17	59
1982 Norm Johnson	9	13-14	10-14	43
1983 Norm Johnson	16	49-50	18-25	103
1984 Norm Johnson	16	50-51	20-24	110
1985 Norm Johnson	16	40-41	14-25	82
1986 Norm Johnson	16	42-42	22-35*	108
1987 Norm Johnson	13	40-40	15-20	85
1988 Norm Johnson	16	39-39	22-28	105
1989 Norm Johnson	16	27-27	15-25	72
1990 Norm Johnson	16	33-34	23-32	102
1991 John Kasay	16	27-28	25-31	102
1992 John Kasay	16	14-14	14-22	56
1993 John Kasay	16	29-29	23-28	98
1994 John Kasay	16	25-26	20-24	85
1995 Todd Peterson	16	40-40	23-28	109
1996 Todd Peterson	16	27-27	28-34	111
1997 Todd Peterson	16	37-37	22-28	103
1998 Todd Peterson	16	41/41	19-24	98

* Led NFL; + Led AFC; # Tied AFC

RUSHING

	G	ATT	Yds	AVG	LG	TD
1976 Sherman Smith	12	119	537	4.5	53	4
1977 Sherman Smith	14	163	763	4.7	39	4
1978 Sherman Smith	12	165	805	4.9	67	6
1979 Sherman Smith	16	194	775	4.0	31	11
1980 Jim Jodat	16	155	632	4.1	26	5
1981 Theotis Brown	10	141	531	3.8	43	6
1982 Sherman Smith	9	63	202	3.2	19	0
1983 Curt Warner	16	335+	1449+	4.3	60	13
1984 David Hughes	16	94	327	3.3	14	1
1985 Curt Warner	16	291	1094	3.8	38	8
1986 Curt Warner	16	319+	1481+	4.6	60	13+
1987 Curt Warner	12	234	985	4.2	57	8
1988 Curt Warner	16	266	1025	3.9	29	10
1989 Curt Warner	16	194	631	3.3	34	3
1990 Derrick Fenner	16	215	859	4.0	36	14*
1991 John L. Williams	16	188	741	3.9	42	4
1992 Chris Warren	16	223	1017	4.6	52	3
1993 Chris Warren	14	273	1072	3.9	45	7
1994 Chris Warren	16	333	1545+	4.6+	41	9
1995 Chris Warren	16	310	1346	4.3	52	15+
1996 Chris Warren	14	203	885	4.2	51	5
1997 Chris Warren	15	200	847	4.2	36	4
1998 Ricky Watters	16	319	1239	3.9	39t	9

* Led NFL; + Led AFC

PASSING

	G/S	ATT	CMP	Yds	PCT	TD	INT	RATE
1976 Jim Zorn	14/14	439*	208	2571	47.3	12	27	49.5
1977 Jim Zorn	10/10	251	104	1683	41.4	16	19	54.3
1978 Jim Zorn	16/16	443+	248+	3283+	56.0	15	20	72.2
1979 Jim Zorn	16/16	505	285	3661	56.4	20	18	77.7
1980 Jim Zorn	16/16	488	276	3346	56.6	17	20	72.3
1981 Jim Zorn	13/13	397	236	2788	59.4	13	9	82.3
1982 Jim Zorn	9/7	245	126	1540	51.4	7	11	62.0
1983 Dave Krieg	9/8	243	147	2139	60.5	18	11	95.0
1984 Dave Krieg	16/16	480	276	3671	57.5	32	24	83.3
1985 Dave Krieg	16/16	532	285	3602	53.6	27	20	76.2
1986 Dave Krieg	15/15	375	225	2921	60.0	21	11	91.0
1987 Dave Krieg	12/12	294	178	2131	60.5	23	15	87.6
1988 Dave Krieg	9/9	228	134	1741	58.8	18	8*	94.6
1989 Dave Krieg	15/14	499	286	3309	57.3	21	20	74.8
1990 Dave Krieg	16/16	448	265	3194	59.2	15	20	73.6
1991 Dave Krieg	10/9	285	187	2080	65.6*	11	12	82.5
1992 Stan Gelbaugh	10/8	255	121	1307	47.5	6	11	52.9
1993 Rick Mirer	16/16	486	274	2833	56.4	12	17	67.0
1994 Rick Mirer	13/13	381	195	2151	51.2	11	7*	70.2
1995 Rick Mirer	15/13	391	209	2564	53.5	13	20+	63.7
1996 John Friesz	8/6	211	120	1629	56.9	8	4	86.4
1997 Warren Moon	15/14	528	313	3678	59.3	25	16	83.7
1998 Warren Moon	10/10	258	145	1632	56.2	11	8	76.6

* Led NFL; + Led AFC

RECEIVING

	G	No	Yds	AVG	LG	TD
1976 Steve Largent	14	54	705	13.0	45	4
1977 Steve Largent	14	33	643	19.4	74	10
1978 Steve Largent	16	71+	1168	16.5	57	8
1979 Steve Largent	15	66	1237+	18.7	55	9

		G	No	Yds	Avg	LG	TD
1980	Steve Largent	16	66	1064	16.1	67	6
1981	Steve Largent	16	75	1224	16.3	57	9
1982	Steve Largent	8	34	493	14.5	45	3
1983	Steve Largent	15	72	1074	14.9	46	11
1984	Steve Largent	16	74	1164	15.7	65	12
1985	Steve Largent	16	79	1287+	16.3	43	6
1986	Steve Largent	16	70	1070	15.3	38	9
1987	Steve Largent	13	58	912	15.7	55	8
1988	John L. Williams	16	58	651	11.2	75	3
1989	Brian Blades	16	77	1063	13.8	60	5
1990	John L. Williams	16	73	699	9.6	60	0
1991	Brian Blades	16	70	1003	14.3	52	2
1992	John L. Williams	16	74	556	7.5	27	2
1993	Brian Blades	16	80	945	11.8	41	3
1994	Brian Blades	16	81	1086	13.4	45	4
1995	Brian Blades	16	77	1001	13.0	49	4
1996	Joey Galloway	16	57	987	17.3	65	7
1997	Joey Galloway	15	72	1049	14.6	53	12+
1998	Joey Galloway	16	65	1047	16.1	81t	10#

* Led NFL; + Led AFC; # Tied AFC

RECEIVING YARDS

		G	Yds	No	Avg	LG	TD
1976	Steve Largent	14	705	54	13.0	45	4
1977	Steve Largent	14	643	33	19.4	74	10
1978	Steve Largent	16	1168	71+	16.5	57	8
1979	Steve Largent	15	1237+	66	18.7	55	9
1980	Steve Largent	16	1064	66	16.1	67	6
1981	Steve Largent	16	1224	75	16.3	57	9
1982	Steve Largent	8	493	34	14.5	45	3
1983	Steve Largent	15	1074	72	14.9	46	11
1984	Steve Largent	16	1164	74	15.7	65	12
1985	Steve Largent	16	1287+	79	16.3	43	6
1986	Steve Largent	16	1070	70	15.3	38	9
1987	Steve Largent	13	912	58	15.7	55	8
1988	Brian Blades	16	682	40	17.1	55	8
1989	Brian Blades	16	1063	77	13.8	60	5
1990	Tommy Kane	16	776	52	14.9	63	4
1991	Brian Blades	16	1003	70	14.3	52	2
1992	John L. Williams	16	556	74	7.5	27	2
1993	Brian Blades	16	945	80	11.8	41	3
1994	Brian Blades	16	1086	81	13.4	45	4
1995	Joey Galloway	16	1037	67	15.5	59	7
1996	Joey Galloway	16	987	57	17.3	65	7
1997	Joey Galloway	15	1049	72	14.6	53	12+
1998	Joey Galloway	16	1047	65	16.1	81t	10#

* Led NFL; + Led AFC; # Tied AFC

INTERCEPTIONS

		G	No	Yds	Avg	LG	TD
1976	Dave Brown	14	4	70	17.5	33	0
	Rolly Woolsey	14	4	19	4.7	13	0
1977	Autry Beamon	14	6	36	6.0	16	0
1978	Cornell Webster	15	5	9	1.8	14	0
1979	Dave Brown	16	5	46	9.2	23	0
1980	Dave Brown	16	6	32	5.3	24	0
	John Harris	16	6	28	4.7	15	0
1981	John Harris	16	10+	155	15.5	42	2+
1982	Kenny Easley	8	4	48	12.0	44	0
	John Harris	9	4	33	8.3	18	0

		G	No	Yds	Avg	LG	TD
1983	Kenny Easley	16	7	96	13.2	38	0
1984	Kenny Easley	16	10+	126	12.6	58	2*
1985	John Harris	16	7	20	2.9	17	0
1986	Dave Brown	16	5	58	11.6	24	1
1987	Kenny Easley	12	4	47	11.8	22	0
1988	Paul Moyer	16	6	79	13.2	34	0
1989	Eugene Robinson	16	5	24	4.8	20	0
1990	Eugene Robinson	16	3	89	29.7	39	0
	Dwayne Harper	16	3	69	23.0	47	0
1991	Eugene Robinson	16	5	56	11.2	27	0
1992	Eugene Robinson	16	7	126	18.0	49	0
1993	Eugene Robinson	16	9*	80	8.9	28	0
1994	Patrick Hunter	5	3	85	28.3	51	0
	Terry Wooden	16	3	78	26.0	69t	1
	Orlando Watters	16	3	39	13.0	18	1
	Eugene Robinson	13	3	18	6.0	18	0
1995	Robert Blackmon	13	5	46	9.2	21	0
1996	Darryl Williams	16	5	148	29.6	79	1
1997	Darryl Williams	16	8+	172	21.5	44	1
1998	Shawn Springs	16	7	142	20.3	56t	2#

* Led NFL; + Led AFC; # Tied AFC

PUNTING

	G	No	YARDS	AVG	NET	LG	TB	I20	Blk	
1976	Rick Engles	14	80	3067	38.3	29.9	55	3	13	2
1977	Herman Weaver	13	58	2293	39.5	31.8	59	4	10	1
1978	Herman Weaver	16	66	2440	37.0	29.5	59	6	13	0
1979	Herman Weaver	16	66	2651	40.2	33.4	60	3	11	3
1980	Herman Weaver	16	67	2798	41.8	31.6	62	7	14	2
1981	Jeff West	15	66	2578	39.1	36.1+	56	2	16	0
1982	Jeff West	9	48	1835	38.2	36.7	52	3	8	0
1983	Jeff West	16	79	3115	39.5	34.6	56	10	25	0
1984	Jeff West	16	95	3567	37.5	33.3	60	10	24	0
1985	Dave Finzer	12	68	2766	40.7	34.6	61	6	12	0
1986	Vince Gamache	16	79	3048	38.6	33.0	55	7	10	0
1987	Ruben Rodriguez	12	47	1880	40.0	34.0	63	5	17	0
1988	Ruben Rodriguez	16	70	2858	40.8	36.8	68	4	14	0
1989	Ruben Rodriguez	16	75	2995	39.9	32.9	59	8	17	1
1990	Rick Donnelly	16	67	2722	40.6	34.4	54	8	18	0
1991	Rick Tuten	10	49	2106	43.0	36.9	60	3	8	0
1992	Rick Tuten	16	108*	4760*	44.1	38.7	65	8	29*	0
1993	Rick Tuten	16	90	4007	44.5	37.3	64	7	21	1
1994	Rick Tuten	16	91	3905	42.9	36.7	64	7	33	0
1995	Rick Tuten	16	83	3735	45.0*	36.5	73*	8	21	0
1996	Rick Tuten	16	85	3746	44.1	34.5	66	7	21	1
1997	Rick Tuten	11	48	2007	41.8	36.4	65	5	15	0
1998	Jeff Feagles	16	81	3570	44.1	36.5	59	12	27	0

* Led NFL; + Led AFC

PUNT RETURNS

	G	No	FC	Yds	Avg	LG	TD	
1976	Lyle Blackwood	11	19	2	132	6.9	26	0
1977	Walter Packer	10	20	0	131	6.5	31	0
1978	Rufus Crawford	16	34	4	284	8.4	22	0
1979	Tony Green	11	16	3	121	7.6	30	0
1980	Will Lewis	16	41	9	349	8.5	75	1
1981	Paul Johns	16	16	4	177	11.1	34	0
1982	Paul Johns	9	19	10	210	11.1	37	0
1983	Paul Johns	11	28	5	316	11.3	75	1*

		G	No	FC	Yds	Avg	LG	TD
1984	Kenny Easley	16	16	5	194	12.1	42	0
1985	Paul Skansi	12	31	7	312	10.1	32	0
1986	Bobby Joe Edmonds	15	34	14	419	12.3*	75	1+
1987	Bobby Joe Edmonds	11	20	4	251	12.6+	40	0
1988	Bobby Joe Edmonds	16	35	8	340	9.7	41	0
1989	David Hollis	10	18	7	164	9.1	21	0
1990	Chris Warren	16	28	16	269	9.6	39	0
1991	Chris Warren	16	32	19	298	9.3	59	1*
1992	Chris Warren	16	34	25	252	7.4	16	0
1993	Kelvin Martin	16	32	15	270	8.4	33	0
1994	Kelvin Martin	16	33	20	280	8.5	23	0
1995	Joey Galloway	16	36	12	360	10.0	89*	1
1996	Joey Galloway	16	15	5	158	10.5	88+	1+
1997	Ronnie Harris	13	21	12	144	6.9	19	0
1998	Joey Galloway	16	25	5	251	10.0	74t	2@

* Led NFL; + Led AFC; @ Tied NFL; # Tied AFC

KICKOFF RETURNS

		G	No	Yds	Avg	LG	TD
1976	Oliver Ross	10	30	655	21.8	45	0
1977	Al Hunter	12	36	820	22.7	41	0
1978	Al Hunter	16	16	385	24.1	38	0
1979	Tony Green	11	20	437	21.9	31	0
1980	Will Lewis	16	25	585	23.4	54	0
1981	Will Lewis	10	20	378	18.9	36	0
1982	Horace Ivory	6	10	224	22.4	30	0
1983	Zachary Dixon	13	49*	1448*	23.4	94	1*
1984	David Hughes	16	17	348	20.5	38	0
1985	Randall Morris	16	31	636	20.5	58	0
1986	Bobby Joe Edmonds	15	34	764	22.5	46	0
1987	Bobby Joe Edmonds	11	27	564	20.9	43	0
1988	Bobby Joe Edmonds	16	40	900	22.5	65	0
1989	James Jefferson	16	22	511	23.2	97+	1*
1990	Chris Warren	16	23	478	20.8	71	0
1991	Chris Warren	16	35	792	22.6	55	0
1992	Chris Warren	16	28	524	18.7	34	0
1993	Michael Bates	16	30	602	20.1	46	0
1994	Michael Bates	15	26	508	19.5	38	0
1995	Steve Broussard	15	43	1062	24.7	70	0
1996	Steve Broussard	12	43	979	22.8	86	0
1997	Steve Broussard	16	50	1076	21.5	43	0
1998	Steve Broussard	15	29	781	26.9	90t	1

* Led NFL; + Led AFC

SACKS

		G	No			G	No
1976	Steve Niehaus	14	9.5	1988	Jacob Green	16	9.0
1977	Alden Roche	12	3.5	1989	Rufus Porter	16	10.5
1978	Bill Gregory	16	9.0	1990	Jacob Green	16	12.5
1979	Manu Tuiasosopo	16	8.0	1991	Rufus Porter	15	10.0
1980	Jacob Green	14	6.5	1992	Cortez Kennedy	16	14.0
1981	Jacob Green	16	12.0	1993	Michael Sinclair	9	8.0
1982	Jeff Bryant	9	3.0	1994	Michael Sinclair	12	4.5
	Jacob Green	9	3.0	1995	Antonio Edwards	13	6.5
1983	Jacob Green	16	16.0		Cortez Kennedy	16	6.5
1984	Jeff Bryant	16	14.5	1996	Michael McCrary	16	13.5+
1985	Jacob Green	16	13.5	1997	Michael Sinclair	16	12.0
1986	Jacob Green	16	12.0	1998	Michael Sinclair	16	16.5*
1987	Jacob Green	12	9.5				


* Led NFL; + Led AFC

DEFENSIVE STATISTICS

TACKLES

Includes solo and assists

		G	No			G	No
1976	Dave Brown	14	111	1988	Eugene Robinson	16	114
1977	Terry Beeson	14	134	1989	Eugene Robinson	16	102
1978	Terry Beeson	16	153	1990	Nesby Glasgow	16	83
1979	Terry Beeson	16	114	1991	Terry Wooden	16	100
1980	Michael Jackson	15	136	1992	Eugene Robinson	16	94
1981	Michael Jackson	16	140	1993	Eugene Robinson	16	111
1982	Michael Jackson	8	64	1994	Rod Stephens	16	128
1983	Bruce Scholtz	16	104	1995	Terry Wooden	16	135
1984	Shelton Robinson	16	93	1996	Dean Wells	16	107
1985	Fredd Young	16	118	1997	Chad Brown	15	104
1986	Fredd Young	15	121	1998	Chad Brown	16	150
1987	Fredd Young	13	101				



Rufus Porter (1988-94)

SPECIAL TEAMS TACKLES

		G	No			G	No
1976	Don Dufek	14	15	1988	Rufus Porter	16	16
1977	Peter Cronan	14	11	1989	Rufus Porter	16	13
	Charles McShane	14	11	1990	James Jones	16	15
1978	Cornell Webster	15	12	1991	David Daniels	16	12
1979	Don Dufek	13	18		Rod Stephens	16	12
1980	Don Dufek	8	13		Chris Warren	16	12
1981	Mike Tice	16	11	1992	Tracy Johnson	16	18
1982	Eric Lane	9	6	1993	Michael Bates	16	22
	Ken McAlister	9	6	1994	Dean Wells	15	16
1983	Don Dufek	14	18	1995	Mack Strong	16	19
1984	Sam Merriman	16	21	1996	Jay Bellamy	16	34
1985	John Kaiser	16	14	1997	Tim Hauck	16	22
1986	Eric Lane	15	16	1998	Kerry Joseph	16	14
1987	David Hollis	11	10				

TOP PERFORMANCES

RUSHING

PLAYER	OPPONENT	ATT	YDS	AVG.	LG	TD
1. *Curt Warner	vs. Kansas City 11/27/83 (OT)	32	207	6.5	28	3
2. Curt Warner	vs. Denver 12/20/86	24	192	8.0	60t	3
3. Chris Warren	at Houston 12/11/94	30	185	6.2	33	1
4. Ricky Watters	vs. Indianapolis 12/20/98	32	178	4.2	38	1
5. Chris Warren	at New England 9/19/93	36	174	4.5	17	1
6. Curt Warner	at San Diego 9/15/85	28	169	6.0	21	2
7. Chris Warren	vs. Phoenix 12/19/93 (OT)	27	168	6.2	45	1
8. Chris Warren	vs. Kansas City 11/22/92	20	154	7.7	35	1
9. Sherman Smith	at Chicago 11/5/78	23	152	6.6	67t	2
10. Lamar Smith	at Detroit 10/17/96	33	148	4.5	18	1
11. Chris Warren	vs. San Diego 10/27/96	19	146	7.7	50	1
12. Derrick Fenner	at Denver 9/23/90 (OT)	22	144	6.5	28	3
13. Curt Warner	vs. San Diego 10/6/86	28	142	5.1	21	0
14. Curt Warner	at Denver 10/26/86	21	139	6.6	14	0
15. Steve Broussard	vs. Tennessee 10/5/97	6	138	23.0	77	2
16. Curt Warner	at Denver 10/20/85 (OT)	27	136	5.0	19	0
Chris Warren	at Washington 11/19/95	29	136	4.7	14	1
Ricky Watters	vs. Washington 9/20/98	24	136	5.7	33	1
19. *Curt Warner	vs. Denver 11/6/83	24	135	5.6	23	0
20. Al Hunter	vs. Kansas City 12/17/78	27	133	4.9	55t	2
21. Jon Vaughn	vs. Pittsburgh 12/26/93	26	131	5.0	37	0
22. Curt Warner	vs. L.A. Raiders 11/28/88	27	130	4.8	26	0
23. *Curt Warner	at N.Y. Jets 9/11/83	25	128	5.1	31	2
24. Chris Warren	at Arizona 10/29/95 (OT)	23	127	5.5	52	0
25. Curt Warner	vs. Denver 12/11/88	23	126	5.5	18	4
Chris Warren	vs. Pittsburgh 9/25/94	26	126	4.8	28	1
27. *Sherman Smith	vs. Atlanta 11/7/76	14	124	8.9	53t	1
28. Curt Warner	vs. Green Bay 11/15/87	25	123	4.9	57	1
29. Dan Doornink	at Atlanta 10/29/79	21	122	5.8	26t	2
Curt Warner	at Dallas 11/27/86	22	122	5.5	19	1
Chris Warren	at New England 9/20/92	24	122	5.1	24	1
Chris Warren	vs. L.A. Raiders 12/18/94	24	122	5.1	33	1
Chris Warren	at Denver 11/13/94	18	122	6.8	23	1
34. David Sims	at N.Y. Jets 9/17/78	23	121	5.3	25	3
Chris Warren	at Jacksonville 11/12/95	27	121	4.5	29	1
36. Curt Warner	vs. San Diego 11/22/87	23	119	5.2	27	1
37. Jim Jodat	at Washington 9/28/80	22	117	5.3	12	0
Chris Warren	at Kansas City 10/23/94	19	117	6.2	41	0
39. *Curt Warner	vs. New England 12/18/83	26	116	4.5	14	0
Curt Warner	vs. L.A. Raiders 12/8/86	23	116	5.0	18	2
Chris Warren	vs. Tampa Bay 11/20/94	16	116	7.3	31	0
Chris Warren	vs. Buffalo 12/8/96	21	116	5.5	51	0
43. Chris Warren	vs. Denver 10/1/95	24	115	4.8	18	3
44. Curt Warner	vs. Pittsburgh 9/7/86	21	114	5.4	31	0
45. Eric Lane	at Minnesota 9/30/84	14	113	8.1	40t	1
46. John L. Williams	vs. Kansas City 9/20/87	15	112	7.5	48	1
Curt Warner	at L.A. Raiders 10/25/87	29	112	3.9	9	2
Derrick Fenner	at Green Bay 12/9/90	20	112	5.5	36	1
Chris Warren	vs. Cleveland 11/14/93	24	112	4.7	20	0
Chris Warren	vs. San Diego 10/22/95	18	112	6.2	17	2
51. Curt Warner	at Atlanta 10/2/88	22	110	5.0	21	1
52. *Curt Warner	vs. San Diego 9/18/83	22	109	5.9	23	2

	PLAYER	OPPONENT	ATT	YDS	AVG.	LG	TD
	John L. Williams	vs. Denver 12/11/88	20	109	5.5	18	0
	John L. Williams	vs. Denver 11/24/91	17	109	6.4	42	0
	Chris Warren	vs. Cincinnati 9/17/95	24	109	4.5	30	1
56.	David Sims	vs. Baltimore 11/12/78	14	106	7.6	44t	2
	Curt Warner	at Washington 9/28/86	16	106	6.6	29	1
58.	Curt Warner	vs. New England 11/17/85	24	105	4.4	24	0
	John L. Williams	vs. L.A. Raiders 11/28/88	17	105	6.2	24	0
	Chris Warren	vs. Oakland 12/17/95	17	105	6.2	35	3
	Ricky Watters	vs. Arizona 9/13/98	22	105	4.8	17	0
	Ricky Watters	vs. Kansas City 11/8/98	24	105	4.4	13	2
63.	David Sims	at Green Bay 10/15/78	22	104	4.7	12	1
	Theotis Brown	at N.Y. Jets 10/25/81	14	104	7.4	43	0
65.	Chris Warren	vs. Washington 11/8/92	19	103	5.4	36	0
	Chris Warren	vs. Green Bay 9/29/96	18	103	5.7	37	1
67.	John L. Williams	vs. Houston 11/13/88	13	102	7.8	44t	1
	Curt Warner	at L.A. Raiders 10/1/89	21	102	4.8	21	1
	John L. Williams	at Kansas City 1/2/94	16	102	6.4	38	1
70.	*Curt Warner	at L.A. Raiders 10/30/83	23	101	4.4	24	1
	Chris Warren	at Denver 12/10/95	18	101	5.6	24	1
72.	Chris Warren	at Washington 9/4/94	22	100	4.5	13	2
	*Ahman Green	at Philadelphia 9/6/98	6	100	16.7	64	1
	*Rookie						

100 YARDS: Warren 24, Warner 23, Williams 6, Sims 3, Fenner 2, S. Smith 2, Watters 4, Broussard 1, Brown 1, Doornink 1, Hunter 1, Jodat 1, Lane 1, L. Smith 1, Vaughn 1, Green 1.


PASSING

	PLAYER	OPPONENT	ATT	CMP	YDS	LG	TD	INT
1.	Dave Krieg	at Denver 11/20/83	42	31	418	50t	3	4
2.	Dave Krieg	at L.A. Raiders 12/18/88	32	19	410	75t	4	1
3.	Warren Moon	vs. Oakland 10/26/97	44	28	409	45	5	0
4.	Dave Krieg	at Denver 11/25/84	44	30	406	80t	3	0
5.	Dave Krieg	vs. Atlanta 10/13/85	51	33	405	54	4	1
6.	Jim Zorn	vs. New Orleans 11/18/79	33	24	384	51t	4	0
7.	Dave Krieg	at San Diego 11/10/91	39	29	379	49	2	1
8.	*Kelly Stouffer	vs. New Orleans 10/16/88	46	27	370	52	1	1
9.	Jeff Kemp	at Detroit 10/18/87	27	20	344	55	4	1
10.	Dave Krieg	vs. Denver 12/15/84	50	30	334	30	2	2
11.	Jim Zorn	vs. San Diego 9/3/78	32	21	329	64t	2	1
12.	Jim Zorn	at Oakland 9/20/81	43	24	327	36t	1	1
13.	Bruce Mathison	vs. Miami 10/4/87	42	20	326	47	2	3
14.	John Friesz	vs. Houston 11/3/96	38	24	323	44	1	2
15.	Jeff Kemp	at Denver 9/15/91	50	21	322	47	0	2
16.	Jim Zorn	at Denver 11/21/82	41	22	318	35t	1	1
17.	Jim Zorn	at Oakland 12/16/79	35	23	314	65t	2	1
18.	Jim Zorn	vs. New England 9/21/80	36	20	312	40	4	1
19.	Dave Krieg	vs. San Diego 10/29/89	49	27	311	24	1	2
20.	Dave Krieg	at Green Bay 10/21/84	35	22	310	31	2	2
21.	Jim Zorn	at Green Bay 10/15/78	32	17	308	48t	1	2
	Jim Zorn	vs. Denver 12/8/79	39	22	308	58	2	2
	Jim Zorn	vs. Kansas City 9/27/81	47	31	308	23	1	0
24.	Dave Krieg	at San Diego 9/15/85	32	22	307	40	5	0
25.	Dave Krieg	at Kansas City 11/11/90	23	16	306	54t	2	0
26.	Dave Krieg	at San Diego 12/14/86	21	15	305	72t	4	0
	*Rookie							

300 Yards: Krieg 11, Zorn 9, Kemp 2, Friesz 1, Mathison 1, Moon 1, Stouffer 1

RECEIVING

PLAYER	OPPONENT	No	Yds	Avg.	LG	TD
1. Steve Largent	at Detroit 10/18/87	15	261	17.4	55	3
2. Steve Largent	at Denver 11/25/84	12	191	15.9	65	1
3. +John L. Williams	at L.A. Raiders 12/18/88	7	180	25.7	75t	1
4. Sam McCullum	at Oakland 12/16/79	8	173	21.6	65t	1
5. Steve Largent	vs. N.Y. Jets 12/6/81	7	169	24.1	57	1
6. Tommy Kane	at Miami 12/16/90	10	162	16.2	25	0
7. Brian Blades	at New Orleans 9/1/91	12	160	13.3	31	2
8. Steve Largent	at St. Louis 11/13/83	8	155	19.4	45	3
9. Brian Blades	vs. N.Y. Giants 11/5/95	6	153	25.5	44	2
10. Steve Largent	vs. New Orleans 11/18/79	9	146	16.2	34t	2
Brian Blades	vs. Phoenix 9/17/89	9	146	16.2	28	1
12. *Brian Blades	vs. New Orleans 10/16/88	8	145	18.1	52	1
13. Steve Largent	at Oakland 10/26/80	4	142	35.5	67t	1
Joey Galloway	at Philadelphia 9/6/98	6	142	23.7	35t	2
15. Brian Blades	vs. Kansas City 11/27/94	7	141	20.1	34	0
16. Charle Young	at San Diego 10/9/83	7	140	20.0	43	0
17. Steve Largent	vs. L.A. Raiders 9/16/79	5	139	27.8	40t	2
Steve Largent	vs. N.Y. Giants 12/7/80	8	139	17.4	34t	1
Joey Galloway	at Pittsburgh 9/27/98	7	139	19.9	40	0
20. Steve Largent	vs. New England 11/17/85	8	138	17.3	27	0
21. Jimmy Teal	vs. Miami 10/4/87	9	137	15.2	47	0
Joey Galloway	at Miami 10/6/96	5	137	27.4	65t	2
23. Steve Largent	vs. Houston 10/21/79	6	135	22.5	55t	2
24. Steve Largent	vs. Buffalo 10/30/77	4	134	33.5	48t	2
Brian Blades	vs. Kansas City 12/5/93	7	134	19.1	41	0
26. Steve Largent	vs. New England 12/18/83	7	133	19.0	46	1
27. Brian Blades	vs. San Diego 10/3/93	10	132	13.2	20	1
28. Brian Blades	at San Diego 11/10/91	8	131	16.4	39	0
29. Steve Largent	vs. Washington 9/25/83	8	130	19.3	45	2
Steve Largent	at Minnesota 9/30/84	8	130	16.3	30	1
Joey Galloway	at San Diego 10/25/98	4	130	32.5	81t	1
32. Steve Largent	at Green Bay 10/21/84	7	129	18.4	31	1
+John L. Williams	vs. L.A. Raiders 12/17/89	12	129	10.8	36	1
34. *Steve Largent	vs. San Francisco 9/26/76	7	128	18.3	41	1
Ray Butler	at New England 9/21/86	3	128	42.7	67t	2
36. Steve Largent	vs. San Diego 9/3/78	6	127	21.2	33t	1
Steve Largent	at Green Bay 10/15/78	6	127	21.2	48t	1
Steve Largent	at Atlanta 10/29/79	6	127	21.2	53	0
Steve Largent	vs. New England 9/21/80	6	127	21.2	31t	2
Brian Blades	at Denver 12/10/95	7	127	18.1	49	0
Joey Galloway	at New York Jets 12/6/98	2	127	63.5	70t	2
42. Steve Largent	at Chicago 11/5/78	6	126	21.0	31	2
43. Brian Blades	at L.A. Raiders 12/11/88	4	123	30.8	55	2
44. Sam McCullum	at Oakland 9/20/81	6	122	20.3	36t	1
Brian Blades	at Denver 11/26/89	8	122	15.3	29	0
Tommy Kane	at Denver 9/15/91	6	122	20.3	38	0
47. Daryl Turner	at San Diego 9/15/85	7	121	17.3	34	4
48. Steve Largent	at Kansas City 12/2/79	9	120	13.3	28	2
49. Steve Largent	vs. San Diego 10/4/81	5	118	23.6	34	1
Paul Johns	vs. Pittsburgh 10/23/83	6	118	19.7	28t	1
Byron Franklin	vs. San Diego 10/6/86	5	118	23.6	46t	1
52. +John L. Williams	at Chicago 12/20/87	8	117	14.6	75t	1
Brian Blades	vs. San Diego 10/29/89	10	117	11.7	21	1
Joey Galloway	vs. Oakland 10/26/97	7	117	16.7	45	3
55. Steve Largent	vs. San Diego 11/27/77	4	116	29.0	74t	2
Steve Largent	vs. San Diego 9/18/83	8	116	14.5	41t	2
Paul Johns	at Denver 11/20/83	9	116	12.9	20	0
58. Steve Largent	at Cincinnati 9/6/81	8	114	14.3	36	1



Edwin Bailey (1981-91) & Steve Largent (1976-89)

	PLAYER	OPPONENT	No	Yds	Avg.	LG	TD
	*Joey Galloway	at Jacksonville 11/12/95	5	114	22.8	38	2
60.	Duke Ferguson	vs. Buffalo 10/30/77	4	113	28.3	45	1
	Brian Blades	at L.A. Raiders 10/1/89	7	113	16.1	32	1
	James McKnight	vs. Tennessee 11/29/98	5	113	22.6	59t	1
63.	Sam McCullum	vs. St. Louis 9/12/76	4	112	28.0	72t	2
	Steve Raible	at Minnesota 11/14/76	3	112	37.7	80t	1
65.	Steve Largent	vs. Chicago 12/12/82	8	111	13.9	34	0
66.	Steve Largent	at Denver 9/23/79	6	110	18.3	42	0
	Steve Largent	at New Orleans 11/10/85	5	110	22.0	43	0
	+John L. Williams	at San Diego 11/25/90	9	110	12.2	60	0
69.	Steve Largent	vs. Pittsburgh 11/28/82	5	109	21.8	45	0
70.	Steve Largent	vs. Cleveland 12/3/78	8	108	13.5	27	1
	Steve Largent	vs. N.Y. Jets 11/2/86	7	108	15.4	30	1
	*Joey Galloway	vs. Oakland 12/17/95	5	108	21.6	43	1
	Joey Galloway	at Denver 12/1/96	5	108	21.6	43	0
74.	Sam McCullum	at N.Y. Jets 10/19/80	5	107	21.4	58	0
	Ray Butler	vs. Denver 12/13/87	6	107	17.8	40t	2
	Brian Blades	at Cincinnati 12/10/89	6	107	17.8	60t	1
	Brian Blades	at Denver 9/15/91	5	107	21.4	47	1
	Brian Blades	vs. Kansas City 9/3/95	8	107	13.4	23	1
79.	Steve Largent	vs. Buffalo 10/14/84	5	106	21.2	51t	2
	Joey Galloway	vs. San Diego 9/21/97	5	106	21.2	53	1
81.	*David Sims	at Cincinnati 9/25/77	4	105	26.3	82t	1
	Paul Johns	at New England 9/16/84	8	105	13.1	25	0
83.	Steve Largent	vs. Detroit 12/2/84	8	104	13.0	22	2
	Kelvin Martin	at Indianapolis 10/2/94	8	104	13.0	30t	1
85.	+*David Hughes	vs. Kansas City 9/27/81	12	103	8.6	22	0
	Paul Johns	at Denver 11/21/82	5	103	20.6	35	0
	Steve Largent	vs. Atlanta 10/13/85	8	103	12.9	27	1
	Brian Blades	vs. San Diego 12/27/92	6	103	17.2	37	0
89.	Sam McCullum	vs. Denver 12/8/79	5	102	20.4	58	0
	Steve Largent	at Cincinnati 11/16/86	7	102	14.6	28	0
	Tommy Kane	at Pittsburgh 10/20/91	6	102	17.0	60t	0

	PLAYER	OPPONENT	No	Yds	Avg.	LG	TD
	* Joey Galloway	at Buffalo 10/15/95	5	102	20.4	54t	1
93.	* Steve Largent	vs. New Orleans 11/21/76	6	101	16.8	22	1
	Steve Largent	vs. Philadelphia 11/02/80	6	101	16.8	27	1
	Steve Largent	vs. Kansas City 12/01/85	7	101	14.4	31	1
	Steve Largent	vs. Denver 12/20/86	6	101	16.8	27	0
	Joey Galloway	vs. San Francisco 12/21/97	6	101	16.8	37	2
98.	James McKnight	vs. Oakland 10/26/97	4	100	25.0	42t	1
	* Rookie; + Running Back						

100 Yards: Largent 40, Blades 17, Galloway 12, McCullum 5, Johns 4, Williams 4, Kane 3, Butler 2, McKnight 2, Fergerson 1, Franklin 1, Hughes 1, Martin 1, Raible 1, Sims 1, Teal 1, Turner 1, C. Young 1

SACKS

	PLAYER	OPPONENT	SACKS	YARDS
1.	Jacob Green	vs. N.Y. Giants 10/19/86	4.0	29.0
	Michael Sinclair	vs. Kansas City 9/15/96	4.0	13.0
	Michael McCrary	at Oakland 12/22/96	4.0	15.0
4.	Jacob Green	vs. L.A. Raiders 10/16/83	3.5	24.5
5.	Bill Gregory	vs. Denver 10/29/78	3.0	10.0
	Jacob Green	vs. New England 12/18/83	3.0	29.0
	Jacob Green	vs. Cleveland 9/3/84	3.0	24.0
	Jeff Bryant	vs. Detroit 12/2/84	3.0	19.0
	Jacob Green	vs. Cleveland 12/8/85	3.0	15.0
	Jacob Green	vs. Philadelphia 11/23/86	3.0	12.0
	Fredd Young	vs. Philadelphia 11/23/86	3.0	17.0
	Jacob Green	vs. Kansas City 9/11/88	3.0	28.0
	Rufus Porter	vs. San Diego 10/15/89	3.0	20.0
	Jacob Green	vs. Detroit 12/30/90	3.0	14.0
	Rufus Porter	vs. Denver 11/24/91	3.0	16.0
	Cortez Kennedy	at New England 9/20/92	3.0	23.0
	Michael Sinclair	vs. San Diego 10/3/93	3.0	23.0
	Michael Sinclair	vs. Denver 9/8/96	3.0	19.0
	Michael Sinclair	vs. Buffalo 12/8/96	3.0	15.0
	Michael McCrary	at Jacksonville 12/15/96	3.0	13.0
21.	Chad Brown	at Indianapolis 9/14/97	3.0	27.0
	* Rookie			

3.0 or More: Green 8, Sinclair 4, McCrary 2, Porter 2, Brown 1, Bryant 1, Gregory 1, Kennedy 1, Young 1



Manu Tuiasosopo (1979-83)

OPPONENT PERFORMANCES

RUSHING

PLAYER	TEAM, DATE	ATT	Yds	AVG.	LG	TD
1. Bo Jackson	L.A. Raiders 11/30/87	18	221	12.3	91t	2
2. Terrell Davis	Denver 10/11/98	30	208	6.9	70	1
3. Earl Campbell	Houston 10/11/81	39	186	4.8	27	2
4. Walter Payton	Chicago 12/5/76	27	183	6.8	44	0
5. Terrell Davis	at Denver 12/27/98	29	178	6.1	21	0
6. Marcus Allen	L.A. Raiders 12/5/82	24	156	6.5	53	2
Christian Okoye	Kansas City 10/8/89	30	156	5.2	21	1
8. Chuck Muncie	San Diego 11/16/81	20	151	7.6	73t	2
Freeman McNeil	N.Y. Jets 10/27/85	22	151	6.8	30	0
10. Eric Dickerson	L.A. Rams 9/23/85	31	150	4.8	43	3
11. Ted McKnight	Kansas City 9/30/79	12	147	12.3	84t	2
12. Mike Thomas	Washington 9/19/76	27	143	5.3	24	1
13. Earl Campbell	at Houston 9/19/82	30	142	4.7	19	1
14. Mike Pruitt	at Cleveland 11/11/79	15	141	9.4	65t	2
15. Jim Otis	St. Louis 9/12/76	27	140	5.2	18	1
Freeman McNeil	at N.Y. Jets 9/11/83	22	140	6.4	19	0
17. Gerald Riggs	Atlanta 10/13/85	23	139	6.0	30	0
Jerome Bettis	at Pittsburgh 9/27/98	28	138	4.9	23	0
19. Mike Pruitt	Cleveland 9/12/82	30	136	4.5	10	2
20. Barry Sanders	at Detroit 11/17/96	16	134	8.4	40	1
21. Franco Harris	Pittsburgh 10/23/83	31	132	4.3	11	1
22. Glyn Milburn	at Denver 12/10/95	18	131	7.3	29	0
Adrian Murrell	N.Y. Jets 8/31/97	24	131	5.5	15	0
24. Otis Anderson	at St. Louis 11/13/83	29	130	4.5	16	0
25. Bobby Humphrey	at Denver 9/23/90 (OT)	25	129	5.2	26	0
Marshall Faulk	Indianapolis 12/4/94	27	129	4.8	45t	1

PASSING

PLAYER	TEAM, DATE	ATT	CMP	Yds	TD	INT
1. Dan Fouts	at San Diego 9/15/85	43	29	440	4	1
2. John Elway	Denver 12/20/85	42	24	432	1	0
3. Ken O'Brien	N.Y. Jets 11/2/86	32	26	431	4	0
Steve Beuerlein	Phoenix 12/19/93 (OT)	53	34	431	3	2
5. Vinny Testaverde	at N.Y. Jets 12/6/98	63	42	418	2	1
6. Tony Eason	at New England 9/21/86	45	26	414	3	0
7. Jeff Blake	Cincinnati 11/6/94 (OT)	43	31	387	0	1
8. Trent Green	Washington 9/20/98	54	27	383	2	2
9. Warren Moon	at Houston 11/7/93	55	36	369	2	2
10. Randall Cunningham	Philadelphia 12/13/92 (OT)	44	27	365	0	1
11. Lynn Dickey	Green Bay 10/21/84	38	24	364	3	3
12. Jay Schroeder	L.A. Raiders 12/18/88	49	22	354	3	1
13. Jeff Rutledge	at NY Giants 12/11/83	52	29	349	0	2
14. John Elway	Denver 10/22/89	35	18	344	2	0
Mark Herrmann	San Diego 10/6/85	35	26	344	3	3
16. Ken Stabler	Oakland 9/16/79	37	25	343	1	2
17. Ken Stabler	at Oakland 12/16/79	47	31	342	1	2
18. Dan Fouts	at San Diego 12/13/80	42	29	339	1	2
19. John Elway	at Denver 9/13/87	32	22	338	4	1
Dan Fouts	San Diego 9/18/83	41	21	338	4	3
John Elway	at Denver 12/27/98	36	26	338	4	0

PLAYER	TEAM, DATE	ATT	CMP	YDS	TD	INT
22. John Elway	Denver 12/13/87	42	21	335	1	2
Peyton Manning	Indianapolis 12/20/98	39	23	335	1	1
24. Boomer Esiason	at Cincinnati 11/16/86	33	22	334	1	1
25. Jeff Hostetler	at Oakland 10/8/95	33	20	333	2	0

RECEIVING YARDS

PLAYER	TEAM, DATE	YDS.	NO.	AVG.	LG	TD
1. Wes Chandler	at San Diego 9/15/85	243	13	18.7	45	1
2. Al Toon	N.Y. Jets 11/2/86	195	9	21.7	50t	2
3. Marcus Allen	at L.A. Raiders 10/7/84	173	4	32.3	92	1
4. Morris Owens	Tampa Bay 10/16/77	166	9	18.4	67t	1
Henry Marshall	at Kansas City 12/9/84	166	8	20.8	36	1
Roy Green	Phoenix 9/17/89	166	8	20.8	59t	3
7. Jerry Rice	San Francisco 9/25/88	163	6	27.2	69t	3
Tony Martin	at San Diego 9/10/95	163	13	12.5	24	0
9. James Lofton	at Green Bay 10/21/84	162	5	32.4	79t	2
10. Stanley Morgan	at New England 9/21/86	161	7	23.0	44t	3
Wesley Walker	N.Y. Jets 11/2/86	161	6	26.8	83t	1
Fred Barnett	Philadelphia 12/13/92 (OT)	161	9	17.9	53	1
13. Rod Smith	at Denver 12/27/98	158	9	17.6	36	1
14. Darnay Scott	Cincinnati 11/6/94 (OT)	157	7	22.4	76	0
15. Cliff Branch	Oakland 9/16/79	156	7	22.3	47	0
Willie Davis	Kansas City 9/3/95	155	6	25.8	60t	2
17. Vance Johnson	at Denver 11/26/89	154	6	25.7	69	2
18. Todd Christensen	L.A. Raiders 10/16/83	152	11	13.8	22t	3
Gary Clark	Phoenix 12/19/93 (OT)	152	12	12.7	28	1
Tony Martin	San Diego 9/18/94	152	6	25.3	99t	1
21. Wes Chandler	San Diego 10/6/85	150	9	16.7	59	2
Derrick Alexander	at Baltimore 12/7/97	150	6	25.0	92	0
23. Carlos Carson	Kansas City 11/27/83 (OT)	149	7	21.3	35	1
Gary Clark	Washington 12/23/89	149	9	16.6	44t	1
25. Tim Brown	at Oakland 10/8/95	143	5	28.6	80t	1

RECEPTIONS

PLAYER	TEAM, DATE	NO.	YDS.	AVG.	LG	TD
1. Wes Chandler	at San Diego 9/15/85	13	243	18.7	45	1
Tony Martin	at San Diego 9/10/95	13	163	12.5	24	0
3. Gary Clark	Phoenix 12/19/93 (OT)	12	152	12.7	28	1
4. Todd Christensen	L.A. Raiders 10/16/83	11	152	13.8	22t	3
5. Don McCauley	Baltimore 11/12/78	10	88	8.8	19	0
Cliff Branch	at Oakland 12/16/79	10	109	10.9	15	0
Clarence Williams	at San Diego 10/4/81	10	89	8.9	15	0
Anthony Miller	San Diego 10/3/93	10	123	12.3	20	1
9. Ahmad Rashad	at Minnesota 11/14/76	9	93	10.3	17	0
Morris Owens	Tampa Bay 10/16/77	9	166	18.4	67t	1
Raymond Chester	Oakland 9/16/79	9	69	7.7	12	0
Wilbur Jackson	at San Francisco 10/7/79	9	60	6.7	20	0
*John Jefferson	at San Diego 10/14/79	9	137	15.2	49t	2
James Brooks	San Diego 11/16/81	9	90	10.0	23	0
Wes Chandler	San Diego 10/6/85	9	150	16.7	59	2
Larry Centers	at Arizona 10/29/85 (OT)	9	73	8.1	23	0
Al Toon	N.Y. Jets 11/2/86	9	195	21.7	50t	2
Stephone Paige	Kansas City 9/11/88	9	99	11.0	18	1
Gary Clark	Washington 12/23/89	9	149	16.6	44t	1
Vance Johnson	at Denver 9/23/90	9	120	13.3	22	0
Stephone Paige	Kansas City 10/21/90	9	80	8.9	16	0

PLAYER	TEAM, DATE	NO.	YDS.	AVG.	LG	TD
Mervyn Fernandez	L.A. Raiders 10/13/91	9	96	10.7	24	0
Anthony Miller	at San Diego 10/4/92	9	142	15.8	67t	2
Fred Barnett	Philadelphia 12/13/92 (OT)	9	161	17.9	53	1
Tim Brown	L.A. Raiders 9/12/93	9	97	10.8	33t	1
Webster Slaughter	at Houston 11/7/93	9	135	15.0	36	1
Keyshawn Johnson	at N.Y. Jets 12/6/98	9	114	12.6	20	1
Rod Smith	at Denver 12/27/98	9	158	17.6	36	1

* rookie

SACKS

PLAYER	TEAM, DATE	SACKS	YARDS
1. Derrick Thomas	at Kansas City 11/11/90	7.0*	60.0
2. Barney Chavous	Denver 12/21/80	4.0	47.0
Anthony Smith	L.A. Raiders 10/18/92	4.0	29.0
Anthony Smith	L.A. Raiders 9/12/93	4.0	21.0
Leslie O'Neal	San Diego 10/22/95	4.0	26.0
6. Keith Willis	Pittsburgh 10/23/83	3.5	15.0
Randy White	Dallas 12/4/83	3.5	30.0
Simon Fletcher	Denver 11/30/92 (OT)	3.5	23.5
9. 11 players tied with		3.0	

* NFL record



Daryl Turner (1984-87)

MISCELLANEOUS TOP 10

HOME ATTENDANCE

	ATT	OPPONENT	STADIUM	DATE	W/L	SCORE
1	66,264	Oakland	Kingdome	October 26, 1997	W	45-34
	66,264	Kansas City	Kingdome	November 23, 1997	L	14-19
3	66,258	Denver	Kingdome	October 11, 1998	L	16-21
4	66,253	San Francisco	Kingdome	December 21, 1997	W	38-9
5	66,251	Kansas City	Kingdome	November 8, 1998	W	24-12
6	66,246	Oakland	Kingdome	November 1, 1998	L	18-31
7	65,536	San Diego	Husky Stadium	September 18, 1994	L	10-24
8	64,060	LA Raiders	Kingdome	November 3, 1985	W	33-3
9	64,001	LA Raiders	Kingdome	November 12, 1984	W	17-14
10	63,336	Washington	Kingdome	September 20, 1998	W	24-14

ROAD ATTENDANCE

	ATT	OPPONENT	STADIUM	DATE	W/L	SCORE
1	88,734*	LA Raiders	Coliseum	January 8, 1983	L	14-30
2	78,847	Kansas City	Arrowhead	October 23, 1994	L	23-38
3	78,605	Cleveland	Municipal	October 9, 1988	W	16-10
4	77,904	LA Raiders	Coliseum	October 7, 1984	L	14-28
5	77,425	LA Raiders	Coliseum	December 15, 1985	L	3-13
6	75,446	Cleveland	Municipal	October 2, 1983	W	24-9
7	74,899	Denver	Mile High	October 20, 1985	L	10-13
8	74,527	Denver	Mile High	December 13, 1981	L	13-23
9	73,916	Denver	Mile High	November 21, 1982	W	17-10
10	73,469*	Miami	Orange Bowl	December 29, 1984	L	10-31

* Playoff Game

COLDEST GAMES

	TEMP	OPPONENT	DATE	W/L	SCORE
1	26	@ Pittsburgh	December 6, 1992	L	14-20
2	30	@ Cincinnati	December 10, 1989	W	24-17
3	31	@ New England	December 4, 1988	L	7-13
	31	@ Kansas City	December 24, 1995	L	3-26
5	32	@ Kansas City	December 2, 1979	L	21-37
6	34	@ Pittsburgh	December 4, 1977	L	20-30
	34	@ Denver	November 23, 1980	L	20-36
	34	@ Cincinnati	November 18, 1984	W	26-6
	34	@ Kansas City	November 20, 1988	L	24-27
10	35	@ Cleveland	November 11, 1979	W	29-24
	35	@ Pittsburgh	December 6, 1987	L	9-13
	35	@ Kansas City	December 27, 1987	L	20-41

WARMEST GAMES

	TEMP	OPPONENT	DATE	W/L	SCORE
1	95	@ NY Jets	September 11, 1983	W	17-10
2	94	@ Kansas City	September 4, 1987	L	13-17
3	93	@ Philadelphia	September 10, 1989	L	7-31
4	88	@ Cincinnati	September 8, 1985	W	28-24
5	85	@ Denver	September 13, 1987	L	17-40
6	84	@ San Diego	September 1, 1996	L	7-29
7	83	@ Denver	October 1, 1978	L	7-28
8	82	@ Miami	September 9, 1979	L	10-19
	82	@ Arizona	October 29, 1995	L	14-20
10	81	@ Denver	September 23, 1979	L	34-37
	81	@ New England	October 7, 1990	W	33-20

RECORD BY MONTH

REGULAR SEASON

YEAR	AUG	SEPT	OCT	NOV	DEC	JAN	RECORD
1976		0-3	1-4	1-3	0-2		2-12
1977		0-2	2-3	1-3	2-1		5-9
1978		2-2	2-3	3-1	2-1		9-7
1979		1-4	3-1	3-1	2-1		9-7
1980		2-2	2-2	0-5	0-3		4-12
1981		1-3	1-3	2-3	2-1		6-10
1982		0-2		2-0	1-3	1-0	4-5
1983		2-2	3-2	2-2	2-1		9-7
1984		4-1	3-1	4-0	1-2		12-4
1985		2-2	2-2	2-2	2-2		8-8
1986		3-1	2-2	2-3	3-0		10-6
1987		1-1	3-1	3-2	2-2		9-6
1988		2-2	3-2	2-2	2-1		9-7
1989		1-2	3-2	0-4	3-1		7-9
1990		0-3	3-1	2-2	4-1		9-7
1991		2-3	3-1	1-2	1-3		7-9
1992		1-3	0-4	1-3	0-4		2-14
1993		2-2	2-2	1-2	1-3	0-1	6-10
1994		3-1	0-4	2-2	1-3		6-10
1995		1-2	1-4	3-1	3-1		8-8
1996		1-4	2-1	2-2	2-2		7-9
1997	0-1	2-2	3-0	1-4	2-1		8-8
1998		3-1	1-2	2-3	2-2		8-8
Total	0-1	36-50	45-47	42-52	40-41	1-1	164-192

INCLUDING PLAYOFFS

YEAR	AUG	SEPT	OCT	NOV	DEC	JAN	RECORD	PLAYOFFS
1976		0-3	1-4	1-3	0-2		2-12	
1977		0-2	2-3	1-3	2-1		5-9	
1978		2-2	2-3	3-1	2-1		9-7	
1979		1-4	3-1	3-1	2-1		9-7	
1980		2-2	2-2	0-5	0-3		4-12	
1981		1-3	1-3	2-3	2-1		6-10	
1982		0-2		2-0	1-3	1-0	4-5	
1983		2-2	3-2	2-2	4-1 *	0-1 *	9-8 *	2-1
1984		4-1	3-1	4-0	2-3 *		13-5 *	1-1
1985		2-2	2-2	2-2	2-2		8-8	
1986		3-1	2-2	2-3	3-0		10-6	
1987		1-1	3-1	3-2	2-2	0-1 *	9-7 *	0-1
1988		2-2	3-2	2-2	2-2 *		9-8 *	0-1
1989		1-2	3-2	0-4	3-1		7-9	
1990		0-3	3-1	2-2	4-1		9-7	
1991		2-3	3-1	1-2	1-3		7-9	
1992		1-3	0-4	1-3	0-4		2-14	
1993		2-2	2-2	1-2	1-3	0-1	6-10	
1994		3-1	0-4	2-2	1-3		6-10	
1995		1-2	1-4	3-1	3-1		8-8	
1996		1-4	2-1	2-2	2-2		7-9	
1997	0-1	2-2	3-0	1-4	2-1		8-8	
1998		3-1	1-2	2-3	2-2		8-8	
Total	0-1	36-50	45-47	42-52	43-43	1-3	167-196	3-4

* includes playoffs

PRIME-TIME RECORD

(20-14)

ABC'S MONDAY NIGHT FOOTBALL (11-5)

DATE	W/L	SCORE	OPPONENT
September 29, 1979	W	31-28	@ Atlanta
November 26, 1979	W	30-7	New York Jets
November 17, 1980	L	19-17	Oakland
November 16, 1980	W	44-23	San Diego
October 29, 1984	W	24-0	@ San Diego
November 12, 1984	W	17-14	@ LA Raiders
September 23, 1985	L	35-24	LA Rams
November 25, 1985	L	19-6	@ San Francisco
October 6, 1986	W	33-7	San Diego
December 8, 1986	W	37-0	LA Raiders
November 9, 1987	L	30-14	@ New York Jets
November 30, 1987	L	37-14	@ LA Raiders
November 28, 1988	W	35-27	LA Raiders
December 4, 1989	W	17-16	Buffalo
October 1, 1990	W	31-16	Cincinnati
November 30, 1992	W	16-13(OT)	Denver

THURSDAY-SUNDAY NIGHT (9-9)

DATE	NETWORK	W/L	SCORE	OPPONENT
Friday, December 20, 1985	ABC	L	27-24	Denver
Thursday, November 27, 1986*	NBC	W	31-14	@ Dallas
Sunday, December 13, 1987	ESPN	W	28-21	Denver
Sunday, December 11, 1988	ESPN	W	42-14	Denver
Sunday, December 17, 1989	ESPN	W	23-17	LA Raiders
Sunday, November 25, 1990	ESPN	W	13-10	@ San Diego
Sunday, December 23, 1990	ESPN	W	17-12	Denver
Sunday, October, 13, 1991	ESPN	L	23-20	LA Raiders
Sunday, December 22, 1991	ESPN	W	23-9	LA Rams
Sunday, November 22, 1992	ESPN	L	24-14	Kansas City
Sunday, September 12, 1993	TNT	L	17-13	LA Raiders
Sunday, December 18, 1994	ESPN	L	17-16	LA Raiders
Sunday, December 17, 1995	ESPN	W	44-10	LA Raiders
Thursday, October 17, 1996	TNT	L	34-16	@ Kansas City
Sunday, December 15, 1996	ESPN	L	20-13	@ Jacksonville
Sunday, December 21, 1997	ESPN	W	38-9	San Francisco
Sunday, October 4, 1998	ESPN	L	17-6	@ Kansas City
Sunday, November 1, 1998	ESPN	L	31-18	Oakland

*Thanksgiving Day Game

RECORDS BY TELEVISION NETWORK

ABC (11-6)

ESPN (8-6)

TNT (0-2)

NBC (1-0)

ALL-TIME HONORS

CAPTAINS

	OFFENSE
1976	Norm Evans, T
1977	Norm Evans, T
1978	Norm Evans, T
1979	Steve Largent, WR
1980	Steve Largent, WR
1981	Steve Largent, WR
1982	Steve Largent, WR
1983	Steve Largent, WR
1984	Charle Young, TE
1985	Steve Largent, WR
1986	Steve Largent, WR
1987	Steve Largent, WR Curt Warner, RB
1988	Steve Largent, WR
1989	Steve Largent, WR
1990	Dave Krieg, QB
1991	Dave Krieg, QB
1992	John L. Williams, FB
1993	John L. Williams, FB
1994	Ray Donaldson, C
1995	Rick Mirer, QB
1996	Rick Mirer, QB Chris Warren, RB
1997	John Friesz, QB
1998	Warren Moon, QB Kevin Glover, C

	DEFENSE
	Mike Curtis, LB
	Eddie McMillan, S
	Dennis Boyd, DT
	Dennis Boyd, DE
	Keith Simpson, S
	Keith Simpson, CB
	Keith Simpson, CB
	Dave Brown, CB
	Dave Brown, CB
	Dave Brown, CB
	Dave Brown, CB
	Kenny Easley, S
	Jacob Green, DE
	Eugene Robinson, S
	Jacob Green, DE
	Jacob Green, DE
	Jacob Green, DE
	Eugene Robinson, S
	Eugene Robinson, S
	Eugene Robinson, S
	Winston Moss, LB
	Terry Wooden, LB
	Winston Moss, LB
	Darryl Williams, S
	Michael Sinclair, DE

	SPECIAL TEAMS
	Ed Bradley, LB
	Steve Preece, S
	Autry Beamon, S
	Autry Beamon, S

	Don Dufek, S
	Don Dufek, S
	Eric Lane, RB
	Eric Lane, RB
	Eric Lane, RB
	Eric Lane, FB
	Paul Moyer, S
	Game-to-Game
	Game-to-Game
	Game-to-Game
	Game-to-Game
	James Jones, TE
	Tracy Johnson, FB
	Trey Junkin, TE
	Tracy Johnson, FB
	Trey Junkin, TE
	Trey Junkin, TE
	Rick Tuten, P
	Jay Bellamy, S
	Jay Bellamy, S

RING OF HONOR

1989	Steve Largent	WR	1992	Pete Gross	broadcaster
1991	Jim Zorn	QB	1994	Curt Warner	RB
1992	Dave Brown	CB	1995	Jacob Green	DE

STEVE LARGENT AWARD

(presented to the player who best exemplifies the spirit, dedication, and integrity of the Seahawks)

1989	Steve Largent	WR	1994	Brian Blades	WR
1990	Jacob Green	DE	1995	Terry Wooden	LB
1991	Rufus Porter	LB	1996	Cortez Kennedy	DT
1992	Jeff Bryant	DE	1997	Winston Moss	LB
	Joe Nash	DT	1998	Michael Sinclair	DE
1993	Eugene Robinson	S			

MARCUS NALLEY TROPHY

(Most Valuable Player as voted by teammates)

1976	Jim Zorn	QB	1988	John L. Williams	FB
1977	Steve Largent	WR	1989	Brian Blades	WR
1978	Jim Zorn	QB	1990	John L. Williams	FB
1979	Steve Largent	WR	1991	Eugene Robinson	S
1980	Sam McCullum	WR	1992	Cortez Kennedy	DT
1981	Steve Largent	WR	1993	Eugene Robinson	S
1982	Kenny Easley	S	1994	Chris Warren	RB
1983	Curt Warner	RB	1995	Chris Warren	RB
1984	Kenny Easley	S	1996	Cortez Kennedy	DT
1985	Steve Largent	WR	1997	Darryl Williams	S
1986	Curt Warner	RB	1998	Chad Brown	LB
1987	Steve Largent	WR			



Brian Blades (1988-98)

MAN OF THE YEAR

1976	Norm Evans	T	1989	Norm Johnson	K
1980	Jim Zorn	QB	1990	Jacob Green	DE
1981	Manu Tuiaosopo	DT	1991	Eugene Robinson	S
1982	Dave Brown	CB	1992	Eugene Robinson	S
1983	Paul Johns	WR	1993	Eugene Robinson	S
1984	Jeff West	P	1994	Brian Blades	WR
1985	Mike Tice	TE	1995	Eugene Robinson	S
1986	Mike Tice	TE	1996	Todd Peterson	K
1987	Mike Tice	TE	1997	Rick Tuten	P
1988	Steve Largent	WR	1998	Sam Adams	DT

PRO BOWL

- 1978 Steve Largent, WR (1)
1979 Steve Largent, WR (2)
1981 Steve Largent, WR (3)
1982 Kenny Easley, S (1)
1983 Kenny Easley, S (2) (starter); Curt Warner, RB (1) (starter)
1984 Dave Brown, CB (1); Kenny Easley, S (3) (unanimous selection); Norm Johnson, K (1) (starter);
Dave Krieg, QB (1); Steve Largent, WR (4); Joe Nash, NT (1) (starter); Fredd Young, Special
Teams (1).
1985 Kenny Easley, S (4) (starter); Steve Largent, WR (5) (starter); Fredd Young, Special Teams (2).
1986 Bobby Joe Edmonds, Kick Returner (1); Jacob Green, DE (1); Steve Largent, WR (6) (starter);
Curt Warner, RB (2) (starter); Fredd Young, LB (3) (starter)
1987 Kenny Easley, S (5) (starter); Jacob Green, DE (2); Steve Largent, WR (7) (starter); Curt Warner,
RB (3) (starter); Fredd Young, LB (4) (starter)
1988 Dave Krieg, QB (2); Rufus Porter, Special Teams (1).
1989 Brian Blades, WR (1); Dave Krieg, QB (3); Rufus Porter, Special Teams (2).
1990 John L. Williams, FB (1)
1991 Cortez Kennedy, DT (1); John L. Williams, FB (2)
1992 Cortez Kennedy, DT (2) (starter); Eugene Robinson, S (1)
1993 Cortez Kennedy, DT (3) (starter); Eugene Robinson, S (2); Chris Warren, RB (1)
1994 Cortez Kennedy, DT (4) (starter); Rick Tuten, P (1); Chris Warren, RB (2)
1995 Cortez Kennedy, DT (5); Chris Warren, RB (3) (starter)
1996 Cortez Kennedy, DT (6) (starter); Michael Sinclair, DE (1)
1997 Darryl Williams, S (1) (starter); Michael Sinclair, DE (2); Warren Moon, QB (1)
1998 Cortez Kennedy, DT (7); Michael Sinclair, DE (3); Chad Brown, LB (3) (starter);
Shawn Springs, CB (1)

RETIRED JERSEYS

#12 Seattle's fans, the 12th Man (1984)

#80 Steve Largent (1995)

NFL COACH OF THE YEAR

- 1978 Jack Patera (AP, The Sporting News, Washington DC Touchdown Club, Seattle Gold Helmet Committee)
1983 Chuck Knox (Vince Lombardi Committee, Seattle Gold Helmet Committee, Football News)
1984 Chuck Knox (AP, The Sporting News, Seattle Gold Helmet Committee)
1992 Tom Catlin, Assistant Head Coach/Defense (Sports Illustrated)

NFL DEFENSIVE PLAYER OF THE YEAR

- 1984 Kenny Easley, S (AP, Pro Football Weekly, Kansas City 101 Club)
1992 Cortez Kennedy, DT (AP, Pro Football Writers, NEA, College & Pro Football Newsweekly)

PRO FOOTBALL HALL OF FAME

- 1995 Steve Largent, WR (elected in first year of eligibility)

NATIONAL HONORS

- 1976 Steve Niehaus, DT (NFC Defensive Rookie of the Year); Jim Zorn, QB (NFC Offensive Rookie
of the Year)
1978 John Thompson, General Manager (The Sporting News NFL Executive of the Year)
1981 Kenny Easley, S (AFC Defensive Rookie of the Year)
1983 Kenny Easley, S (Football News AFC Defensive Player of the Year); Chuck Knox, Head Coach

- (UPI AFC Coach of the Year, Football News NFL Coach of the Year); Curt Warner, RB (UPI AFC Offensive Player of the Year, UPI AFC Rookie of the Year)
- 1984 Kenny Easley, S (AP & Pro Football Weekly NFL Defensive Player of the Year, NFL Alumni Association Defensive Back of the Year); Chuck Knox, Head Coach (Football Digest NFL Coach of the Year, UPI & PFWA AFC Coach of the Year); Fredd Young, Special Teams (AFC Special Teams Player of the Year)
- 1985 Steve Largent, WR (NFL Alumni Association Wide Receiver of the Year); Fredd Young, LB (NFL Alumni Association Special Teams Player of the Year); Curt Warner, RB (Sports Illustrated Comeback Player of the Year)
- 1986 Bobby Joe Edmonds, KR (AFC Special Teams Player of the Year); Steve Largent, WR (All-Madden Team); Curt Warner (UPI AFC Offensive Player of the Year)
- 1987 Curt Warner, RB (NFL Alumni Association Running Back of the Year)
- 1988 Steve Largent, WR (NFL Man of the Year)
- 1993 Rick Mirer, QB (NFL Offensive Rookie of the Year, UPI AFC Offensive Rookie of the Year)
- 1995 Eugene Robinson, S (Henry P. Iba Citizenship Award from the Tulsa Oklahoma Rotary Club)

NFL PLAYER OF THE WEEK

- 1984 Joe Nash, NT (Week 4), Kenny Easley, S (Week 9), Dave Brown, CB (Week 10), Dave Krieg, QB (Week 13)
- 1985 Dave Krieg, QB & Daryl Turner, WR (Week 2), Terry Taylor, CB (Week 9)
- 1986 Steve Largent, WR (Week 5), Jacob Green, DE (Week 12)
- 1987 Fredd Young, LB (Week 2), Steve Largent, WR (Week 6), Brian Bosworth, LB (Week 15)
- 1988 Jacob Green, DE (Week 2), Dave Krieg, QB (Week 16)
- 1989 Steve Largent, WR (Week 14)
- 1990 Dave Krieg, QB (Week 10), Nesby Glasgow, S (Week 12), DE Jacob Green (Week 17)
- 1991 Rufus Porter, LB (Week 13)
- 1992 Cortez Kennedy, DT (Week 3)
- 1993 Chris Warren, RB (Week 3), *Rick Mirer, QB and P Rick Tuten (Week 5), Eugene Robinson (Week 11)
- 1994 Chris Warren, RB (Week 5), Robert Blackmon, S (Week 13)
- 1995 *Joey Galloway, WR (Week 11), Robert Blackmon, S (Week 12), Todd Peterson, K (Week 14), Robert Blackmon, S (Week 15), Rick Tuten, P (Week 16)
- 1996 Cortez Kennedy, DT (Week 6), Darryl Williams, S (Week 9), Michael McCrary, Sp. Teams (Week 10), Rick Tuten, P (Week 15), Michael McCrary, DE (Week 17)
- 1997 Chad Brown, LB (Week 3), Darryl Williams, S (Week 4), Warren Moon, QB (Week 9 and Week 11)
- 1998 Jon Kitna, QB (Week 13)

NFL PLAYER OF THE MONTH

- 1986 Curt Warner, RB (October), Dave Krieg, QB (December)
- 1989 John L. Williams, FB (December)
- 1996 Michael McCrary, DE (December)
- 1998 Chad Brown, LB (November)

NFL ROOKIE OF THE MONTH

- 1997 *Walter Jones, T (October)

* Rookie

HALL OF FAME



STEVE LARGENT

WR
1976-89

PRO FOOTBALL HALL OF FAME: Steve Largent became the first Seahawks player to be elected to the Pro Football Hall of Fame on Saturday, January 28, 1995. Largent was formally inducted in Canton, Ohio, on Saturday, July 29, along with Jim Finks, Henry Jordan, Lee Roy Selmon, and Kellen Winslow. Largent was the 23rd player to be elected in his first year of eligibility.

NFL RECORDS: Concluded his 14 National Football League seasons with league career records for receptions, 819, since broken by San Francisco's Jerry Rice (1,050), and Art Monk (940); yards, 13,089, since broken by Rice (16,377), James Lofton (14,004), and Henry Ellard (13,177); touchdowns,


100, since broken by Rice (154); consecutive games with a reception, 177, since broken by Monk (183); 50-catch seasons, 10, since broken by Rice (11); and 1,000-yard seasons, 8, since broken by Rice (11). Became only the second player in NFL history to have the career lead in receptions, yards, and touchdowns all at the same time joining Green Bay's Don Hutson (1945). Ranked third all-time at the time of his retirement with 40 career 100-yard games, trailing Don Maynard (50) and Lance Alworth (41). Still ranks ninth in total touchdowns with 101 (has one rushing), fifth with 40 100-yard games, and is 13th in combined yards with 13,396.

PRO CAREER: Finished in the AFC's (or NFC's in 1976) top 10 in receptions ten times in his first 12 seasons, failing only in 1977 and 1982, and in the top five seven times. Led the AFC in receptions in 1978 with 71 and finished second in 1981 (75) and 1987 (58), and was third in the NFC in 1976 (54). The only NFC wide receiver to catch more passes than Largent in 1976 was Dallas' Drew Pearson (58). Largent's total did lead all rookie wide receivers. Finished in the NFL's top 10 in receiving yards seven times, including a first place finish in 1985, and a second in 1978, missing the lead by one yard. Missed only 10 games in his career due to injury, including six in 1989 with a broken elbow. Selected to play in the AFC-NFC Pro Bowl game seven times, after the 1978, 1979, 1981, 1984, 1985, 1986, and 1987 seasons. Unable to play in the 1979 game because of a wrist injury. Set the Pro Bowl career yardage record with 236, since surpassed by Jerry Rice with 317, and ranks third in receptions with 17, trailing Walter Payton (18) and Rice (28). Originally drafted on the fourth round in 1976 by the Houston Oilers. Was waived by the Oilers on August 24, recalled, and traded to the Seahawks for an eighth-round 1977 draft choice on August 26. The Oilers used that choice to select wide receiver Steve Davis from the University of Georgia.

SEAHAWKS RECORDS: Led the team in both receptions and yards in each of the team's first 12 seasons. Voted by his teammates as the Seahawks Most Valuable Player after the 1977, 1979, 1981, 1985, and 1987 seasons. Was also elected Offensive Captain from 1979-83 and 1985-89. Played in more games (200) with more starts (197) than any other player in team history.

PERSONAL: Currently represents the 1st District of the State of Oklahoma. Was elected to the United States House of Representatives on November 8, 1994, and sworn in on November 29. Re-elected to a second two-year term in 1996. Attended Putnam City High School in Oklahoma City, Oklahoma, where he lettered in football and baseball. Steve and his wife, Terry, have three sons, Kyle, Kelly, and Kramer, and a daughter, Casie.

RECORDS



INDIVIDUAL RECORDS

SERVICE

Most Seasons

- 15 Joe Nash, 1982-96
- 14 Steve Largent, 1976-89
- 12 Jacob Green, 1980-91
- Dave Krieg, 1980-91
- Jeff Bryant, 1982-93

Most Games Played

- 218 Joe Nash, 1982-96
- 200 Steve Largent, 1976-89
- 178 Jacob Green, 1980-91

Most Consecutive Games Played

- 125 Joe Nash, 1988-95
- 120 Eugene Robinson, 1985-94
- 116 Cortez Kennedy, 1990-97

Most Games Started

- 197 Steve Largent, 1976-89
- 176 Jacob Green, 1980-91
- 169 Joe Nash, 1982-96

Most Consecutive Games Started

- 100 Cortez Kennedy, 1990-97
- 92 Jacob Green, 1980-87
- Eugene Robinson, 1985-94

SCORING

POINTS

Most Points, Career

- 810 Norm Johnson, 1982-90 (159 FG, 333 PAT)
- 608 Steve Largent, 1976-89 (101 TDs: 1-R, 100-P, 2 PAT)
- 421 Todd Peterson, 1995-98 (92 FG, 145 PAT)

Most Points, Season

- 111 Todd Peterson, 1996 (28 FG, 27 PAT)
- 110 Norm Johnson, 1984 (20 FG, 50 PAT)
- 109 Todd Peterson, 1995 (23 FG, 40 PAT)

Most Points, No TDs, Season

- 111 Todd Peterson, 1996 (28 FG, 27 PAT)
- 110 Norm Johnson, 1984 (20 FG, 50 PAT)
- 109 Todd Peterson, 1995 (23 FG, 40 PAT)

Most Points, Rookie, Season

- 102 John Kasay, 1991 (25 FG, 27 PAT)
- 84 Curt Warner, 1983 (14 TDs: 13-R, 1-P)
- 60 Daryl Turner, 1984 (10 TDs: 10-P)

Most Points, Game

- 24 Daryl Turner, vs. San Diego 9/15/85 (4-P)
- Curt Warner, vs. Denver 12/11/88 (4-R)
- 19 By Norm Johnson, 2 Times (Last: vs. L.A. Raiders 12/18/88 [5 FG, 4 PAT])

Most Consecutive Games Scoring

- 64 Todd Peterson, 1995-98
- 48 Norm Johnson, 1985-89
- 45 Norm Johnson, 1982-85

TOUCHDOWNS

Most Touchdowns, Career

- 101 Steve Largent, 1976-89 (1-R, 100-P)
- 62 Curt Warner, 1983-89 (55-R, 7-P)
- 48 Chris Warren, 1990-97 (44-R, 3-P, 1-PR)

Most Touchdowns, Season

- 16 Chris Warren, 1995 (15-R, 1-P)
- 15 David Sims, 1978 (14-R, 1-P)
- Sherman Smith, 1979 (11-R, 4-P)
- Derrick Fenner, 1990 (14-R, 1-P)

Most Touchdowns, Rookie, Season


- 14 Curt Warner, 1983 (13-R, 1-P)
- 10 Daryl Turner, 1984 (10-P)
- 9 Joey Galloway, 1995 (1-R, 7-P, 1-PR)

Most Touchdowns, Game

- 4 Daryl Turner, vs. San Diego 9/15/84 (4-P)
- Curt Warner, vs. Denver 12/11/88 (4-R)
- 3 By 15 Player (Last: Joey Galloway, vs. Oakland 10/26/97 [3-P])

Most Consecutive Games Scoring Touchdowns

- 7 David Sims, 1978
- Chris Warren, 1993-94
- 6 Joey Galloway, 1998
- 5 Curt Warner, 1983
- Steve Largent, 1984



Curt Warner (1983-89)

POINTS AFTER TOUCHDOWNS

Most Points After Touchdown Attempted, Career

- 338 Norm Johnson, 1982-90
- 148 Efen Herrera, 1978-81
- 145 Todd Peterson, 1995-98

Most Points After Touchdown Attempted, Season

- 51 Norm Johnson, 1984
- 50 Norm Johnson, 1983
- 46 Efen Herrera, 1979

Most Points After Touchdown Attempted, Game

- 8 John Leyboldt, vs. Buffalo 10/20/77
- 7 Norm Johnson, vs. San Diego 9/15/85
- 6 By 4 Players (Last: Todd Peterson, at Jacksonville 11/12/95)

Most Points After Touchdown, Career

- 333 Norm Johnson, 1982-90
- 145 Todd Peterson, 1995-98
- 139 Efen Herrera, 1978-81

Most Points After Touchdown, Season

- 50 Norm Johnson, 1984
- 49 Norm Johnson, 1983
- 43 Efen Herrera, 1979

Most Points After Touchdown, Game

- 8 John Leyboldt, vs. Buffalo 10/20/77
- 7 Norm Johnson, vs. San Diego 9/15/85
- 6 By 4 Players (Last: Todd Peterson, at Jacksonville 11/12/95)

Most Consecutive Points After Touchdown

- 165 Norm Johnson, 1985-90
- 145 Todd Peterson, 1995-98
- 72 Norm Johnson, 1984-85

Highest Points After Touchdown % (100 or more PATs)

- 100.00 Todd Peterson, 1995-98 (145-145)
- 98.52 Norm Johnson 1982-89 (333-338)
- 93.92 Efen Herrera 1978-81 (139-148)

Most Points After Touchdown, No Misses, Season

- 42 Norm Johnson, 1986
- 41 Todd Peterson, 1998
- 40 Norm Johnson, 1987
- Todd Peterson, 1995

Most Points After Touchdown, No Misses, Game

- 8 John Leyboldt, vs. Buffalo 10/20/77
- 7 Norm Johnson, vs. San Diego 9/15/85
- 6 By 4 Players
(Last: Todd Peterson, at Jacksonville 11/12/95)

TWO-POINT CONVERSIONS

(Two-point conversion rule was adopted in 1994)

Most Two-Point Conversion Attempts, Career

- 5 Chris Warren, 1990-97
- 4 Lamar Smith, 1994-97
- 3 Rick Tuten, 1991-97
- Warren Moon, 1997

Most Two-Point Conversion Attempts, Season

- 3 Lamar Smith, 1996
- Chris Warren, 1996
- Warren Moon, 1997

Most Two-Point Conversion Attempts, Game

- 2 Warren Moon, vs. Oakland 10/26/97
- 1 By 20 Players

Most Two-Point Conversions Made, Career

- 4 Lamar Smith, 1994-97
- 2 Chris Warren, 1990-97
- 1 By 3 Players

Most Two-Point Conversions Made, Season

- 3 Lamar Smith, 1996
- 1 By 6 Players
(Last: Lamar Smith, at Baltimore 12/7/97 [pass])

Most Two-Point Conversions Made, Game

- 1 By 11 Players
(Last: Mike Pritchard, vs. Oakland, 11/1/98)

FIELD GOALS

Most Field Goals Attempted, Career

- 228 Norm Johnson, 1982-90
- 114 Todd Peterson, 1995-98
- 105 John Kasay, 1991-94
- 92 Efen Herrera, 1978-81

Most Field Goals Attempted, Season

- 35 Norm Johnson, 1986
- 34 Todd Peterson, 1996
- 32 Norm Johnson, 1990

Most Field Goals Attempted, Game

- 6 Norm Johnson, vs. Kansas City 9/20/87
- 5 By 5 Players (Last: Todd Peterson, vs. Buffalo 12/8/96)

Most Field Goals, Career

- 159 Norm Johnson, 1982-90
- 92 Todd Peterson, 1995-98
- 82 John Kasay, 1991-94

Most Field Goals, Season

- 28 Todd Peterson, 1996
- 25 John Kasay, 1991
- 23 Norm Johnson, 1990
- John Kasay, 1993
- Todd Peterson, 1995

Most Field Goals, Rookie, Season

- 25 John Kasay, 1991
- 23 Todd Peterson, 1995
- 10 Norm Johnson, 1982

Most Field Goals, Game

- 5 Norm Johnson, vs. Kansas City 9/20/87
(6 attempts)
- Norm Johnson, vs. L.A. Raiders 12/18/88
(5 attempts)
- 4 By 10 Players
(Last: Todd Peterson, vs. Oakland 10/26/97
[4 attempts])

Most Field Goals, One Quarter

- 3 Norm Johnson, vs. L.A. Raiders 12/18/88
(2nd)
- Norm Johnson, vs. Kansas City 10/8/89 (2nd)
- 2 25 Times
(Last: Todd Peterson, at San Diego 11/9/97
[4th])

Most Consecutive Games Scoring Field Goals

- 13 Todd Peterson, 1996-97
- 11 Todd Peterson, 1995-98
- 10 Efen Herrera, 1978-79
- 9 Norm Johnson, 1983-84
- John Kasay, 1991
- Todd Peterson, 1997

Most Consecutive Field Goals

- 14 Todd Peterson, 1996
- 13 Efen Herrera, 1979-80
John Kasay, 1991
Todd Peterson, 1996-97

Longest Field Goal

- 55 John Kasay, at Kansas City 1/2/94
- 54 By 5 Players
(Last: Todd Peterson, vs. Minnesota
11/10/96)

Longest Field Goal Attempted

- 60 Efen Herrera, vs. Kansas City 11/9/80
- 58 Todd Peterson, at Kansas City 9/28/97 (OT)
- 56 John Kasay, at Denver 11/13/94

Highest Field Goal %, Career (Minimum 25 Attempts)

- 80.70 Todd Peterson, 1995-97 (114-92)
- 78.10 John Kasay, 1991-94 (105-82)
- 69.74 Norm Johnson, 1982-90 (228-159)

Highest Field Goal %, Season (Minimum 1 att per game)

- 83.33 Norm Johnson, 1984 (24-20)
- 83.33 John Kasay, 1994 (24-20)
- 82.61 Efen Herrera, 1979 (23-19)

Most Field Goals, No Misses, Game

- 5 Norm Johnson, vs. L.A. Raiders 12/18/88
- 4 By 9 Players
(Last: Todd Peterson, vs. Oakland
10/26/97)

Most Field Goal Attempts, 50 or More Yards, Career

- 26 Norm Johnson, 1982-90
- 13 Todd Peterson, 1995-98
- 10 John Kasay, 1991-94
- 9 Efen Herrera, 1978-81

Most Field Goals, 50 or More Yards, Career

- 10 Norm Johnson, 1982-90
- 6 John Kasay, 1991-94
Todd Peterson, 1995-98

Most Field Goals, 50 or More Yards, Season

- 5 Norm Johnson, 1986
- 3 John Kasay, 1993
Todd Peterson, 1998

Most Field Goals, 50 or More Yards, Game

- 2 Norm Johnson, vs. L.A. Raiders 12/8/86
John Kasay, vs. San Diego 10/23/91
(Ties NFL record)
- 1 By 17 Players
(Last: Todd Peterson, at NY Jets, 12/6/98)

SAFETIES**Most Safeties, Career**

- 2 Rod Stephens, 1989-94
- 1 By 7 Players

Most Safeties, Season

- 2 Rod Stephens, 1993
(ties NFL record)
- 1 By 7 Players
(Last: Dan Saleaumua, 1997)

Most Safeties, Game

- 1 By 9 Players
(Last: Dan Saleaumua, at Baltimore
12/7/97)

RUSHING**ATTEMPTS****Most Attempts, Career**

- 1,649 Curt Warner, 1983-89
- 1,559 Chris Warren, 1990-97
- 1,148 John L. Williams, 1986-93

Most Attempts, Season

- 335 Curt Warner, 1983
- 333 Chris Warren, 1994
- 319 Curt Warner, 1986
Ricky Watters, 1998

Most Attempts, Rookie, Season

- 335 Curt Warner, 1983
- 129 John L. Williams, 1986
- 119 Sherman Smith, 1976

Most Attempts, Game

- 36 Chris Warren, at New England 9/19/93
- 33 Lamar Smith, at Detroit 11/17/96
- 32 Curt Warner, vs. Kansas City 11/27/83 (OT)
Ricky Watters, vs. Indianapolis 12/20/98

YARDS GAINED**Most Yards Gained, Career**

- 6,706 Chris Warren, 1990-97
- 6,705 Curt Warner, 1983-89
- 4,579 John L. Williams, 1986-93

Most Seasons, 1,000 or More Yards Rushing

- 4 Curt Warner, 1983, 1985, 1986, 1988
Chris Warren, 1992, 1993, 1994, 1995

Most Yards Gained, Season

- 1,545 Chris Warren, 1994
- 1,481 Curt Warner, 1986
- 1,449 Curt Warner, 1983

Most Yards Gained, Rookie, Season

- 1,449 Curt Warner, 1983
- 538 John L. Williams, 1986
- 537 Sherman Smith, 1976

Most Yards Gained, Game

- 207 Curt Warner, vs. Kansas City 11/27/83 (OT)
- 192 Curt Warner, vs. Denver 12/20/86
- 185 Chris Warren, at Houston 12/11/94

Most Games, 100 or More Yards Rushing, Career

- 24 Chris Warren, 1990-97
- 23 Curt Warner, 1983-89
- 6 John L. Williams, 1986-93

Most Games, 100 or More Yards Rushing, Season

- 8 Chris Warren, 1995
- 7 Curt Warner, 1986
Chris Warren, 1994

Most Consecutive Games, 100 or More Yards, Rushing

- 2 Curt Warner, 1983 (2 times)
Curt Warner, 1986
Chris Warren, 1993-94
Chris Warren, 1994 (2 times)
Chris Warren, 1995 (4 times)
Ricky Watters, 1998

Most Games, 2 or More Players with 100 or More Yards Rushing

- vs. L.A. Raiders 11/28/88
(Curt Warner 130 and John L. Williams 106)
- vs. Denver 12/11/88
(Curt Warner 126 and John L. Williams 109)

Longest Run From Scrimmage

- 86 Joey Galloway, at Jacksonville 11/12/95 (TD)
- 77 Steve Broussard, vs. Tennessee 10/5 (TD)
- 68 Lamar Smith, at Arizona 10/22/95 (OT)

AVERAGE GAIN

Highest Average Gain, Career (100 or More Attempts)

- 4.87 Jim Zorn, 1976-84 (307-1,494)
- 4.56 Lamar Smith, 1994-97 (282-1,286)
- 4.30 Chris Warren, 1990-97 (1,559-6,706)

Highest Average Gain, Season (100 or More Attempts)

- 4.87 Sherman Smith, 1978 (165-805)
- 4.68 Sherman Smith, 1977 (163-763)
- 4.64 Curt Warner, 1986 (319-1,481)

Highest Average Gain, Game (10 or More Attempts)

- 13.80 Steve Broussard, vs. Tennessee 10/5/97
- 8.86 Sherman Smith, vs. Atlanta 11/7/76
(14-124)
- 8.64 Lawrence McCutcheon, vs. Dallas 11/27/80
(11-95)

TOUCHDOWNS

Most Touchdowns, Career

- 55 Curt Warner, 1983-89
- 44 Chris Warren, 1990-97
- 28 Sherman Smith, 1976-82

Most Touchdowns, Season

- 15 Chris Warren, 1995
- 14 David Sims, 1978
Derrick Fenner, 1990

Most Touchdowns, Rookie, Season

- 13 Curt Warner, 1983
- 5 David Sims, 1977
- 4 Sherman Smith, 1976
Jim Zorn, 1976

Most Touchdowns, Game

- 4 Curt Warner, vs. Denver
12/11/88
- 3 By 9 Players
(Last: Chris Warren, vs. Oakland 12/17/95)

Most Consecutive Games Rushing for Touchdown

- 6 Chris Warren, 1993-94
- 5 Curt Warner, 1983
- 4 David Sims, 1978
Derrick Fenner, 1990
Ricky Watters, 1998

PASSING

PASS RATING

Highest Pass Rating, Career (Minimum 500 Attempts)

- 82.3 Dave Krieg, 1980-91
- 81.3 Warren Moon, 1997-98
- 67.8 Jim Zorn, 1976-84

Highest Pass Rating, Season (Minimum 160 Attempts)

- 95.0 Dave Krieg, 1983
- 94.6 Dave Krieg, 1988
- 91.0 Dave Krieg, 1986

Highest Pass Rating, Rookie, Season (100 attempts)

- 67.0 Rick Mirer, 1993
- 49.5 Jim Zorn, 1976

ATTEMPTS

Most Passes Attempted, Career

- 3,576 Dave Krieg, 1980-91
- 2,992 Jim Zorn, 1976-84
- 1,523 Rick Mirer, 1993-96

Most Passes Attempted, Season

- 532 Dave Krieg, 1985
- 528 Warren Moon, 1997
- 505 Jim Zorn, 1979

Most Passes Attempted, Rookie, Season

- 486 Rick Mirer, 1993
- 436 Jim Zorn, 1976
- 173 Kelly Stouffer, 1988

Most Passes Attempted, Game

- 51 Dave Krieg, vs. Atlanta
10/13/85
- 50 Dave Krieg, vs. Denver
12/15/84
Jeff Kemp, at Denver
9/15/91

COMPLETIONS

Most Passes Completed, Career

- 2,096 Dave Krieg, 1980-91
- 1,593 Jim Zorn, 1976-84
- 814 Rick Mirer, 1993-96

Most Passes Completed, Season

- 313 Warren Moon, 1997
- 286 Dave Krieg, 1989
- 285 Jim Zorn, 1979
Dave Krieg, 1985

Most Passes Completed, Rookie, Season

- 274 Rick Mirer, 1993
- 208 Jim Zorn, 1976
- 98 Kelly Stouffer, 1988

Most Passes Completed, Game

- 33 Dave Krieg, vs. Atlanta 10/13/85
- 31 Jim Zorn, vs. Kansas City 9/27/81
Dave Krieg, vs. Denver 11/20/83

Most Consecutive Passes Completed

- 17 Warren Moon, vs. Oakland 11/1/98
- 15 Jim Zorn, vs. Cleveland 10/12/80
- 14 Jim Zorn, vs. N.Y. Jets 11/26/79
Dave Krieg, vs. L.A. Raiders 9/16/90

COMPLETION PERCENTAGE

Highest Completion %, Career (100 Attempts)

- 59.45 Jon Kitna, 1997-98 (217-129)
- 58.61 Dave Krieg, 1980-91 (3,576-2,096)
- 58.27 Warren Moon, 1997-98 (786-458)
- 54.81 John Friesz, 1995-98 (367-199)

Highest Completion Percentage, Season (100Att.)

- 65.61 Dave Krieg, 1991 (285-187)
- 60.54 Dave Krieg, 1987 (294-178)
- 60.49 Dave Krieg, 1983 (243-147)

Highest Completion %, Rookie, Season (Qualifiers)

- 56.38 Rick Mirer, 1993 (486-274)
- 47.38 Jim Zorn, 1976 (439-208)

Highest Completion %, Game (20 Attempts)

- 86.36 Dave Krieg, vs. Denver 12/11/88 (22-19)
 80.65 Dave Krieg, vs. Pittsburgh 10/20/91 (31-25)
 79.31 Jim Zorn, vs. Cleveland 10/12/80 (29-23)
 Dave Krieg, vs. San Diego 10/29/84 (29-23)

YARDS GAINED

Most Yards Gained, Career

- 26,132 Dave Krieg, 1980-91
 20,122 Jim Zorn, 1976-84
 9,094 Rick Mirer, 1993-96

Most Seasons, 3,000 or More Yards Passing

- 4 Dave Krieg, 1984, 1985, 1989, 1990
 3 Jim Zorn, 1978-80
 1 Warren Moon, 1997

Most Consecutive Seasons, 3,000 or More Yards Passing

- 3 Jim Zorn, 1978-80
 2 Dave Krieg, 1984-85
 Dave Krieg, 1989-90

Most Yards Gained, Season

- 3,678 Warren Moon, 1997
 3,671 Dave Krieg, 1984
 3,661 Jim Zorn, 1979

Most Yards Gained, Rookie, Season

- 2,833 Rick Mirer, 1993
 (NFL rookie record)
 2,571 Jim Zorn, 1976
 1,106 Kelly Stouffer, 1988

Most Yards Gained, Game

- 418 Dave Krieg, vs. Denver 11/20/83
 410 Dave Krieg, vs. L.A. Raiders 12/18/88
 409 Warren Moon, vs. Oakland 10/26/97

Most Games, 400 or More Yards Passing, Career

- 4 Dave Krieg, 1980-91
 1 Warren Moon, 1997

Most Games, 300 or More Yards Passing, Career

- 11 Dave Krieg, 1980-91
 9 Jim Zorn, 1976-84
 2 Jeff Kemp, 1987-91

Most Games, 300 or More Yards Passing, Season

- 3 Jim Zorn, 1979
 Dave Krieg, 1984
 2 By 3 Players
 (Last: Dave Krieg, 1985)

Most Consecutive Games, 300 or More Yards Passing,

- 2 Jim Zorn, 1979
 Jim Zorn, 1981

Longest Pass Completion

- 82 Jim Zorn (to David Sims) vs. Cincinnati
 9/25/77 (TD)
 81 John Friesz (to Joey Galloway) at San Diego
 10/25/98
 80 4 Times
 (Last: John Friesz (to
 Brian Blades) at Miami
 10/6/96 [TD])

AVERAGE GAIN

Highest Average Gain, Career (100 Attempts)

- 7.31 Dave Krieg, 1980-91 (3,576-26,132)
 7.14 John Friesz, 1995-98 (416-2,971)
 7.13 Jon Kitna, 1997-98 (217-1,548)
 6.97 Jeff Kemp, 1987-91 (249-1,735)

Highest Average Gain, Season (Qualifiers)

- 8.80 Dave Krieg, 1983 (243-2,139)
 7.79 Dave Krieg, 1986 (375-2,921)
 7.65 Dave Krieg, 1984 (480-3,761)

Highest Average Gain, Rookie, Season (Qualifiers)

- 5.85 Jim Zorn, 1976 (439-2,571)
 5.83 Rick Mirer, 1993 (486-2,833)

Highest Average Gain, Game (20 Attempts)

- 14.52 Dave Krieg, vs. San Diego 12/14/86
 (21-305)
 13.30 Dave Krieg, vs. Kansas City 11/11/90
 (23-306)
 12.87 Jim Zorn, vs. Buffalo 10/30/77
 (23-296)

TOUCHDOWNS

Most Touchdown Passes, Career

- 195 Dave Krieg, 1980-91
 107 Jim Zorn, 1976-84
 41 Rick Mirer, 1993-96

Most Touchdown Passes, Season

- 32 Dave Krieg, 1984
 27 Dave Krieg, 1985
 25 Warren Moon, 1997

Most Touchdown Passes, Game

- 5 By 4 Players
 (Last: Warren Moon, vs. Oakland 10/26/97)

Most Games, 5 or More TD Passes, Career

- 3 Dave Krieg, 1980-91
 1 Warren Moon, 1997

Most Games, 4 or More TD Passes, Career

- 7 Dave Krieg, 1980-91
 4 Jim Zorn, 1976-84
 2 Warren Moon, 1997

Most Games, 5 or More TD Passes, Season

- 1 By 4 Players
 (Last: Warren Moon, 1997)

Most Games, 4 or More TD Passes, Season

- 2 Warren Moon, 1997

Most Consecutive Games, 4 or More TD Passes

- 1 14 Times
 (Last: Warren Moon, vs. San Francisco
 12/21/97)

Most Consecutive Games, Touchdown Passes

- 28 Dave Krieg, 1983-85
 (3rd in NFL history)
 13 Warren Moon, 1997-98
 10 By 3 Players
 (Last: Dave Krieg, 1988-89)

HIGHEST PERCENTAGE, TOUCHDOWN PASSES

Highest %, TD Passes, Career (100 Attempts)

- 5.45 Dave Krieg, 1980-91 (3,576-195)
 4.58 Warren Moon, 1997 (786-36)
 3.75 Steve Myer, 1976-79 (160-6)

Highest %, TD Passes Season (Qualifiers)

- 7.89 Dave Krieg, 1988 (228-18)
 7.82 Dave Krieg, 1987 (294-23)
 7.41 Dave Krieg, 1983 (243-18)

Highest %, TD Passes, Rookie, Season (Qualifiers)

- 2.73 Jim Zorn, 1976 (439-12)
- 2.47 Rick Mirer, 1993 (486-12)

HAD INTERCEPTED**Most Consecutive Passes Attempted, None Intercepted**

- 153 Jim Zorn, 1979
- 137 Dave Krieg, 1988
- 132 Rick Mirer, 1994

Most Passes Had Intercepted, Career

- 148 Dave Krieg, 1980-91
- 133 Jim Zorn, 1976-84
- 56 Rick Mirer, 1993-96

Most Passes Had Intercepted, Season

- 27 Jim Zorn, 1976
- 24 Dave Krieg, 1984
- 20 By 6 Players
(Last: Rick Mirer, 1995)

Most Passes Had Intercepted, Game

- 6 Jim Zorn, vs. Detroit 10/24/76
- 5 Jim Zorn, vs. Kansas City 11/9/80
- Dave Krieg, at Kansas City 12/9/84

Most Attempts, No Interceptions, Game

- 47 Jim Zorn, vs. Kansas City 9/27/81
- 46 Warren Moon, vs. Oakland 10/26/97
- 44 Dave Krieg, vs. Denver 11/25/84

LOWEST PERCENTAGE, PASSES HAD INTERCEPTED**Lowest %, Passes Had Intercepted, Career (100 Att)**

- 2.88 John Friesz, 1995-98 (416-12)
- 3.05 Warren Moon, 1997-98 (786-24)
- 3.68 Rick Mirer, 1993-96 (1,523-56)

Lowest %, Passes Had Intercepted, Season (Qualifiers)

- 1.84 Rick Mirer, 1994 (381-7)
- 2.27 Jim Zorn, 1981 (397-9)
- 2.93 Dave Krieg, 1986 (375-11)

Lowest %, Passes Had Intercepted, Rookie Season

- 3.50 Rick Mirer, 1993 (486-17)
- 6.15 Jim Zorn, 1976 (439-27)

RECEIVING

Most Pass Receptions, Career

- 819 Steve Largent, 1976-89 (3rd in NFL history)
- 581 Brian Blades, 1988-98
- 471 John L. Williams, 1986-93

Most Seasons, 80 or More Pass Receptions

- 2 Brian Blades, 1993-94

Most Seasons, 70 or More Pass Receptions


- 6 Steve Largent, 1978, 1981, 1983-86
- 5 Brian Blades, 1989, 1991, 1993-95
- 3 John L. Williams, 1989, 1990, 1992

Most Seasons, 50 or More Pass Receptions

- 10 Steve Largent, 1976, 1978-81, 1983-87
- 6 John L. Williams, 1988-93
- 5 Brian Blades, 1989, 1991, 1993-95

Most Pass Receptions, Season

- 81 Brian Blades, 1994
- 80 Brian Blades, 1993
- 79 Steve Largent, 1985

**Daryl Turner (1984-87)****Most Pass Receptions, Rookie, Season**

- 67 Joey Galloway, 1995
- 54 Steve Largent, 1976
- 42 Curt Warner, 1983

Most Pass Receptions, Game

- 15 Steve Largent, vs. Detroit 10/18/87
- 12 By 4 Players (Last: Brian Blades, vs. New Orleans 9/1/91)

Most Consecutive Games, Pass Receptions

- 177 Steve Largent, 1977-89
- 63 Joey Galloway, 1995-98
- 52 Brian Blades, 1992-95
- 41 Sherman Smith, 1976-79

YARDS GAINED

Most Yards Gained, Career

- 13,089 Steve Largent, 1976-89 (4th in NFL history)
- 7,623 Brian Blades, 1988-98
- 4,151 John L. Williams, 1986-93

Most Yards Gained, Season

- 1,287 Steve Largent, 1985
- 1,237 Steve Largent, 1979
- 1,224 Steve Largent, 1981

Most Yards, Rookie, Season

- 1,039 Joey Galloway, 1995
- 715 Daryl Turner, 1984
- 705 Steve Largent, 1976

Most Yards Gained, Game

- 261 Steve Largent, vs. Detroit 10/18/87
- 191 Steve Largent, vs. Denver 11/25/84
- 180 John L. Williams, at L.A. Raiders 12/18/88

Most Games, 100 or More Yards, Receiving, Career

- 40 Steve Largent, 1976-89
- 17 Brian Blades, 1988-98
- 12 Joey Galloway, 1995-98

Most Games, 100 or More Yards, Receiving, Season

- 6 Steve Largent, 1979
- 5 Steve Largent, 1984
- Brian Blades, 1989

Most Consecutive Games, 100 or More Yards Receiving
2 By 7 Players (Last: Joey Galloway 1997-98)

Longest Pass Reception

- 82 David Sims (from Jim Zorn) vs. Cincinnati 9/25/77 (TD)
- 81 Joey Galloway (from John Friesz) at San Diego 10/25/98 (TD)
- 80 By 4 Players
(Last: Brian Blades [from John Friesz] at Miami 10/6/96 [TD])

AVERAGE PER RECEPTION

Highest Average Per Reception, Career (100 Receptions)

- 18.53 Daryl Turner, 1984-87 (101-1,872)
- 15.98 Steve Largent, 1976-89 (819-13,089)
- 15.79 Joey Galloway, 1995-98 (261-4,122)

Highest Average Per Reception, Season (50 Receptions)

- 18.74 Steve Largent, 1979 (66-1,237)
- 17.31 Joey Galloway, 1996 (57-987)
- 16.45 Steve Largent, 1978 (71-1,168)

Highest Average Per Reception, Game (5 Receptions)

- 27.80 Steve Largent, vs. Oakland 9/16/79 (5-139)
- 25.71 John L. Williams, vs. L.A. Raiders 12/18/88 (7-180)
- 23.67 Joey Galloway, at Philadelphia 9/6/98 (6-142)

TOUCHDOWNS

Most Touchdowns, Career

- 100 Steve Largent, 1976-89
- 36 Daryl Turner, 1984-87
Joey Galloway, 1995-98
- 34 Brian Blades, 1988-97

Most Touchdowns, Season

- 13 Daryl Turner, 1985
- 12 Steve Largent, 1984
Joey Galloway, 1997

Most Touchdowns, Rookie, Season

- 10 Daryl Turner, 1984
- 8 Brian Blades, 1988
- 7 Joey Galloway, 1995

Most Touchdowns, Game

- 4 Daryl Turner, vs. San Diego 9/15/85
- 3 By 4 Players
(Last: Joey Galloway, vs. Oakland 10/26/97)

Most Consecutive Games, Touchdowns

- 5 Steve Largent, 1984
Joey Galloway, 1998
- 4 By 3 Players
(Last: Daryl Turner, 1985)


INTERCEPTIONS

Most Interceptions By, Career

- 50 Dave Brown, 1976-86
- 42 Eugene Robinson, 1985-95
- 41 John Harris, 1978-85

Most Interceptions By, Season

- 10 John Harris, 1981
Kenny Easley, 1984
- 9 Eugene Robinson, 1993



Rick Tuten (1991-97)

Most Interceptions By, Rookie, Season

- 4 John Harris, 1978
- 3 By 4 Players
(Last: Carlton Gray, 1993)

Most Interceptions By, Game

- 3 Kenny Easley, vs. San Diego 10/29/84
Eugene Robinson, at Pittsburgh 12/6/92
Darryl Williams, vs. San Diego 9/21/97

Most Consecutive Games, Passes Intercepted

- 4 John Harris, 1980
Eugene Robinson, 1991
- 3 By 6 Players (Last: Darryl Williams, at New Orleans 11/16/97 [OT])

YARDS RETURNED

Most Yards Returned, Career

- 643 Dave Brown, 1976-86
- 586 Eugene Robinson, 1985-95
- 528 Kenny Easley, 1981-87

Most Yards Returned, Season

- 179 Dave Brown, 1984
- 172 Darryl Williams, 1997
- 157 Eddie McMillan, 1977

Most Yards Returned, Game

- 148 Dave Brown, vs. Kansas City 11/4/84
- 125 Kenny Easley, vs. Cleveland 12/20/81
- 91 Sammy Green, vs. San Francisco 10/7/79

Longest Return

- 91 Sammy Green, vs. San Francisco 10/7/79 (TD)
- 90 Dave Brown, vs. Kansas City 11/4/84 (TD)
- 82 Kenny Easley, vs. Cleveland 12/20/81 (TD)

TOUCHDOWNS

Most Touchdowns, Career

- 5 Dave Brown, 1976-86
- 3 Keith Simpson, 1978-85
Kenny Easley, 1981-87

Most Touchdowns, Season

- 2 By 6 Players
(Last: Shawn Springs, Darrin Smith 1998)

Most Touchdowns, Game

- 2 Dave Brown, vs. Kansas City 11/4/84 (Ties NFL record)
- 1 36 Times
(Last: Terry McDaniel, vs. San Diego 12/13/98)

PUNTING

Most Punts, Career

- 554 Rick Tuten, 1991-97
- 299 Jeff West, 1981-85
- 257 Herman Weaver, 1977-80

Most Punts, Season

- 108 Rick Tuten, 1992
(Tied for 3rd in NFL history)
- 95 Jeff West, 1984
- 91 Rick Tuten, 1994

Most Punts, Rookie, Season

- 80 Rick Engles, 1976
- 79 Vince Gamache, 1986
- 47 Ruben Rodriguez, 1987
Jimmy Colquitt, 1985

Most Punts, Game

- 12 Rick Tuten, vs. Denver 11/28/93
- 11 By 3 Players (Last: Rick Tuten, vs. Philadelphia 12/13/92 [OT])

Longest Punt

- 73 Rick Tuten, at Buffalo 10/15/95
- 68 Ruben Rodriguez, vs. Denver 9/4/88
- 66 Rick Tuten, vs. Buffalo 12/8/96

AVERAGE YARDAGE

Highest Average, Punting, Career (100 Punts)

- 43.81 Rick Tuten, 1991-97 (554-224,268)
- 40.28 Ruben Rodriguez, 1987-89 (192-7,733)
- 39.62 Herman Weaver, 1977-80 (257-10,182)

Highest Average, Punting, Season

- 45.00 Rick Tuten, 1995 (83-3,735)
- 44.52 Rick Tuten, 1993 (90-4,007)
- 44.07 Rick Tuten, 1992 (108-4,760)
Jeff Feagles, 1998 (81-3,570)

Highest Average, Punting, Rookie, Season

- 40.00 Ruben Rodriguez, 1987 (47-1,880)
- 38.58 Vince Gamache, 1986 (79-3,048)
- 38.34 Rick Engles, 1976 (80-3,067)

Highest Average Punting, Game (Minimum 4 Punts)

- 55.20 Rick Tuten, vs. Buffalo 12/8/96 (5-276)
- 52.83 Rick Tuten, at Buffalo 10/15/95 (6-317)
- 52.50 Rick Tuten, at San Diego 10/4/92 (6-315)

Highest Net Punting Average, Season

- 38.74 Rick Tuten, 1992
- 37.27 Rick Tuten, 1993
- 36.90 Rick Tuten, 1991

INSIDE THE 20

Most Punts Inside the 20, Career

- 147 Rick Tuten, 1991-97
- 73 Jeff West, 1981-85
- 49 Herman Weaver, 1977-80

Most Punts Inside the 20, Season

- 33 Rick Tuten, 1994
- 29 Rick Tuten, 1992
- 27 Jeff Feagles, 1998

Most Punts Inside the 20, Game

- 6 Rick Tuten, vs. Minnesota 11/10/96
- 5 3 Times
(Last: Rick Tuten, at Washington 9/4/94)

TOUCHBACKS

Most Touchbacks, Career

- 45 Rick Tuten, 1991-97
- 28 Jeff West, 1981-85
- 19 Herman Weaver, 1977-80

Most Touchbacks, Season

- 12 Jeff Feagles, 1998
- 10 Jeff West, 1983
- 8 By 4 Players (Last: Rick Tuten, 1995)

Most Touchbacks, Game

- 3 By 4 Players
(Last: Ruben Rodriguez, vs. S.D. 10/29/89)

HAD BLOCKED

Most Punts Had Blocked, Career

- 6 Herman Weaver, 1977-80
- 3 Rick Engles, 1976-77
- 2 By 2 Players
(Last: Kyle Richardson, 1997)

Most Punts Had Blocked, Season

- 3 Herman Weaver, 1979
- 2 By 3 Players
(Last: Kyle Richardson, 1997)

Most Punts Had Blocked, Game



Herman Weaver (1977-80)

- 2 Herman Weaver vs. Kansas City 9/30/79
 1 By 12 Players
 (Last: Kyle Richardson, vs. K.C. 11/23/97)

PUNT RETURNS

Most Punt Returns, Career

- 94 Chris Warren, 1990-97
 89 Bobby Joe Edmonds, 1986-88
 76 Joey Galloway, 1995-98

Most Punt Returns, Season

- 41 Will Lewis, 1980
 36 Joey Galloway, 1995
 35 Bobby Joe Edmonds, 1988

Most Punt Returns, Rookie, Season

- 36 Joey Galloway, 1995
 34 Rufus Crawford, 1978
 Bobby Joe Edmonds, 1986

Most Punt Returns, Game

- 7 Walter Packer, vs. N.Y. Jets 11/13/77
 6 Bobby Joe Edmonds, vs. L.A. Raiders 12/8/86
 5 By 12 Players
 (Last: Kyle Richardson, vs. Oakland
 12/17/95)

FAIR CATCHES

Most Fair Catches, Career

- 60 Chris Warren, 1990-97
 35 Kelvin Martin, 1993-94
 26 Bobby Joe Edmonds, 1986-88

Most Fair Catches, Season

- 25 Chris Warren, 1992
 20 Kelvin Martin, 1994
 19 Chris Warren, 1991

Most Fair Catches, Game

- 5 James Jefferson, vs. Denver 10/22/89
 Chris Warren, vs. Pittsburgh 10/20/91
 Chris Warren, vs. Denver 11/30/92 (OT)

YARDS GAINED

Most Yards Gained, Career

- 1,010 Bobby Joe Edmonds, 1986-88
 843 Paul Johns, 1981-84
 819 Chris Warren, 1990-97

Most Yards Gained, Season

- 419 Bobby Joe Edmonds, 1986
 360 Joey Galloway, 1995
 349 Will Lewis, 1980

Most Yards Gained, Rookie, Season


- 419 Bobby Joe Edmonds, 1986
 349 Will Lewis, 1980
 360 Joey Galloway, 1995

Most Yards Gained, Game

- 105 Joey Galloway, vs. N.Y. Giants 11/5/95
 103 Bobby Joe Edmonds, vs. Philadelphia
 11/23/86
 101 Bobby Joe Edmonds, vs. Pittsburgh 9/7/86

Longest Punt Return

- 89 Joey Galloway, vs. N.Y. Giants 11/5/95 (TD)
 88 Joey Galloway, vs. Denver 9/8/96 (TD)



Chris Warren (1990-97)

- 75 Will Lewis, at Denver 11/23/80 (TD)
 Paul Johns, vs. L.A. Raiders 10/16/83 (TD)
 Bobby Joe Edmonds, vs. Philadelphia
 11/23/86 (TD)

AVERAGE YARDAGE

Highest Average, Career (Minimum 50 Returns)

- 11.39 Paul Johns, 1981-84 (74-843)
 11.35 Bobby Joe Edmonds, 1986-88 (89-1,010)
 10.12 Joey Galloway, 1995-98 (76-769)

Highest Average, Season (min. 1 per game)

- 12.55 Bobby Joe Edmonds, 1987 (20-251)
 12.32 Bobby Joe Edmonds, 1986 (34-419)
 11.29 Paul Johns, 1983 (28-316)

Highest Average, Rookie, Season (Qualifiers)

- 12.32 Bobby Joe Edmonds, 1987 (34-419)
 11.06 Paul Johns, 1981 (16-177)
 10.00 Joey Galloway, 1995 (36-360)

Highest Average, Game (Minimum 3 Returns)

- 32.00 Paul Johns, vs. L.A. Raiders 10/16/83
 (3-96)
 29.33 Joey Galloway, vs. Denver
 9/8/96 (3-88)
 26.33 Paul Johns, vs. New England 9/16/84
 (3-79)

TOUCHDOWNS

Most Touchdowns, Career

- 4 Joey Galloway, 1995-98
 2 Paul Johns, 1981-84
 1 By 3 Players

Most Touchdowns, Season

- 2 Joey Galloway, 1998
 1 By 7 Players (Last: Joey Galloway, 1996)

Most Touchdowns, Rookie, Season

- 1 Will Lewis, 1980
 Bobby Joe Edmonds, 1986

Joey Galloway, 1995

Most Touchdowns, Game

- 1 By 7 Players
(Last: Joey Galloway, at Oakland, 11/15/98)

KICKOFF RETURNS

Most Kickoff Returns, Career

- 175 Steve Broussard, 1995-98
- 101 Bobby Joe Edmonds, 1986-88
- 86 Chris Warren, 1990-97

Most Kickoff Returns, Season

- 50 Steve Broussard, 1997
- 49 Zachary Dixon, 1983
- 43 Steve Broussard, 1995
- Steve Broussard, 1996

Most Kickoff Returns, Game

- 8 Bobby Joe Edmonds, vs. L.A. Raiders
11/30/87
- 7 By 4 Players
(Last: Ronnie Harris, vs. Oakland 10/26/97)

YARDS GAINED

Most Yards Gained, Career

- 4,060 Steve Broussard, 1995-98
- 2,228 Bobby Joe Edmonds, 1986-88
- 1,794 Chris Warren, 1990-97

Most Yards Gained, Season

- 1,148 Zachary Dixon, 1983
- 1,076 Steve Broussard, 1997
- 1,064 Steve Broussard, 1995

Most Yards Gained, Rookie, Season

- 829 Rufus Crawford, 1978
- 820 Al Hunter, 1977
- 764 Bobby Joe Edmonds, 1986

Most Yards Gained, Game

- 196 Jon Vaughn, at San Diego 10/30/94
- 174 Oliver Ross, vs. Detroit 10/24/76
- 173 Zachary Dixon, vs. St. Louis 11/13/83

Longest Kickoff Return

- 97 James Jefferson, vs. K.C. 10/8/89 (TD)
- 94 Zachary Dixon, vs. St. Louis 11/13/83 (TD)
- 93 Jon Vaughn, at San Diego 10/30/94 (TD)
- 90 Steve Broussard, vs. Wash 9/20/98 (TD)

HIGHEST YARDAGE

Highest Average, Career (50 Returns)

- 23.20 Steve Broussard, 1995-98 (175-4,060)
- 22.06 Bobby Joe Edmonds, 1986-88 (101-2,228)
- 22.01 Al Hunter, 1977-80 (78-1,717)

Highest Average, Season (Qualifiers)

- 24.74 Steve Broussard, 1995 (43-1,064)
- 24.06 Al Hunter, 1978 (16-385)
- 23.69 Rufus Crawford, 1978 (35-829)

Highest Average, Game (Minimum 3 Returns)

- 34.60 Zachary Dixon, vs. St. Louis 11/13/83 (5-173)
- 34.33 David Hollis, vs. K.C. 12/27/87 (3-103)
- 34.00 Bobby Joe Edmonds, vs. Denver 10/26/86 (3-102)

TOUCHDOWNS

Most Touchdowns, Career

- 1 Zachary Dixon, 1983-84

James Jefferson, 1989-93

Jon Vaughn, 1993-94
Steve Broussard, 1995-98

Most Touchdowns, Season

- 1 Zachary Dixon, 1983
- James Jefferson, 1989
- Jon Vaughn, 1994
- Steve Broussard, 1998

Most Touchdowns, Rookie, Season

- 1 James Jefferson, 1989

Most Touchdowns, Game

- 1 Zachary Dixon, vs. St. Louis 11/13/83
- James Jefferson, vs. Kansas City 10/8/89
- Jon Vaughn, at San Diego 10/30/94
- Steve Broussard, vs. Washington 9/20/98

COMBINED KICK RETURNS

Most Combined Kick Returns, Career

- 190 Bobby Joe Edmonds, 1986-88 (89-P, 101-K)
- 180 Chris Warren, 1990-97 (94-P, 86-K)
- 175 Steve Broussard, 1995-97 (175-K)

Most Combined Kick Returns, Season

- 75 Bobby Joe Edmonds, 1988 (35-P, 40-K)
- 69 Rufus Crawford, 1978 (34-P, 35-K)
- 68 Bobby Joe Edmonds, 1986 (34-P, 34-K)

Most Combined Kick Returns, Game

- 10 Ronnie Harris, vs. Oakland 10/26/97
- 9 Bobby Joe Edmonds, vs. L.A. Raiders
11/30/89 (1-P, 8-K)
- Bobby Joe Edmonds, vs. L.A. Raiders
12/18/88 (3-P, 6-K)

YARDS GAINED

Most Yards Returned, Career

- 4,060 Steve Broussard, 1995-98 (4,060-K)
- 3,238 Bobby Joe Edmonds, 1986-88 (1,010-P, 2,228-K)
- 2,613 Chris Warren, 1990-96 (819-P, 1,794-K)

Most Yards Gained, Season

- 1,240 Bobby Joe Edmonds, 1988 (340-P, 900-K)
- 1,183 Bobby Joe Edmonds, 1986 (419-P, 764-K)
- 1,148 Zachary Dixon, 1983 (1,148-K)

Most Yards Returned, Game

- 201 Ronnie Harris, vs. Oakland 10/26/97
(36-P, 165-K)
- 196 Jon Vaughn, at San Diego 10/30/94 (196-K)
- 188 Bobby Joe Edmonds, vs. L.A. Raiders 12/18/88
(34-P, 154-K)

TOUCHDOWNS

Most Touchdowns, Career

- 4 Joey Galloway, 1995-98 (4-P)
- 2 Paul Johns, 1981-84 (2-P)
- 1 By 9 Players

Most Touchdowns, Season

- 2 Joey Galloway, 1998 (2-P)
- 1 By 10 Players
(Last: Joey Galloway, 1996 [1-P])

Most Touchdowns, Game

- 1 By 11 Players
(Last: Joey Galloway, at Oakland 11/15/98 [1-P])

FUMBLES

Most Fumbles, Career

- 108 Dave Krieg, 1980-91
- 49 Jim Zorn, 1976-84
- 38 Curt Warner, 1983-89

Most Fumbles, Season

- 18 Dave Krieg, 1989
- 16 Dave Krieg, 1990
- 13 Rick Mirer, 1993

Most Fumbles, Game

- 6 Dave Krieg, vs. Kansas City 11/5/89
- 5 Dave Krieg, vs. San Diego 11/25/90 (OT)
- 4 By 2 Players
(Last: Dan McGwire, vs. Indianapolis 12/4/94)

FUMBLES RECOVERED

Most Fumbles Recovered, Career, Own and Opponents

- 27 Dave Krieg, 1980-91 (27-own)
- 17 Jacob Green, 1980-91 (17-opponent)
- 15 Eugene Robinson, 1985-95 (14-opp, 1-own)

Most Fumbles Recovered, Season, Own and Opponents

- 9 Dave Krieg, 1989 (9-own)
- 5 By 4 Players
(Last: Rick Mirer, 1993 [5-own])

Most Fumbles Recovered, Game, Own and Opponents

- 3 Dave Krieg, vs. Chicago 12/20/87 (3-own)
- Dave Krieg, vs. Kansas City 11/5/89 (3-own)
- Rick Mirer, at Detroit 10/17/93 (3-own)

OWN FUMBLES RECOVERED

Most Own Fumbles Recovered, Career

- 27 Dave Krieg, 1980-91
- 13 Curt Warner, 1983-89
- 12 Jim Zorn, 1976-84

Most Own Fumbles Recovered, Season

- 9 Dave Krieg, 1989
- 5 By 3 Players (Last: Rick Mirer, 1993)

Most Own Fumbles Recovered, Game

- 3 Dave Krieg, vs. Chicago 12/20/87 (3-own)
- Dave Krieg, vs. Kansas City 11/5/89 (3-own)
- Rick Mirer, at Detroit 10/17/93 (3-own)

OPPONENTS' FUMBLES RECOVERED

Most Opponents' Fumbles Recovered, Career

- 17 Jacob Green, 1980-91
- 14 Eugene Robinson, 1985-95
- 11 By 3 Players

Most Opponents' Fumbles Recovered, Season

- 5 Nesby Glasgow, 1989
- 4 By 12 Players (Last: Chad Brown, 1997)

Most Opponents' Fumbles Recovered, Game

- 3 Darryl Williams, at Kansas City, 10/4/98
- 2 By 14 Players (Last: Chad Brown, at New Orleans 11/16/97)

YARDS RETURNING FUMBLES

Longest Fumble Return

- 82 Antonio Edwards, at Denver 12/10/95 (TD)
- 79 Jacob Green, vs. N.Y. Jets 10/27/85 (TD)
- 62 John Harris, at N.Y. Jets 9/11/83
- Carlton Gray, vs. San Diego 10/27/96

TOUCHDOWNS

Most Touchdowns, Career (Total)

- 2 Jacob Green, 1980-91 (2-opp)
- Shelton Robinson, 1982-85 (2-opp)
- Chad Brown, 1997 (2-opp)

Most Touchdowns, Season (Total)

- 2 Shelton Robinson, 1983 (2-opp)
- Chad Brown, 1997 (2-opp)
- 1 By 14 Players
(Last: Cortez Kennedy, 1998 [1-opp])

Most Touchdowns, Game (Total)

- 1 By 19 Players
(Last: Cortez Kennedy, 1998)

COMBINED NET YARDS

Yards Gained Via Rushing, Receiving, Interception Return, Punt Return, Kickoff Return, and Fumble Return

ATTEMPTS

Most Attempts, Career


- 1,854 Curt Warner, 1983-89
- 1,943 Chris Warren, 1990-97
- 1,628 John L. Williams, 1986-93

Most Attempts, Season

- 379 Curt Warner, 1983
- 374 Chris Warren, 1994
- 371 Ricky Watters, 1998

Most Attempts, Rookie, Season

- 379 Curt Warner, 1983
- 162 Sherman Smith, 1976
- John L. Williams, 1986



Jacob Green (1980-91)

Most Attempts, Game

- 36 Chris Warren, at New England 9/19/93
- 35 Lamar Smith, at Detroit 10/17/96
- Ricky Watters, vs. Indianapolis 12/20/98
- 34 Curt Warner, vs. San Diego 9/15/85

YARDS GAINED

Most Yards Gained, Career

- 13,396 Steve Largent, 1976-89
- 10,663 Chris Warren, 1990-97
- 8,673 John L. Williams, 1986-93

Most Yards Gained, Season

- 1,925 Chris Warren, 1992
- 1,868 Chris Warren, 1994
- 1,822 Curt Warner, 1986

Most Yards Gained, Rookie, Season

- 1,774 Curt Warner, 1983
- 1,583 Joey Galloway, 1995
- 1,172 Bobby Joe Edmonds, 1986

Most Yards Gained, Game

- 261 Steve Largent, vs. Detroit 10/18/87
- 239 John L. Williams, at L.A. Raiders 12/18/88
- 237 Joey Galloway, at Jacksonville 11/12/95

TACKLES

Most Tackles, Career

- 984 Eugene Robinson, 1985-95
- 813 Keith Butler, 1978-87
- 779 Joe Nash, 1982-96

Most Tackles, Season

- 153 Terry Beeson, 1978
- 150 Chad Brown, 1998
- 140 Michael Jackson, 1981
- 136 Michael Jackson, 1980

Most Tackles, Game

- 18 Terry Beeson, vs. Houston 11/2/77
- Sammy Green, vs. Minnesota 10/8/78
- 16 By 9 Players (Last: Dean Wells, vs. G.B. 9/29/96)

SACKS

Most Sacks, Career

- 116.0 Jacob Green, 1980-91
- 63.0 Jeff Bryant, 1982-93
- 60.5 Michael Sinclair, 1991-98
- 50.5 Cortez Kennedy, 1990-98

Most Sacks, Season

- 16.5 Michael Sinclair, 1998
- 16.0 Jacob Green, 1983
- 14.5 Jeff Bryant, 1984
- 14.0 Cortez Kennedy, 1992


Most Sacks, Game

- 4.0 Jacob Green, vs. N.Y. Giants 10/19/86
- Michael Sinclair, vs. Denver 9/8/96
- Michael McCrary, at Oakland 12/22/96

FORCED FUMBLES

Most Forced Fumbles, Career

- 28 Jacob Green, 1980-91
- 19 Michael Sinclair, 1991-98



Curt Warner (1983-1989)

- 14 Rufus Porter, 1988-94
- 13 Joe Nash, 1982-96
- Bruce Scholtz, 1982-88

Most Forced Fumbles, Season

- 7 Jacob Green, 1985
- Michael Sinclair, 1998
- 6 By 3 Players (Last: Michael Sinclair, 1997)

Most Forced Fumbles, Game

- 2 By 14 Players (Last: Michael Sinclair, vs. Denver 10/1/95)

BLOCKED KICKS

Most Blocked Punts, Career

- 3 Kerry Justin, 1978-83, 1986-87
- 2 By 4 Players

Most Blocked Punts, Season

- 2 By 4 Players (Last: Kerry Justin, 1986)

Most Blocked Punts, Game

- 1 By 20 Players
- (Last: Michael Bates, at Indianapolis 10/2/94)

Most Blocked Field Goals, Career

- 8 Joe Nash, 1982-96
- 2 By 4 Players

Most Blocked Field Goals, Season

- 3 Joe Nash, 1989
- 2 Mike White, 1982
- Joe Nash, 1984

Most Blocked Field Goals, Game

- 1 By 27 Players
- (Last: Michael McCrary, vs. Houston 11/3/96)

Most Blocked PATs, Career

- 3 Mike White, 1981-82
- 2 By 3 Players

Most Blocked PATs, Season

- 2 Mike White, 1981
- 1 By 11 Players
(Last: Terry Wooden, 1995)

Most Blocked PATs, Game

- 1 By 12 Players
(Last: Terry Wooden, vs. San Diego 10/22/95)

Most Blocked Kicks (Field Goals and PATs), Career


- 10 Joe Nash, 1982-96 (8 FG, 2 PAT)
- 5 Mike White, 1981-82 (2 FG, 3 PAT)
- Jeff Bryant, 1982-93 (3 FG, 2 PAT)

Most Blocked Kicks (Field Goals and PATs), Season

- 3 Mike White, 1982 (2 FG, 1 PAT)
- Joe Nash, 1989 (3 FG)
- 2 By 4 Players
(Last: Jeff Bryant and Joe Nash, 1985)

Most Blocked Kicks (Field Goals and PATs), Game

- 1 By 40 Players
(Last: Michael McCrary, vs. Houston
11/3/96 [FG])



Paul Moyer (1983-89)



Joe Nash (1982-96)

TEAM RECORDS

ATTENDANCE

Largest Single Season Regular Season Home Attendance

500,210 1998 (62,526)
494,104 1988 (61,763)
493,657 1984 (61,707)
492,921 1986 (61,615)

Largest Single Game Regular Season Home Attendance

65,536 vs. San Diego 9/18/94 (at Husky Stadium)
64,411 vs. Denver 12/15/84
64,060 vs. L.A. Raiders 11/3/85

Largest Single Game Regular Season Road Attendance

81,201 at L.A. Raiders 12/15/85
78,847 at Kansas City 10/23/94
78,605 at Cleveland 10/9/88

GAMES WON

REGULAR SEASON

Most Consecutive Games Won

8 1984
5 1986
1997-98
4 1983-84

Most Consecutive Games Without Defeat

8 1984
5 1986
1997-98
4 1983-84

Most Games Won, Season

12 1984
10 1986
9 5 Times (Last: 1990)

Most Consecutive Games Won, One Season

8 1984
5 1986
3 12 Times (Last: 1998)

Most Consecutive Games Won, Start of Season

3 1986
1998
2 1984, 1985, 1988, 1994

Most Consecutive Games Won, End of Season

5 1986
2 6 Times (Last: 1997)

Most Consecutive Home Games Won

8 1983-84
5 1987
1990-91

Most Consecutive Road Games, Won

5 1979-80
4 1984
3 5 Times (Last: 1997)

Most Shutout Games Won or Tied, Season

3 1984
2 1986
1 4 Times (Last: 1998)

Most Consecutive Shutout Games Won or Tied, Season

2 1984
1 7 Times (Last: 1998)

Most Consecutive Overtime Games Won, Season

2 1990 (Ties NFL record)
1 2 Times (Last: 1992)

GAMES LOST

Most Consecutive Games Lost

10 1980-81
9 1976-77
8 1992

Most Games Lost, Season

14 1992
12 1976, 1980
10 1981, 1993, 1994

Most Consecutive Games Lost, One Season

9 1980
8 1992
6 1994

Most Consecutive Games Lost, Start of Season

5 1976
4 1977
3 1990, 1996

Most Consecutive Games Lost, End of Season

9 1980
5 1976
4 1992

Most Consecutive Home Games Lost

8 1980
5 1992
4 1976, 1976-77, 1992, 1996

Most Consecutive Road Games Lost

8 1976-77, 1980-81
7 1992-93
5 1986, 1993, 1994-95

Most Shutout Games Lost or Tied, Season


2 1992
1 5 Times (Last: 1990)

Most Consecutive Shutout Games, Lost or Tied, Season

2 1992
1 5 Times (Last: 1990)

Most Consecutive Overtime Games Lost, Season

1 8 Times (Last: 1995)



Sherman Smith (1976-82)

SCORING

POINTS

Most Points, Season

418 1984
403 1983
378 1979

Fewest Points, Season

127 1982 (9 games)
140 1992 (NFL record for 16 game season)
229 1976 (14 games)

Most Points, Game

56 vs. Buffalo 10/30/77
51 vs. Kansas City 11/27/83 (OT)
49 vs. San Diego 9/15/85

Fewest Points, Game

0 8 Times (Last: vs. L.A. Raiders 10/18/92)

Most Points, Both Teams, Game

99 Seattle (51) vs. Kansas City (48) 11/27/83 (OT)
84 Seattle (49) vs. San Diego (35) 9/15/85
80 Seattle (43) at L.A. Raiders (37) 12/18/88

Fewest Points, Both Teams, Game

14 Seattle (14) vs. Washington (0) 9/28/80
16 4 Times (Last: Seattle [6] at Den [10] 12/20/92)

Most Points, Shutout Victory, Game

45 vs. Kansas City 11/4/84
38 at Philadelphia, 9/6/98
37 vs. L.A. Raiders 12/8/86
33 vs. Cleveland 9/3/84

Fewest Points, Shutout Victory, Game

14 vs. Washington 9/28/80
16 vs. Pittsburgh 11/28/82
17 vs. N.Y. Jets 11/13/77

Most Points Overcome to Win Game

20 at Denver 12/10/95 (Trailed 0-20, Won 31-27)
18 vs. Pittsburgh 11/8/81 (Trailed 3-21, Won 24-21)
at Oakland 12/14/97 (Trailed 3-21, Won 22-21)

Most Points, Each Half

1st: 42 vs. Buffalo 10/30/77
34 vs. Kansas City 12/11/77

31 vs. Kansas City 11/4/84
vs. Kansas City 9/11/88
2nd: 37 vs. Kansas City 11/27/83 (OT)
(Includes 3 points in overtime)
35 vs. San Diego 9/15/85
31 vs. L.A. Raiders 10/16/83
vs. New England 9/21/86

Most Points, One Quarter

28 4 Times (Last: vs. Kansas City 9/11/88 [2nd])

Most Points, Each Quarter

1st: 21 vs. Cincinnati 9/6/81
vs. Detroit 10/18/87
vs. N.Y. Giants 11/5/95
2nd: 28 vs. Buffalo 10/30/77
vs. Kansas City 11/4/84
vs. Kansas City 9/11/88
3rd: 28 vs. San Diego 9/15/85
24 vs. Chicago 11/5/78
20 vs. Kansas City 9/20/87
vs. Chicago 12/20/87
4th: 24 vs. New England 9/21/86
21 vs. Detroit 9/24/78
at Denver 12/10/95
OT: 3 4 Times (Last: vs. Denver 11/30/92)

GAMES

Most Consecutive Games

Scoring

121 1992-98 (current)
112 1982-89
36 1990-92

TOUCHDOWNS

Most Touchdowns, Season

51 1984
50 1983
46 1979, 1987

Fewest Touchdowns, Season

14 1982 (9 games)
1992
27 1996

Most Touchdowns, Game

8 vs. Buffalo 10/30/77
7 vs. San Diego 9/15/85
6 5 Times (Last: vs. Denver 12/11/88)

Most Touchdowns, Both Teams, Game

13 Seattle (6) vs. Kansas City (7) 11/27/83 (OT)
12 Seattle (7) vs. San Diego (5) 9/15/85
10 3 Times (Last: Seattle [4] vs. Green Bay [6] 10/15/78)

Most Consecutive Games Scoring Touchdowns

48 1982-85
34 1985-88
30 1977-79

POINTS AFTER TOUCHDOWN

Most Points After Touchdown, Season

50 1984
49 1983
44 1987

Fewest Points After Touchdown, Season

13 1982 (9 games)
14 1992
25 1994

Most Points After Touchdown, Game

- 8 vs. Buffalo 10/30/77
- 7 vs. San Diego 9/15/85
- 6 6 Times (Last: at Jacksonville 11/12/95)

Most Points After Touchdown, Both Teams, Game

- 12 Seattle (6) vs. Kansas City (6) 11/27/83 (OT)
- 10 2 Times (Last: Seattle [4] vs. Green Bay [6] 10/15/78)

TWO-POINT CONVERSIONS

(Two-point conversion rule was adopted in 1994)

Most Two-Point Conversion Attempts, Season

- 6 1994, 1996, 1997
- 4 1998
- 2 1995

Most Two-Point Conversion Attempts, Game

- 2 at Kansas City 10/23/94
vs. San Diego 10/22/95
- 1 14 Times (Last: at Baltimore 12/7/97)

Most Two-Point Conversions Made, Season

- 4 1994, 1996
- 2 1998

Most Two-Point Conversions Made, Game

- 2 at Kansas City 10/23/94
- 1 11 Times

FIELD GOALS**Most Field Goals Attempted, Season**

- 35 1986
- 34 1996
- 32 1990

Fewest Field Goals Attempted, Season

- 14 1982 (9 games)
- 16 1976
- 18 1977

Most Field Goals Attempted, Game

- 6 vs. Kansas City 9/20/87
- 5 4 Times (Last: vs. Houston 11/3/96)

Most Field Goals Attempted, Both Teams, Game

- 9 at Seattle (5) vs. Houston (4) 11/3/96
- 8 Seattle (5) vs. L.A. Raiders (3) 12/18/88
Seattle (2) at San Diego (6) 9/5/93

Most Field Goals, Season

- 28 1996
- 25 1991
- 23 1990, 1993, 1995

Fewest Field Goals, Season

- 9 1976
1977
- 10 1982 (9 games)

Most Field Goals, Game

- 5 vs. Kansas City 9/20/87
vs. L.A. Raiders 12/18/88
- 4 9 Times (Last: vs. Buffalo 12/8/96)

Most Field Goals, Both Teams, Game

- 8 Seattle (5) vs. L.A. Raiders (3) 12/18/88
- 7 3 Times (Last: Seattle (2) vs. San Diego (5) 9/21/97)

Most Consecutive Games Scoring Field Goals

- 15 1990-91
- 10 1978-79
- 9 3 Times (Last: 1997)

SAFETIES**Most Safeties, Season**

- 4 1993 (ties NFL record)
- 1 8 Times (Last: 1997)

Most Safeties, Game

- 1 12 Times (Last: at Baltimore 12/7/97)

Most Safeties, Both Teams, Game

- 2 Seattle (0) vs. Denver (2) 1/2/83
Seattle (1) vs. Cleveland (1) 11/14/93
- 1 31 Times (Last: Seattle [1] at Baltimore [0] 12/7/97)

FIRST DOWNS**Most Seasons Leading League**

- 1 1978

Most First Downs, Season

- 345 1978
- 331 1997
- 315 1979

Fewest First Downs, Season

- 159 1982 (9 games)
- 207 1992
- 237 1976

Most First Downs, Game

- 34 vs. San Diego 11/22/87
- 33 vs. Kansas City 11/27/83 (OT)
- 30 3 Times (Last: vs. Denver 12/11/88)

Fewest First Downs, Game

- 1 vs. L.A. Rams 11/4/79
- 2 vs. New England 12/4/88
- 6 3 Times (Last: at Dallas 10/11/92)

Most First Downs, Rushing, Season

- 150 1978
- 131 1983
- 125 1988

Fewest First Downs, Rushing, Season

- 51 1982 (9 games)
- 75 1976
- 76 1992

Most First Downs, Rushing, Game

- 19 vs. San Diego 11/22/87
- 18 vs. Kansas City 11/27/83 (OT)
- 16 vs. Denver 12/11/88

Fewest First Downs, Rushing, Game

- 0 vs. L.A. Rams 11/4/79
vs. New England 12/4/88
vs. L.A. Raiders 10/18/92

Most First Downs, Passing, Season

- 207 1997
- 180 1989
- 179 1985

Fewest First Downs, Passing, Season

- 89 1982 (9 games)
- 114 1992
- 116 1977

Most First Downs, Passing, Game

- 21 vs. Denver 11/20/83
- 20 vs. Denver 12/15/84
- 19 vs. Oakland 10/26/97

Fewest First Downs, Passing, Game

- 1 vs. L.A. Rams 11/4/79
- 2 4 Times (Last: at Chicago 9/9/90)

Most First Downs, Penalty, Season

39 1978
31 1998
28 1994

Fewest First Downs, Penalty, Season

10 1986
14 1991
16 1983

Most First Downs, Penalty, Game

6 vs. N.Y. Jets 9/17/78
vs. San Diego 11/16/81
vs. San Diego 9/18/94

NET YARDS GAINED RUSHING & PASSING

Most Plays, Season

1090 1985
1072 1978
1049 1997

Fewest Plays, Season

589 1982 (9 games)
869 1977
882 1976

Most Plays, Game

85 vs. Kansas City 11/27/83 (OT)
84 vs. Kansas City 9/29/85
vs. San Diego 11/22/87

Fewest Plays, Game

35 vs. L.A. Rams 11/4/79
41 vs. New England 12/4/88
42 vs. Washington 12/23/89
43 at San Diego 10/25/98

Most Net Yards Gained, Season

5759 1997
5557 1979
5511 1978

Fewest Net Yards Gained, Season

2594 1982 (9 games)
3374 1992
4062 1976

Most Net Yards Gained, Game

559 vs. Buffalo 10/30/77
554 vs. Oakland 10/26/97
536 vs. Denver 12/20/86

Fewest Net Yards Gained, Game

-7 vs. L.A. Rams 11/4/79 (NFL record)
62 at Dallas 10/11/92
65 vs. New England 12/4/88

Most Consecutive Games, 400 or More Yards Gained

4 1986
2 5 Times (Last: 1997-98)

Most Consecutive Games, 300 or More Yards Gained

9 1997
7 1978-79
6 1980, 1986

Highest Average Gain, Season

5.38 1986 (1,005-5,409)
5.31 1979 (1,046-5,557)
5.16 1996 (974-5,024)

Lowest Average Gain, Season

4.40 1982 (589-2,594 (9 games))
4.55 1989 (1,010-4,596)
4.57 1994 (1,018-4,652)

RUSHING

ATTEMPTS**Most Rushing Attempts, Season**

561 1978
546 1983
517 1988

Fewest Rushing Attempts, Season

227 1982 (9 games)
374 1976
394 1991

Most Rushing Attempts, Game

57 vs. N.Y. Jets 9/11/83
56 vs. San Diego 9/18/83
54 vs. San Diego 11/22/87

Fewest Rushing Attempts, Game

7 vs. L.A. Raiders 11/17/91
9 vs. Washington 12/23/89
12 3 Times (Last: vs. Atlanta 12/15/91)

YARDS GAINED**Most Yards Gained Rushing, Season**

2,394 1978
2,300 1986
2,178 1995

Fewest Yards Gained Rushing, Season

795 1982 (9 games)
1,392 1989
1,413 1976

Most Yards Gained Rushing, Game

298 vs. Denver 12/20/86
280 vs. Kansas City 11/27/83 (OT)
277 vs. San Diego 11/22/87



Jim Zorn (1976-84)

Fewest Yards Gained Rushing, Game

- 20 vs. New England 12/4/88
- 23 vs. L.A. Rams 11/4/79
- vs. L.A. Raiders 11/17/91
- 24 at Denver 12/27/98

AVERAGE GAIN**Highest Average Gain, Rushing, Season**

- 4.57 1995 (477-2,178)
- 4.52 1996 (442-1,997)
- 4.48 1986 (513-2,300)

Lowest Average Gain, Rushing, Season

- 3.32 1984 (495-1,645)
- 3.44 1989 (405-1,392)
- 3.50 1982 (227-795) (9 games)

TOUCHDOWNS**Most Touchdowns, Rushing, Season**

- 28 1978
- 24 1979
- 20 1995

Fewest Touchdowns, Rushing, Season

- 4 1982 (9 games)
- 1992
- 5 1989

Most Touchdowns, Rushing, Game

- 4 7 Times (Last: at Jacksonville 11/12/95)

PASSING**ATTEMPTS****Most Passes Attempted, Season**

- 609 1997
- 575 1985
- 559 1989

Fewest Passes Attempted, Season

- 326 1982 (9 games)
- 387 1977
- 405 1987

Most Passes Attempted, Game

- 61 vs. Kansas City 9/29/85
- 51 3 Times (Last: vs. L.A. Rams 9/23/85)

Fewest Passes Attempted, Game

- 14 vs. Kansas City 12/11/77
- 15 vs. Pittsburgh 12/6/87
- 16 3 Times (Last: vs. Cincinnati 11/18/84)

Most Passes Attempted, Both Teams, Game

- 87 Seattle (24) at NY Jets (63) 12/6/98
- 84 Seattle (42) vs. San Diego (42) 12/14/80
- Seattle (46) vs. Kansas City (38) 12/9/84
- Seattle (31) vs. Phoenix (53) 12/19/93 (OT)

Fewest Passes Attempted, Both Teams, Game

- 30 Seattle (20) vs. New England (10) 12/4/88
- 33 Seattle (15) vs. Pittsburgh (18) 12/6/87
- 38 Seattle (23) vs. New England (15) 10/9/77

COMPLETIONS**Most Passes Completed, Season**

- 359 1997
- 316 1989

307 1981

Fewest Passes Completed, Season

- 175 1977
- 176 1982 (9 games)
- 229 1976

Most Passes Completed, Game

- 33 vs. Atlanta 10/13/85
- 31 vs. Kansas City 9/27/81
- vs. Denver 11/20/83

Fewest Passes Completed, Game

- 2 vs. L.A. Rams 11/4/79
- 4 vs. L.A. Raiders 10/16/83
- 5 vs. New England 10/9/77
- at Oakland 12/22/96

Most Passes Completed, Both Teams, Game

- 59 Seattle (17) at NY Jets (42) 12/6/98
- 56 Seattle (22) vs. San Diego (34) 9/15/85
- 54 Seattle (25) vs. San Diego (29) 10/9/83
- 52 Seattle (25) vs. N.Y. Jets (27) 11/2/86

Fewest Passes Completed, Both Teams, Game

- 14 Seattle (5) vs. New England (9) 10/9/77
- Seattle (9) vs. New England (5) 12/4/88
- 17 Seattle (10) vs. Cleveland (7) 12/18/77

YARDS GAINED**Most Net Yards Gained, Passing, Season**

- 3,959 1997
- 3,590 1979
- 3,427 1981

Fewest Net Yards Gained, Passing, Season

- 1,778 1992
- 1,799 1982 (9 games)
- 2,328 1977

Most Net Yards Gained, Passing, Game

- 409 vs. Oakland 10/26/97
- 406 vs. Denver 11/25/84
- 391 vs. New Orleans 11/18/79

Fewest Net Yards, Gained Passing, Game

- 30 vs. L.A. Rams 11/4/79
- 2 vs. L.A. Raiders 10/16/83
- 13 at Oakland 12/22/96

TIMES SACKED**Most Times Sacked, Season**

- 67 1992
- 53 1985
- 51 1980

Fewest Times Sacked, Season

- 21 1977
- 23 1979
- 28 1976

Most Times Sacked, Game

- 9 vs. Kansas City 11/11/90
- 8 vs. Cleveland 9/12/82
- vs. Dallas 12/4/83
- at Denver 12/20/92

COMPLETION PERCENTAGE**Highest Completion Percentage, Season**

- 59.42 1991 (488-290)

59.16 1986 (453-268)

59.15 1990 (448-265)

Lowest Completion Percentage, Season

45.22 1977 (387-175)

47.71 1976 (480-229)

48.32 1992 (476-230)

TOUCHDOWNS

Most Touchdowns, Passing, Season

32 1984

31 1987

28 1985

Fewest Touchdowns, Passing, Season

9 1982 (9 games)

1992

13 1976, 1993, 1994

Most Touchdowns, Passing, Game

5 vs. Detroit 12/2/84

vs. San Diego 9/15/85

vs. L.A. Raiders 11/28/88

vs. Oakland 10/26/97

Most Touchdowns, Passing, Both Teams, Game

10 Seattle (5) vs. San Diego (5) 9/15/85

7 6 Times (Last: Seattle [5] vs. Oakland [2]
10/26/97)

PASSES HAD INTERCEPTED

Most Passes Had Intercepted, Season

32 1977

30 1976

26 1984, 1991

Fewest Passes Had Intercepted, Season

9 1994

13 1982 (9 games)

14 1986

Most Passes Had Intercepted, Game

6 vs. Detroit 10/24/76

vs. Kansas City 12/9/84

5 2 Times (Last: vs. Kansas City 9/29/85)

PUNTING

Most Punts, Season

108 1992

95 1984

91 1985, 1993, 1994

Fewest Punts, Season

49 1982 (9 games)

61 1987

64 1977

Most Punts, Game

12 vs. Denver 11/28/93

11 3 Times (Last: vs. Philadelphia 12/13/92 [OT])

Fewest Punts, Game

1 8 Times (Last: vs. Detroit 12/30/90)

AVERAGE YARDAGE

Highest Average Distance, Punting, Season

45.00 1995 (83-3,735)

44.07 1992 (108-4,760)

1998 (81-3,570)

44.03 1993 (91-4,007)

Lowest Average Distance, Punting, Season

36.89 1978 (69-2,543)

37.40 1976 (82-3,067)

37.55 1984 (95-3,567)

HAD BLOCKED

Most Punts Had Blocked, Season

3 1979

2 1977

1980

1997

Most Punts Had Blocked, Game

2 vs. Kansas City 9/30/79

1 11 Times (Last: vs. Kansas City 11/23/97)

Most Consecutive Punts Without A Block

612 1980-88

521 1989-93

254 1993-96

INSIDE THE 20

Most Punts Inside the Opponents' 20 Yard Line, Season

33 1994

29 1992

27 1998

25 1983

Fewest Punts Inside the Opponents' 20 Yard Line, Season

9 1982 (9 games)

10 1986

11 1977

1979

1991

Most Punts Inside the Opponents' 20 Yard Line, Game

6 vs. Minnesota 11/10/96

5 vs. New England 12/18/83

vs. Denver 11/30/92 (OT)

at Washington 9/4/94

PUNT RETURNS

Most Punt Returns, Season

53 1985

44 1984

41 1981

1998

Fewest Punt Returns, Season

21 1982 (9 games)

30 1989

31 1977

Most Punt Returns, Game

7 vs. Tampa Bay 10/17/76

vs. N.Y. Jets 11/13/77

6 3 Times (Last: vs. L.A. Raiders 12/8/86)

Fewest Punt Returns, Game

0 26 Times (Last: at Pittsburgh 9/27/98)

FAIR CATCHES

Most Fair Catches, Season

27 1992

23 1994
20 1991

Fewest Fair Catches, Season

4 1977
5 1978
6 4 Times
(Last: 1983)

Most Fair Catches, Game

5 4 Times (Last: vs. Denver 11/30/92 [OT])

YARDS GAINED

Most Yards, Punt Returns, Season

484 1984
483 1985
457 1986

Fewest Yards, Punt Returns, Season

217 1977
228 1982 (9 games)
246 1976

Most Yards, Punt Returns, Game

105 vs. N.Y. Giants 11/5/95
103 vs. Philadelphia 11/23/86
101 vs. Pittsburgh 9/7/86

Fewest Yards, Punt Returns, Game

-2 vs. Washington 9/19/76
at N.Y. Giants 10/25/92
at Kansas City 9/15/96

AVERAGE YARDS RETURNING PUNTS

Highest Average, Punt Returns, Season

11.72 1986 (39-457)
11.00 1984 (44-484)
10.86 1982 (21-228) (9 games)

Lowest Average, Punt Returns, Season

6.31 1976 (39-246)
6.70 1997 (37-248)
7.00 1977 (31-217)

TOUCHDOWNS RETURNING PUNTS

Most Touchdowns, Punt Returns, Season

2 1998
1 7 Times (Last: 1996)

Most Touchdowns, Punt Returns, Game

1 9 Times (Last: at Oakland 11/15/98)

KICKOFF RETURNS

Most Kickoff Returns, Season

79 1976
76 1997
73 1977, 1980

Fewest Kickoff Returns, Season

29 1982 (9 games)
50 1990, 1992, 1993

Most Kickoff Returns, Game

9 vs. New Orleans 11/21/76
vs. Kansas City 11/27/83 (OT)
8 9 Times (Last: vs. Denver 11/26/89)

Fewest Kickoff Returns, Game

0 4 Times (Last: at Detroit 10/17/93)

YARDS GAINED

Most Yards, Kickoff Returns, Season

1,620 1995
1,605 1976
1,575 1983

Fewest Yards, Kickoff Returns, Season

544 1982 (9 games)
885 1992
931 1993

Most Yards, Kickoff Returns, Game

251 vs. New Orleans 11/21/76
209 vs. Kansas City 11/27/83 (OT)
204 vs. San Diego 12/10/78

Fewest Yards, Kickoff Returns, Game

0 4 Times (Last: at Detroit 10/17/93)

AVERAGE YARDAGE

Highest Average, Kickoff Returns, Season

23.59 1998 (64-1,510)
22.54 1978 (67-1,510)
22.50 1995 (72-1,620)
22.18 1983 (71-1,575)

Lowest Average, Kickoff Returns, Season

17.70 1992 (50-885)
18.52 1981 (69-1,278)
18.62 1993 (50-931)

TOUCHDOWNS

Most Touchdowns, Kickoff Returns, Season

1 4 Times (Last: 1998)

Most Touchdowns, Kickoff Returns, Game

1 at St. Louis 11/13/83
vs. Kansas City 10/8/89
at San Diego 10/30/94
vs. Washington 9/20/98

FUMBLES

Most Fumbles, Season

43 1989
41 1981
38 1980

Fewest Fumbles, Season

21 1982 (9 games)
24 1984, 1995, 1996

Most Fumbles, Game

8 vs. Houston 11/20/77
vs. Kansas City 11/5/89
at Arizona 10/29/95 (OT)

Fewest Fumbles, Game

0 45 Times (Last: vs. Kansas City 11/8/98)

FUMBLES LOST


Most Fumbles Lost, Season

23 1981
20 1983
19 1978, 1994

Fewest Fumbles Lost, Season

9 1995
11 1982 (9 games)
1997

Most Fumbles Lost, Game



Mike Tice (1981-88, 1990-91)

- 5 vs. Green Bay 10/15/78
vs. Denver 12/13/81
- 4 5 Times (Last: vs. Oakland 11/1/98)

Fewest Fumbles Lost, Game

- 0 113 Times (Last: vs. San Francisco 12/21/97)

FUMBLES RECOVERED

Most Fumbles Recovered, Season, Own and Opponents

- 44 1983 (16 own, 28 opp)
- 42 1989 (29 own, 13 opp)
- 41 1981 (14 own, 27 opp)

Fewest Fumbles Recovered, Season, Own & Opponents

- 19 1982 (10 own, 9 opp) (9 games)
- 20 1995 (11 own, 9 opp)
- 21 1977 (10 own, 11 opp)
- 1986 (7 own, 14 opp)

Most Fumbles Recovered, Game, Own & Opponents

- 8 vs. Cleveland 12/20/81 (1 own, 7 opp)
- 7 vs. Chicago 12/20/87 (4 own, 3 opp)
- vs. San Diego 11/25/90 (4 own, 3 opp)

Most Own Fumbles Recovered, Season

- 29 1989
- 22 1980
- 18 1992

Fewest Own Fumbles Recovered, Season

- 7 1986
- 8 1984
- 9 1976
- 1991

Most Opponents Fumbles Recovered, Season

- 28 1983
- 27 1981
- 25 1984

Fewest Opponents Fumbles Recovered, Season

- 9 1982 (9 games)
- 1995
- 11 3 Times (Last: 1994)

Most Opponents Fumbles Recovered, Game

- 7 vs. Cleveland 12/20/81
- 6 at Oakland 12/22/96
- 5 vs. L.A. Raiders 10/16/83
- vs. Cleveland 11/14/93

TOUCHDOWNS

Most Touchdowns, Opponent Fumbles Recovered, Season

- 3 1997
- 2 5 Times (Last: 1998)

Most Touchdowns, Fumbles Recovered, Game, Own and Opponents

- 1 18 Times (Last: at Baltimore 12/7/97 [opp])

TURNOVERS

(Number of times losing the ball on interceptions and fumbles)

Most Turnovers, Season

- 48 1976 (30 ints, 18 fums)
- 45 1977 (32 ints, 13 fums)
- 43 1991 (26 ints, 17 fums)

Fewest Turnovers, Season

- 24 1982 (13 ints, 11 fums) (9 games)
- 27 1986 (14 ints, 13 fums)
- 28 1994 (9 ints, 19 fums)

Most Turnovers, Game

- 8 vs. Detroit 10/24/76 (6 ints, 2 fums)
- vs. Denver 11/20/83 (4 ints, 4 fums)
- 7 3 Times (Last: at Arizona 10/29/95 [OT])
- [4 ints, 3 fums])

Most Turnovers, Both Teams, Game

- 14 Seattle (4) vs. Cleveland (10) 12/20/81
- 11 Seattle (7) vs. Kansas City (4) 9/29/85
- Seattle (8) at Arizona (3) 10/29/95 (OT)

Fewest Turnovers, Both Teams, Game

- 0 Seattle (0) vs. L.A. Raiders (0) 12/18/94
- Seattle (0) at San Diego (0) 10/25/98
- 1 14 Times (Last: Seattle [2] at Baltimore [0] 12/7/97)

PENALTIES

Fewest Penalties, Season

- 59 1982 (9 games)
- 76 1977
- 79 1987, 1989

Most Penalties, Season

- 128 1984
- 117 1998
- 114 1994
- 112 1996

Fewest Penalties, Game

- 0 vs. Pittsburgh 12/6/87
- 1 vs. St. Louis 9/12/76
- vs. L.A. Raiders 12/18/88

Most Penalties, Game

- 17 vs. Green Bay 10/21/84
- 15 vs. Tampa Bay 10/17/76
- vs. San Diego 10/9/83

Fewest Penalties, Both Teams, Game

- 5 Seattle (3) vs. Detroit (2) 12/2/84

Seattle (5) vs. New Orleans (0) 11/10/85
Seattle (3) vs. Kansas City (2) 12/1/91

Most Penalties, Both Teams, Game

35 Seattle (15) vs. Tampa Bay (20) 10/17/76
30 Seattle (13) vs. Kansas City (17) 11/8/98
28 Seattle (17) vs. Green Bay (11) 10/21/84
24 Seattle (10) vs. L.A. Raiders (14) 11/3/85

YARDS PENALIZED

Fewest Yards Penalized, Season

523 1982 (9 games)
666 1977
668 1987

Most Yards Penalized, Season

1,179 1984
918 1992
914 1998
911 1997

Fewest Yards Penalized, Game

0 vs. Pittsburgh 12/6/87
10 3 Times (Last: vs. Buffalo 12/8/96)

Most Yards Penalized, Game

145 vs. Denver 12/8/79
141 at Oakland 11/15/98
134 vs. Denver 9/7/97
129 at Jacksonville 11/12/95

Fewest Yards Penalized, Both Teams, Game

27 Seattle (20) vs. Kansas City (7) 12/1/91
30 Seattle (20) vs. Detroit (10) 12/2/84
34 Seattle (10) vs. L.A. Raiders (24) 12/18/88

Most Yards Penalized, Both Teams, Game

310 Seattle (120) vs. Tampa Bay (190) 10/17/76
273 Seattle (145) vs. Denver (128) 12/8/79
248 Seattle (96) vs. Kansas City (152) 11/8/98
236 Seattle (45) vs. Philadelphia (191) 12/13/92 (OT)

TIME OF POSSESSION

Highest Average Time of Possession, Season

30:47 1990
30:47 1997
30:46 1984

Lowest Average Time of Possession, Season

27:05 1998
28:01 1996
28:04 1982
28:38 1988

Highest Time of Possession, Game

41:35 vs. San Diego 11/22/87
40:21 vs. Denver 10/22/89 (OT)
39:55 vs. Pittsburgh 10/20/91

Lowest Time of Possession, Game

14:28 vs. L.A. Rams 11/4/79
17:10 vs. San Francisco 9/25/88
17:58 vs. New England 12/19/82



Kenny Easley (1981-87)

DEFENSIVE RECORDS

SCORING

Fewest Points Allowed, Season

147 1982 (9 games)
261 1991
282 1984

Most Points Allowed, Season

429 1976
408 1980
397 1983

Fewest Points Allowed, Game

0 9 Times (Last: at Philadelphia 9/6/98)

Most Points Allowed, Game

51 vs. New Orleans 11/21/76
vs. Dallas 11/27/80
48 vs. Kansas City 11/27/83 (OT)

Fewest Touchdowns Allowed, Season

18 1982 (9 games)
25 1991
32 1990, 1992, 1993

Most Touchdowns Allowed, Season

53 1976
48 1983
47 1980

Fewest Touchdowns Allowed, Game

0 29 Times (Last: at Philadelphia 9/6/98)

Most Touchdowns Allowed, Game

7 vs. Dallas 11/27/80
vs. Kansas City 11/27/83
6 4 Times (Last: vs. Green Bay 10/15/78)

FIRST DOWNS

Fewest First Downs Allowed, Season

167 1982 (9 games)
247 1992
263 1991

Most First Downs Allowed, Season

371 1981
351 1983
350 1979

Fewest First Downs Allowed, Game

6 vs. San Diego 11/22/87
8 at N.Y. Jets 11/13/77
9 vs. Pittsburgh 9/7/86
vs. Indianapolis 9/29/91

Most First Downs Allowed, Game

32 at San Diego 9/15/85
31 at Chicago 12/20/87
at Denver 12/1/96
at NY Jets 12/6/98

Fewest First Downs Allowed, Rushing, Season

86 1982 (9 games)
190
90 1985

Most First Downs Allowed, Rushing, Season

175 1981
166 1976
153 1978

Fewest First Downs Allowed, Rushing, Game

0 at Green Bay 12/9/90
1 6 Times (Last: at Oakland 12/14/97)

Most First Downs Allowed, Rushing, Game

19 vs. New Orleans 11/21/76
18 3 Times (Last: at Kansas City 11/22/81)

Fewest First Downs Allowed, Passing, Season

68 1982 (9 games)
125 1977
129 1992

Most First Downs Allowed, Passing, Season

197 1998
195 1983
193 1993
192 1986

Fewest First Downs Allowed, Passing, Game

2 4 Times (Last: at Indianapolis 9/14/97)

Most First Downs Allowed, Passing, Game

27 at San Diego 9/15/85
21 at NY Jets 12/6/98
20 at Oakland 12/16/79
vs. Washington 9/20/98
at San Diego 10/25/98

Fewest First Downs Allowed, Penalty, Season

12 1991
13 1982 (9 games)
16 1987, 1988, 1989

Most First Downs Allowed, Penalty, Season

33 1979
30 1996
29 1984
1998

Most First Downs Allowed, Penalty, Game

7 at Kansas City 10/17/96
5 4 Times (Last: at NY Jets 12/6/98)

OFFENSIVE PLAYS

Fewest Opponents Plays Allowed, Season

600 1982 (9 games)
950 1990
954 1987

Most Opponents Plays Allowed, Season

1137 1998
1126 1981
1085 1993
1078 1979, 1995

Fewest Opponents Plays Allowed, Game

39 vs. San Diego 11/22/87
41 vs. Pittsburgh 10/20/91
43 vs. L.A. Raiders 9/16/90

Most Opponents Plays Allowed, Game

- 95 vs. L.A. Rams 11/4/79
- vs. Philadelphia 12/13/92 (OT)
- 88 vs. Denver 10/29/78 (OT)

Fewest Opponents Plays Allowed, Rushing, Season

- 337 1982 (9 games)
- 413 1990
- 435 1991

Most Opponents Plays Allowed, Rushing, Season

- 614 1976
- 596 1977
- 588 1981

Fewest Opponents Plays Allowed, Rushing, Game

- 10 vs. Green Bay 12/9/90
- 12 vs. San Diego 11/22/87
- vs. Minnesota 11/10/96

Most Opponents Plays Allowed, Rushing, Game

- 63 vs. L.A. Rams 11/4/79
- 61 vs. Cincinnati 10/11/87
- 60 2 Times (Last: vs. Pittsburgh 10/23/83)

Fewest Opponents Plays Allowed, Passing, Season

- 253 1982 (9 games)
- 367 1977
- 394 1976

Most Opponents Plays Allowed, Passing, Season

- 650 1998
- 633 1993
- 582 1986
- 1995

Fewest Opponents Attempts Allowed, Passing, Game

- 9 at N.Y. Giants 10/25/92
- 10 vs. New England 12/4/88
- 11 vs. Cincinnati 10/11/87

Most Opponents Attempts Allowed, Passing, Game

- 63 at NY Jets 12/6/98
- 59 vs. Kansas City 9/11/88
- 55 vs. Kansas City 11/4/84
- at Houston 11/7/93

NET YARDS ALLOWED RUSHING & PASSING

Fewest Yards Allowed, Season

- 2794 1982 (9 games)
- 4583 1992
- 4606 1990

Most Yards Allowed, Season

- 6029 1983
- 5940 1981
- 5834 1979

Fewest Yards Allowed, Game

- 118 at Indianapolis 9/14/97
- 120 vs. Cleveland 9/3/84
- 124 vs. N.Y. Jets 11/13/77

Most Net Yards Allowed, Game

- 580 vs. San Francisco 9/25/88
- 557 vs. San Diego 9/15/85
- 553 vs. N.Y. Jets 11/2/86

RUSHING

Fewest Yards Allowed, Rushing, Season

- 1461 1982 (9 games)
- 1606 1990
- 1660 1993

Most Yards Allowed Rushing, Season

- 2881 1976
- 2806 1981
- 2517 1978

Fewest Yards Allowed, Rushing, Game

- 13 vs. Green Bay 12/9/90
- 15 vs. Minnesota 11/10/96
- 17 vs. San Diego 11/22/87

Most Yards Allowed, Rushing, Game

- 356 vs. L.A. Raiders 11/30/87
- 303 vs. L.A. Rams 11/4/79
- 281 vs. St. Louis 9/12/76

Fewest Touchdowns Allowed, Rushing, Season

- 4 1991
- 7 1990
- 10 1997

Most Touchdowns Allowed, Rushing, Season

- 23 1979
- 21 1977
- 20 1976, 1978, 1981

Most Touchdowns Allowed, Rushing, Game

- 4 3 Times (Last: vs. Dallas 11/27/80)

PASSING

Fewest Net Yards Allowed, Passing, Season

- 1333 1982 (9 games)
- 2333 1977
- 2524 1976

Most Net Yards Allowed, Passing, Season

- 3972 1998
- 3831 1983
- 3653 1993
- 3582 1986

Fewest Net Yards Allowed, Passing, Game

- 12 at Philadelphia 12/6/98
- 15 vs. Kansas City 9/30/79
- 23 at Indianapolis 9/21/97
- 25 vs. N.Y. Jets 11/13/77

Most Net Yards Allowed, Passing, Game

- 494 vs. San Diego 9/15/85
- 427 vs. NY Jets 11/2/86
- 418 at NY Jets 12/6/98
- 405 vs. Phoenix 12/19/93 (OT)

Fewest Touchdowns Allowed, Passing, Season

- 4 1982 (9 games)
- 11 1992
- 15 1994

Most Touchdowns Allowed, Passing, Season

- 33 1983
- 28 1980
- 27 1976

Most Touchdowns Allowed, Passing, Game

- 5 vs. San Diego 9/15/85
- vs. San Francisco 9/25/88
- 4 10 Times (Last: vs. Denver 11/26/89)

SACKS

Most Sacks, Season

61	1985
55	1984
53	1998
48	1996

Fewest Sacks, Season

17	1982 (9 games)
18	1977
25	1978

Most Sacks, Game

11	vs. L.A. Raiders 12/8/86
10	vs. Philadelphia 12/13/92 (OT)
9	vs. Philadelphia 11/23/86 vs. Buffalo 12/8/96 at Philadelphia 9/6/98

Most Opponents Yards Lost Attempting to Pass, Season

464	1985
398	1984
351	1983

Fewest Opponents Yards Lost Attempting to Pass, Season

131	1977
135	1982 (9 games)
167	1995

Most Opponents Yards Lost Attempting to Pass, Game

89	vs. Philadelphia 12/13/92 (OT)
68	vs. L.A. Raiders 12/8/86
65	vs. L.A. Raiders 10/16/83

INTERCEPTIONS

Most Seasons Leading League

1	1984
---	------

Most Passes Intercepted By, Season

38	1984
26	1983
25	1977
24	1998

Fewest Passes Intercepted By, Season

9	1989
12	1990
13	1982 (9 games) 1997

Most Passes Intercepted By, Game

7	vs. San Diego 12/13/98
6	vs. Kansas City 11/4/84
5	vs. Houston 10/5/80 at Pittsburgh 12/6/92

Most Consecutive Games, One or More Interceptions By

17	1983-84
11	1993
8	1990-91

Most Yards, Returning Interceptions, Season

697	1984 (3rd in NFL history)
455	1998

397 1981

356 1977

Fewest Yards Returning Interceptions, Season

57	1989
95	1980
127	1995

Most Yards Returning Interceptions, Game

325	vs. Kansas City 11/4/84 (NFL record)
146	vs. Cincinnati 9/25/77
125	vs. Cleveland 12/20/81

Most Touchdowns Returning Interceptions, Season

8	1998 (2nd in NFL history)
7	1984 (3rd in NFL history)
3	1981, 1985

Most Touchdowns Returning Interceptions, Game

4	vs. Kansas City 11/4/84 (NFL record)
2	vs. Chicago 9/23/83 vs. Arizona 9/13/98
1	29 Times (Last: vs. San Diego 12/13/98)

Most TDs Returning Interceptions, Both Teams, Game

4	Seattle (4) vs. K.C. (0) 11/4/84 (NFL record)
2	7 Times (Last: Seattle [2] vs. Arizona [0] 9/13/98)

PUNTING

Fewest Opponent Punts, Season

50	1982 (9 games)
54	1977
55	1981

Most Opponent Punts, Season

97	1985
96	1992
83	1984

Fewest Opponent Punts, Game

0	at Oakland 12/16/79
1	15 Times (Last: at San Diego 9/5/93)

Most Opponent Punts, Game

11	at Denver 10/25/85 (OT) vs. Denver 11/30/92 (OT)
10	2 Times (Last: vs. Philadelphia 12/13/92 [OT])

AVERAGE YARDAGE

Highest Opponent Average, Punting, Season

45.00	1995 (83-3735)
43.55	1998 (78-3,397)
42.49	1981 (55-2337)
42.09	1988 (66-2778)

Lowest Opponent Average, Punting, Season

35.00	1976 (65-2275)
35.96	1977 (54-1942)
37.91	1979 (69-2616)

Highest Opponent Average, Punting, Game (Min. 3)

56.6	at Denver 11/25/84 (5-283)
53.0	vs. Pittsburgh 11/8/81 (3-156)
50.5	at San Diego 9/18/88 (4-202)

Lowest Opponent Average, Punting, Game (Min. 3)

17.0	vs. Buffalo 10/14/84 (4-69)
24.0	vs. San Diego 9/4/78 (4-72) vs. Philadelphia 11/2/80 (3-72)

HAD BLOCKED

Most Opponent Punts Blocked, Season

- 4 1984, 1986
- 2 1976, 1977, 1980, 1985

Most Opponent Punts Blocked, Game

- 2 vs. Buffalo 10/14/84
at New England 9/21/86
- 1 16 Times (Last: at Indianapolis 10/2/94)

Most Consecutive Opponent Punts Without A Block

- 258 1987-91
- 228 1991-94
- 217 1994-96

INSIDE THE 20

Most Opponent Punts Inside the Opponents' 20, Season

- 25 1994
- 24 1995
- 23 1992
- 1996
- 1998

Fewest Opponent Punts Inside the Opponents' 20, Season

- 10 1976
- 1982 (9 games)
- 11 1977

Most Opponent Punts Inside the Opponents' 20, Game

- 4 8 Times (Last: vs. Philadelphia 12/13/92 [OT])

PUNT RETURNS

Fewest Opponents Punt Returns, Season

- 19 1982 (9 games)
- 29 1990
- 32 1984, 1987

Most Opponents Punt Returns, Season

- 56 1976
- 1992
- 52 1996

Fewest Yards Allowed, Punt Returns, Season

- 69 1982 (9 games)
- 153 1981
- 185 1983

Most Yards Allowed, Punt Returns, Season

- 640 1996
- 549 1995
- 534 1976

Fewest Yards Allowed, Punt Returns, Game

- 12 vs. L.A. Rams 10/23/88
- 4 vs. Denver 11/30/92 (OT)
- 3 vs. Chicago 12/12/82

Most Yards Allowed, Punt Returns, Game

- 184 at Baltimore 12/7/97
- 110 at L.A. Raiders 12/12/93
- 100 vs. Kansas City 11/22/92

Most Seasons Leading League, Lowest Average Allowed, Punt Returns

- 1 1981
- 1983
- 1988

Lowest Average Allowed, Punt Returns, Season

- 3.63 1982 (19-69) (9 games)
- 4.64 1981 (33-153) (Led NFL)
- 5.14 1983 (36-185) (Led NFL)

Highest Average Allowed, Punt Returns, Season

- 12.31 1996 (52-640)
- 12.18 1997 (38-463)
- 11.44 1995 (48-549)

Longest Return Allowed, Game

- 95 vs. N.Y. Jets 11/9/87 (TD)
- 89 at Baltimore 12/7/97 (TD)
- 86 vs. Kansas City 11/22/92 (TD)

Most Touchdowns Allowed, Punt Returns, Season

- 2 1990
- 1997
- 1 6 Times (Last: 1998)

Most Touchdowns Allowed, Punt Return, Game

- 2 at Baltimore 12/7/97
- 1 8 Times (Last: at Oakland 11/15)

KICKOFF RETURNS

Fewest Opponent Kickoff Returns, Season

- 24 1982 (9 games)
- 36 1992
- 44 1989

Most Opponent Kickoff Returns, Season

- 77 1997
- 72 1996
- 70 1979, 1995

Fewest Opponent Kickoff Returns, Game

- 0 7 Times (Last: vs. Denver 11/28/93)

Most Opponent Kickoff Returns, Game

- 10 vs. Kansas City 9/20/87
- 9 3 Times (Last: vs. San Diego 11/16/81)

Fewest Yards Allowed, Kickoff Returns, Season

- 361 1982 (9 games)
- 685 1992
- 814 1989

Most Yards Allowed, Kickoff Returns, Season

- 1779 1997
- 1669 1995
- 1642 1996

Fewest Yards Allowed, Kickoff Returns, Game

- 0 6 Times (Last: at Denver 11/28/93)

Most Yards Allowed, Kickoff Returns, Game

- 230 vs. Kansas City 9/20/87
- 223 vs. Oakland 10/26/97
- 217 vs. Buffalo 10/30/77

Most Seasons Leading League, Lowest Average Allowed, Kickoff Returns

- 1982, 1983

Lowest Average Allowed, Kickoff Returns, Season

- 15.04 1982 (24-36) (Led NFL) (9 games)
- 16.14 1983 (59-952) (Led NFL)
- 16.66 1984 (67-1,116)

Highest Average Allowed, Kickoff Returns, Season

- 24.80 1977 (50-1,240)
- 23.84 1995 (70-1,669)
- 23.10 1997 (77-1,779)

Longest Return Allowed, Game

- 99 vs. Kansas City 9/3/95
- 95 vs. Green Bay 11/15/78 (TD)
vs. L.A. Raiders 11/28/88
at Detroit 10/19/93 (TD)

Most Touchdowns Allowed, Kickoff Returns, Season

- 2 1995
- 1 1978



Ring of Honor member Pete Gross (Radio Play-by-Play, 1976-92).

1987
1993
1997

1989 (9 ints, 13 fums)
25 1995 (16 ints, 9 fums)

Most Touchdowns Allowed, Kickoff Returns, Game

- 1 vs. Green Bay 11/15/78 (95 yards)
at Kansas City 12/27/87 (92 yards)
at Detroit 10/19/93 (95 yards)
vs. Kansas City 9/3/95 (99 yards)
at Kansas City 12/24/95 (89 yards)
vs. Atlanta 11/30/97 (93 yards)

Most Opponent Turnovers, Season

- 63 1984 (38 ints, 25 fums) (2nd in NFL history)
- 54 1983 (26 ints, 28 fums)
- 48 1981 (21 ints, 27 fums)

Most Opponent Turnovers, Game

- 10 vs. Cleveland 12/20/81 (3 ints, 7 fums)
- 8 3 Times (Last: vs. San Diego 12/13/98
(7 int, 2 fumbles))

FUMBLES

Fewest Opponent Fumbles, Season

- 17 1995
- 18 1982 (9 games)
- 20 1977

Most Opponent Fumbles, Season

- 47 1984
- 44 1983
- 43 1981

Most Opponent Fumbles, Game

- 9 vs. Cleveland 12/20/81
at Oakland 12/22/96
- 7 3 Times (Last: vs. Cincinnati 10/11/87)

TURNOVERS

(Number of times taking ball from opponent on interceptions and fumbles)

Most Seasons Leading League in Most Turnovers

- 1 1984

Fewest Opponent Turnovers, Season

- 22 1982 (13 ints, 9 fums) (9 games)

TIME OF POSSESSION

Lowest Average Time of Possession Allowed, Season

- 29:13 1990
- 1997
- 29:14 1984

Highest Average Time of Possession Allowed, Season

- 32:55 1998
- 31:59 1996
- 31:56 1982 (9 games)
- 31:22 1988

Least Time of Possession Allowed, Game

- 18:25 vs. San Diego 11/22/87
- 20:05 vs. Pittsburgh 10/20/91
- 20:56 vs. San Diego 9/18/83

Most Time of Possession Allowed, Game

- 46:47 vs. Philadelphia 12/13/92 (OT)
- 45:32 vs. L.A. Rams 11/4/79
- 42:50 vs. San Francisco 9/25/88

OPPONENT RECORDS

SCORING

POINTS

Most Points, Game

- 24 Terrell Middleton, Green Bay, at Milwaukee 10/15/78 (4 TDs)
Roy Green, at St. Louis 11/13/83 (4 TDs)
- 20 Joe Danelo, N.Y. Giants 10/18/81 (6 FGs, 2 PATs)

TOUCHDOWNS

Most Touchdowns, Game

- 4 Terrell Middleton, Green Bay, at Milwaukee 10/15/78 (4 Rush)
Roy Green, at St. Louis 11/13/83 (4 Rec)
- 3 Eric Dickerson, L.A. Rams 9/23/85 (3 Rush)
Bo Jackson, L.A. Raiders 11/30/87 (2 Rush, 1 Rec)
Marcus Allen, Kansas City 12/5/93 (3 Rush)

POINTS AFTER TOUCHDOWN

Most Points After Touchdown Attempted, Game

- 7 Rafael Septien, at Dallas 11/27/80
- 6 5 Times (Last: Nick Lowery, Kansas City 11/27/83)

Most Points After Touchdown, Game

- 7 Rafael Septien, at Dallas 11/27/80 (7 attempts)
- 6 4 Times (Last: Chester Marcol, Green Bay, at Milwaukee 10/15/78 [6 attempts])

Most Points After Touchdown, No Misses, Game

- 7 Rafael Septien, at Dallas 11/27/80
- 6 4 Times (Last: Chester Marcol, Green Bay, at Milwaukee 10/15/78)

FIELD GOALS

Most Field Goals Attempted, Game

- 6 Joe Danelo, N.Y. Giants 10/18/81
John Carney, at San Diego 9/5/93
Doug Pelfrey, Cincinnati 11/6/94 (OT)

Most Field Goals, Game

- 6 Joe Danelo, N.Y. Giants 10/18/81
John Carney, at San Diego 9/5/93
Doug Pelfrey, Cincinnati 11/6/94 (OT)

Most Field Goals, One Quarter

- 3 Rich Karlis, at Denver 11/20/83 (4th)
Al Del Greco, at Houston 11/7/93 (2nd)
- 2 47 Times (Last: Cole Ford, at Oakland 12/22/96 [2nd])

Longest Field Goal

- 57 Nick Lowery, at Kansas City 9/14/80
Steve Cox, at Washington 9/28/86
- 55 Fred Steinfort, Denver 12/21/80

Longest Field Goal Attempted

- 66 Jason Elam, at Denver 12/10/95
- 61 Ali Haji-Sheikh, at N.Y. Giants 12/11/83
- 57 3 Times (Last: Kevin Butler, at Chicago 9/9/90)

Most Field Goals, No Misses, Game

- 6 Joe Danelo, N.Y. Giants 10/18/81
John Carney, at San Diego 9/5/93
Doug Pelfrey, Cincinnati 11/6/94 (OT)

Most Field Goals, 50 or More Yards, Game

- 2 By 5 Players (Last: John Carney, at San Diego 9/1/96)

SAFETIES

Most Safeties, Game

- 1 24 Times (Last: Team, vs. Kansas City 11/23/97)

RUSHING

ATTEMPTS

Most Attempts, Game

- 39 Earl Campbell, at Houston 10/11/81
- 37 Christian Okoye, at Kansas City 11/5/89
- 33 Barry Foster, at Pittsburgh 12/6/92

YARDS GAINED

Most Yards Gained, Game

- 221 Bo Jackson, L.A. Raiders 11/30/87
- 186 Earl Campbell, at Houston 10/11/81
- 183 Walter Payton, Chicago 12/5/76

Most Games, 2 or More Players with 100 or More Yards Rushing

- 1 Jim Otis (140) and Terry Metcalf (113), St. Louis 9/12/76
Tom Sullivan (121) and Mike Hogan (104), at Philadelphia 12/12/76

Longest Run From Scrimmage

- 91 Bo Jackson, L.A. Raiders 11/30/87 (TD)
- 84 Ted McKnight, Kansas City 9/30/79 (TD)
- 73 Chuck Muncie, San Diego 11/16/81 (TD)

AVERAGE GAIN


Highest Average Gain, Game (10 or More Attempts)

- 12.28 Bo Jackson, L.A. Raiders 11/30/87 (18-221)
- 12.25 Ted McKnight, Kansas City 9/30/79 (12-147)
- 11.00 Tony Reed, at Kansas City 12/17/78 (11-121)

TOUCHDOWNS

Most Touchdowns, Game

- 4 Terrell Middleton, Green Bay, at Milwaukee 10/15/78
- 3 Eric Dickerson, L.A. Rams 9/23/85
Marcus Allen, Kansas City 12/5/93



Chuck Knox, Head Coach (1983-91)

PASSING

ATTEMPTS

Most Passes Attempted, Game

- 63 Vinny Testaverde, at NY Jets 12/6/98
- 55 Warren Moon, at Houston 11/7/93
- 53 Steve Beuerlein, Phoenix 12/19/93 (OT)
- 52 By 2 Players (Last: Jay Schroeder, L.A. Raiders 10/13/91)

COMPLETIONS

Most Passes Completed, Game

- 42 Vinny Testaverde, at NY Jets 12/6/98
- 36 Warren Moon, at Houston 11/7/93
- 34 Steve Beuerlein, Phoenix 12/19/93 (OT)
- 31 By 3 Players (Last: Jeff Blake, Cincinnati 11/6/94 [OT])

COMPLETION PERCENTAGE

Highest Completion %, Game (Min. 20 Attempts)

- 83.87 Fran Tarkenton, at Minnesota 11/14/76 (31-26)
- 81.25 Ken O'Brien, N.Y. Jets 11/2/86 (32-26)
- 80.10 Pat Haden, L.A. Rams 11/4/79 (21-17)

YARDS GAINED

Most Yards Gained, Game

- 440 Dan Fouts, at San Diego 9/15/85
- 432 John Elway, Denver 12/20/85
- 431 By 2 Players (Last: Steve Beuerlein, Phoenix 12/19/93 [OT])

Longest Pass Completion

- 99 Stan Humphries, to Tony Martin, San Diego 9/18/94 (TD) (ties NFL record)
- 92 Marc Wilson, to Marcus Allen, at L.A. Raiders 10/7/84
- Eric Zeier, to Derrick Alexander, at Baltimore 12/7/97

AVERAGE GAIN

Highest Average Gain, Game (20 Attempts)

- 16.26 Marc Wilson, at L.A. Raiders 10/7/84 (19-309)

- 13.47 Ken O'Brien, N.Y. Jets 11/2/86 (32-431)
- 12.42 Gary Hogeboom, Phoenix 9/17/89 (24-298)

TOUCHDOWNS

Most Touchdown Passes, Game

- 5 Neil O'Donnell, N.Y. Jets 8/31/97
- 4 9 Times (Last: John Elway, at Denver 12/27/98)

HAD INTERCEPTED

Most Passes Had Intercepted, Game

- 5 Ken Stabler, at Houston 10/5/80
- Craig Whelihan, San Diego 12/13/98
- 4 10 Times (Last: Sean Salisbury, San Diego 10/27/96)

Most Attempts, No Interceptions, Game

- 45 Tony Eason, at New England 9/21/86
- 43 John Elway, at Denver 10/20/85 (OT)
- 42 John Elway, Denver 12/20/85
- Boomer Esiason, at Cincinnati 12/10/89

RECEIVING

Most Pass Receptions, Game

- 13 Wes Chandler, at San Diego 9/15/85
- Tony Martin, at San Diego 9/10/95
- 12 Gary Clark, Phoenix 12/19/93 (OT)

YARDS GAINED

Most Yards Gained, Game

- 243 Wes Chandler, at San Diego 9/15/85
- 195 Al Toon, N.Y. Jets 11/2/86
- 173 Marcus Allen, at L.A. Raiders 10/7/84

Longest Pass Reception

- 99 Tony Martin, from Stan Humphries, San Diego 9/18/94 (TD) (ties NFL record)
- 92 Marcus Allen, from Marc Wilson, at L.A. Raiders 10/7/84
- Derrick Alexander, from Eric Zeier, at Baltimore 12/7/97

Most Games, 2 or More Players with 100 or More Yards Receiving

- 5 Times (Last: Eric Green (119) and Dwight Stone (100), Pittsburgh 12/26/93)

AVERAGE PER RECEPTION

Highest Average Per Reception, Game (5 Receptions)

- 34.60 Marcus Allen, at L.A. Raiders 10/7/84 (4-173) (pro-rated)
- 32.40 James Lofton, Green Bay, at Milwaukee 10/21/84 (5-162)
- 27.17 Jerry Rice, San Francisco 9/25/88 (6-163)

TOUCHDOWNS

Most Touchdowns, Game

- 4 Roy Green, at St. Louis 11/13/83
- 3 4 Times (Last: Roy Green, Phoenix 9/17/89)

INTERCEPTIONS

Most Interceptions By, Game

- 4 Deron Cherry, at Kansas City 9/29/85 (ties NFL record)
- 3 Tony Greene, Buffalo 10/30/77
- Steve Wilson, at Denver 11/20/83

YARDS RETURNED

Most Yards Returned, Game

- 115 Fred Marion, New England 11/17/85
- 102 Gary Barbaro, at Kansas City 12/11/77
- 93 Levi Johnson, Detroit 10/24/76

Longest Return

- 102 Gary Barbaro, at Kansas City 12/11/77
(T3rd in NFL history)
- 83 Fred Marion, New England 11/17/85
- 82 Carlton Williamson, at San Francisco 11/25/85

TOUCHDOWNS

Most Touchdowns, Game

- 1 34 Times (Last: Jerome Williams, vs. San Diego, 12/13/98)

PUNTING

Most Punts, Game

- 11 Chris Norman, at Denver 10/20/85 (OT)
- Ruben Rodriguez, Denver 11/30/92 (OT)
- 10 Jeff Gossett, L.A. Raiders 10/18/92
- Jeff Feagles, Philadelphia 12/13/92 (OT)

Longest Punt

- 67 David Lee, Baltimore 11/12/78
- Brian Hansen, at New England 10/7/90
- 65 Rohn Stark, Indianapolis 9/29/91
- John Kidd, at San Diego 10/4/92

AVERAGE YARDAGE

Highest Average Punting, Game (Minimum 4 Punts)

- 52.25 Lee Johnson, Cincinnati 11/6/94 (4-209) (OT)
- 50.50 Ralf Mojsiejenko, at San Diego 9/18/88 (4-202)
- 50.17 Darren Bennett, San Diego 10/27/96 (6-301)

INSIDE THE 20

Most Punts Inside the 20, Game

- 4 8 Times (Last: Jeff Feagles, Philadelphia 12/13/92 [OT])

TOUCHBACKS

Most Touchbacks, Game

- 3 George Roberts, at Miami 9/9/79
- Max Runager, at San Francisco 11/25/85
- 2 11 Times (Last: Mark Royals, at Detroit 11/17/96)

HAD BLOCKED

Most Punts Had Blocked, Game

- 2 John Kidd, Buffalo 10/14/84
- Rich Camarillo, at New England 9/21/86
- 1 15 Times (Last: Rohn Stark, at Indianapolis 10/2/94)

PUNT RETURNS

Most Punt Returns, Game

- 8 Vai Sikahema, Philadelphia 12/13/92 (OT)
- 7 Rolland Lawrence, Atlanta 11/7/76
- Pete Shaw, at N.Y. Giants 12/11/83

FAIR CATCHES

Most Fair Catches, Game

- 6 Greg Pruitt, at L.A. Raiders 10/7/84
- 5 Greg Pruitt, L.A. Raiders 11/12/84
- Emile Harry, at Kansas City 11/9/86

YARDS GAINED

Most Yards Gained, Game

- 184 Jermaine Lewis, at Baltimore 12/7/97
- 133 Desmond Howard, at Oakland 11/15/98
- 110 Tim Brown, at L.A. Raiders 12/12/93
- 100 Dale Carter, Kansas City 11/22/92

Longest Punt Return

- 91 JoJo Townsell, N.Y. Jets 11/9/87 (TD)
- 89 Jermaine Lewis, at Baltimore 12/7/97 (TD)
- 86 Dale Carter, Kansas City 11/22/92 (TD)

AVERAGE YARDAGE

Highest Average, Game (Minimum 3 Returns)

- 36.80 Jermaine Lewis, at Baltimore 12/7/97 (5-184)
- 32.67 David Meggett, at N.Y. Giants 11/19/89(3-98)
- 31.67 JoJo Townsell, at N.Y. Jets 11/9/87 (3-95)

TOUCHDOWNS

- 2 Jermaine Lewis, at Baltimore 12/7/97
- 1 9 Times (Last: Desmond Howard, at Oakland 11/15/98)

KICKOFF RETURNS

Most Kickoff Returns, Game

- 10 Desmond Howard, Oakland 10/26/97
- 9 Paul Palmer, at Kansas City 9/20/87
- 8 By 2 Player (Last: Andre Coleman, San Diego 10/27/96)

YARDS GAINED

Most Yards Gained, Game

- 223 Desmond Howard, Oakland 10/26/97
- 221 Paul Palmer, at Kansas City 9/20/87
- 206 Andre Coleman, San Diego 10/27/96



Tom Flores, Head Coach (1992-94)

Longest Kickoff Return

- 95 Steve Odom, Green Bay, at Milwaukee 10/15/78 (TD)
- Tim Brown, L.A. Raiders 11/28/88
- Mel Gray, at Detroit 10/17/93 (TD)

HIGHEST YARDAGE

Highest Average, Game (Minimum 3 Returns)

- 48.33 Byron Hanspard, Atlanta 11/30/97 (3-145)
- 44.33 Paul Palmer, at Kansas City 12/27/87 (3-133)
- 35.60 Tim Brown, L.A. Raiders 11/28/88 (5-178)

TOUCHDOWNS

Most Touchdowns, Game

- 1 By 6 Players (Last: Byron Hanspard, Atlanta 11/30/97 [93 yards])

COMBINED KICK RETURNS

Most Combined Kick Returns, Game

- 11 Vai Sikaheima, Philadelphia 12/13/92 (OT) (8-P, 3-K)
- Desmond Howard, Oakland 10/26/97 (1-P, 10-K)
- 10 Rolland Lawrence, Atlanta 11/7/76 (7-P, 3-K)
- Glyn Milburn, at Denver 12/10/95 (5-P, 5-K)

YARDS GAINED

Most Yards Returned, Game

- 228 Glyn Milburn, at Denver 12/10/95 (95-P, 133-K)
- 223 Desmond Howard, Oakland 10/26/97 (223-K)
- 221 Paul Palmer, Kansas City 9/20/87 (221-K)

TOUCHDOWNS

Most Touchdowns, Game

- 2 Jermaine Lewis, at Baltimore 12/7/97
- 1 15 Times (Last: Desmond Howard at Oakland, 12/15/98)

COMBINED NET YARDS GAINED

Yards Gained Via Rushing, Receiving, Interception Return, Punt Return, Kickoff Return, and Fumble Return

ATTEMPTS

Most Attempts, Game

- 42 Earl Campbell, at Houston 10/11/81
- 39 Barry Foster, at Pittsburgh 12/6/92
- 37 Otis Anderson, at St. Louis 11/13/83

YARDS GAINED

Most Yards Gained, Game

- 404 Glyn Milburn, at Denver 12/10/95 (NFL record)
- 306 Tim Brown, L.A. Raiders 11/28/88
- 290 Lionel James, at San Diego 9/15/85

TACKLES

Most Tackles, Game

- 19 Randy Gradishar, Denver 10/29/78
- 16 5 Times (Last: Dino Hackett, at K.C. 9/20/87)

SACKS

Most Sacks, Game

- 7.0 Derrick Thomas, at Kansas City 11/11/90 (NFL record)
- 4.0 By 3 Players (Last: Anthony Smith, L.A. Raiders 9/12/93)

FORCED FUMBLES

Most Forced Fumbles, Game

- 2 13 Times (Last: Lonnie Marts, at K.C. 1/2/94)

FUMBLES

Most Fumbles, Game

- 5 Dave Walter, Cincinnati 10/11/87
- 4 3 Times (Last: Paul McDonald, Cleveland 12/20/81)

Most Own Fumbles Recovered, Game

- 3 Craig Erickson, at Miami 10/6/96
- 2 12 Times (Last: John Elway, Denver 11/28/93)

Most Opponents' Fumbles Recovered, Game

- 2 9 Times (Last: Bill Romanowski, Denver 9/8/96)

Longest Fumble Return

- 86 Derrick Thomas, Kansas City 12/5/93 (TD)
- 75 Ray Bentley, Cincinnati 9/6/92 (TD)
- 46 Lucius Sanford, Buffalo 10/14/84 (TD)

TOUCHDOWNS

Most Touchdowns, Game (Opponents' Recovered)

- 1 16 Times (Last: 6 yards, Darrius Johnson, at Denver 11/2/97)

Most Touchdowns, Game (Own Recovered)

- 1 Tim Brown, at L.A. Raiders 12/18/88

BLOCKED KICKS

Most Blocked Punts, Game

- 1 12 Times (Last: Joe Horn, Kansas City 11/23/97)

Most Blocked Field Goals, Game

- 1 10 Times (Last: Eric Swann, at Arizona 10/29/95)

Most Blocked PATs, Game

- 1 7 Times (Last: Michael Carter, at San Francisco 11/25/85)

Most Blocked Kicks (Field Goals and PATs), Game

- 1 18 Times (Rob Holmberg, at Oakland 12/22/96)

Longest Return of Blocked Punt

- 23 Frank Duncan, San Diego 9/7/80
- 0 6 Times (Last: Jessie Small, Philadelphia 9/10/89)

Longest Return of Blocked Field Goal

- 58 Dave Waymer, New Orleans 10/16/88 (TD)
- 0 7 Times (Last: Albert Lewis, at Kansas City 1/2/94 (TD))

Touchdowns with Blocked Kick Recovery

- 1 Dave Waymer, N.O. 10/16/88 (FG, 58 yds)
- Albert Lewis, at Kansas City 1/2/94 (punt, 0 yds)

POSTSEASON RECORDS

SERVICE

Most Games, Career

- 7 Edwin Bailey, 1983-84, 1987-88
Jeff Bryant, 1983-84, 1987-88
Greg Gaines, 1983-84, 1987-88
Jacob Green, 1983-84, 1987-88
Norm Johnson, 1983-84, 1987-88
Dave Krieg, 1983-84, 1987-88
Steve Largent, 1983-84, 1987-88
Paul Moyer, 1983-84, 1988
Joe Nash, 1983-84, 1987-88
Bruce Scholtz, 1983-84, 1987-88
Mike Tice, 1983-84, 1987-88
- 6 5 players

Most Starts, Career

- 7 Edwin Bailey, 1983-84, 1987-88
Jeff Bryant, 1983-84, 1987-88
Jacob Green, 1983-84, 1987-88
Dave Krieg, 1983-84, 1987-88
Steve Largent, 1983-84, 1987-88
Joe Nash, 1983-84, 1987-88
Bruce Scholtz, 1983-84, 1987-88
- 6 3 players

SCORING

POINTS

Most Points, Career

- 38 Norm Johnson, 1983-84, 1987-88
(8 FG, 14 PAT) 7 games
- 24 Steve Largent, 1983-84, 1987-88 (4 TD) 7 games
- 12 Curt Warner, 1983, 1988 (2 TD) 4 games

Most Points, Game

- 12 Curt Warner, at Miami 12/31/83 (2 TD)
Steve Largent, at Houston 1/3/88 (2 TD) (OT)
- 8 2 players
(Last: Norm Johnson, at Houston 1/3/88
[2FG, 2 PAT]) (OT)

TOUCHDOWNS

Most Touchdowns, Career

- 4 Steve Largent, 1983-84, 1987-88 7 games (4-P)
- 2 Curt Warner, 1983, 1988 4 games (2-R)
- 1 9 players

Most Touchdowns, Game

- 2 Curt Warner, at Miami 12/31/83 (2-R)
Steve Largent, at Houston 1/3/88 (2-P) (OT)
- 1 By 11 players


Most Consecutive Games Scoring Touchdown

- 2 Steve Largent, 1984, 1987
- 1 12 Times (Last: John L. Williams and
Dave Krieg, at Cincinnati 12/31/88)

POINTS AFTER TOUCHDOWN

Most Points After Touchdown, Career

- 14 Norm Johnson, 1983-84, 1987-88, 7 games (15 att)



Blair Bush (1983-88)

Most Points After Touchdown, Game

- 4 Norm Johnson, vs. Denver 12/24/83 (4 att)
- 3 Norm Johnson, at Miami 12/31/83 (3 att)
- 2 By 2 players (Last: Norm Johnson, at Houston
1/3/88 (2 Att) (OT))

FIELD GOALS

Most Field Goals Attempted, Career

- 10 Norm Johnson, 1983-84, 1987-88 (7 games)

Most Field Goals Attempted, Game

- 3 Norm Johnson, at Miami 12/31/83 (D)
- 3 Times (Last: Norm Johnson, at Houston
1/3/88 [OT])

Longest Field Goal Attempted

(all successful unless otherwise noted)

- 48 Norm Johnson, at Miami 12/31/83
(blocked)
- 44 Norm Johnson, vs. L.A. Raiders 12/22/84
- 41 2 Times (Last: Norm Johnson, at Houston 1/3/88)

Most Field Goals, Career

- 8 Norm Johnson, 1983-84, 1987-88 7 games
(10 Att)

Most Field Goals, Game

- 2 Norm Johnson, at Miami 12/31/83 (3 att)
Norm Johnson, vs. L.A. Raiders 12/22/84 (2 Att)
Norm Johnson, at Houston 1/3/88 (2 Att)

Most Consecutive Field Goals

- 5 Norm Johnson, 1983-84
- 2 Norm Johnson, 1987-88 (current)

Longest Field Goal

- 44 Norm Johnson, vs. L.A. Raiders 12/22/84
- 41 Norm Johnson, at Houston 1/3/88 (OT)
- 37 By 2 players (Last: N. Johnson, at Mia 12/31/83)

Highest Field Goal Percentage, Career

80.0 Norm Johnson, 1983-84, 1987-88,
7 games (8-10)

SAFETIES**Most Safeties, Career**

None

Most Safeties, Game

None

RUSHING**Most Attempts, Career**

71 Curt Warner, 1983, 1988 4 Games
39 Dan Doornink, 1983-84, 5 Games
31 David Hughes, 1983-84, 5 Games

Most Attempts, Game

29 Curt Warner, at Miami 12/31/83
Dan Doornink, vs. L.A. Raiders 12/22/84
23 Curt Warner, vs. Denver 12/24/83

YARDS GAINED**Most Yards Gained, Career**

249 Curt Warner, 1983, 1988 4 Games
161 Dan Doornink, 1983-84, 5 Games
119 David Hughes, 1983-84, 5 Games

Most Yards Gained, Game


126 Dan Doornink, vs. L.A. Raiders 12/22/84
113 Curt Warner, at Miami 12/31/83
99 Curt Warner, vs. Denver 12/24/83

Most Games, 100 or More Yards Rushing, Career

1 Dan Doornink, 1983-84
Curt Warner, 1983, 1988

Most Consecutive Games, 100 or More Yards Rushing

1 Dan Doornink, 1984
Curt Warner, 1983, 1988



John L. Williams (1986-93)

Longest Run From Scrimmage

15 Curt Warner, vs. Denver 12/24/83
14 Dan Doornink, vs. L.A. Raiders 12/22/84
13 Dave Krieg, vs. L.A. Raiders 12/22/84

AVERAGE GAIN**Highest Average Gain, Career (Min. 30 Attempts)**

4.13 Dan Doornink, 1983-84, 5 games (39-161)
3.84 David Hughes, 1983-84, 5 games (31-119)
3.51 Curt Warner, 1983, 1988 4 games (71-249)

Highest Average Gain, Game (Min. 20 attempts)

4.34 Dan Doornink, vs. L.A. Raiders 12/22/84
(29-126)
4.30 Curt Warner, vs. Denver 12/24/83 (23-99)
3.90 Curt Warner, at Miami 12/31/83 (29-113)

TOUCHDOWNS**Most Touchdowns, Career**

2 Curt Warner, 1983, 1988 4 games
1 David Hughes, 1983-84, 5 games
Dave Krieg, 1983-84, 1987-88, 7 games

Most Touchdowns, Game

2 Curt Warner, at Miami 12/31/83
1 David Hughes, vs. Denver 12/24/83
Dave Krieg, at Cincinnati 12/31/88

Most Consecutive Games Rushing for Touchdowns

1 David Hughes, 1983
Curt Warner, 1983
Dave Krieg, 1988

PASSING**PASS RATING****Highest Pass Rating, Career (Min. 100 attempts)**

76.1 Dave Krieg, 1983-84, 1987-88, 7 games

ATTEMPTS**Most Passes Attempted, Career**

183 Dave Krieg, 1983-84, 1987-88, 7 games
28 Jim Zorn, 1983-84, 5 games
1 John L. Williams, 1987-88, 2 games

Most Passes Attempted, Game

50 Dave Krieg, at Cincinnati 12/31/88
38 Dave Krieg, at Houston 1/3/88 (OT)
35 Dave Krieg, at Miami 12/29/84

COMPLETIONS**Most Passes Completed, Career**

94 Dave Krieg, 1983-84, 1987-88, 7 games
14 Jim Zorn, 1983-84, 5 games

Most Passes Completed, Game

24 Dave Krieg, at Cincinnati 12/31/88
20 Dave Krieg, at Miami 12/29/84
16 Dave Krieg, at Houston 1/3/88 (OT)

COMPLETION PERCENTAGE**Highest Completion %, Career (Min. 100 attempts)**

51.37 Dave Krieg, 1983-84, 1987-88, 7 games (183-94)

Highest Completion %, Game (15 Completions)

57.1 Dave Krieg, at Miami 12/29/84 (35-20)
53.6 Dave Krieg, at Miami 12/31/83 (28-15)
48.0 Dave Krieg, at Cincinnati 12/31/88 (50-24)

YARDS GAINED

Most Yards Gained, Career

- 1,252 Dave Krieg, 1983-84, 1987-88, 7 games
- 134 Jim Zorn, 1983-84, 5 games

Most Yards Gained, Game

- 297 Dave Krieg, at Cincinnati 12/31/88
- 237 Dave Krieg, at Houston 1/3/88 (OT)
- 234 Dave Krieg, at Miami 12/29/84

Most games, 300 or More Yards Passing, Career

None

Most Consecutive Games, 300 or More Yards Passing

None

Longest Pass Completion

- 56 Dave Krieg (to Steve Largent) at Miami 12/29/84 (TD)
- 41 Dave Krieg (to Paul Johns) vs. Denver 12/24/83
- 40 Dave Krieg (to Steve Largent) at Miami 12/31/83

AVERAGE GAIN

Highest Average Gain, Career (Min. 100 attempts)

- 6.84 Dave Krieg, 1983-84, 1987-88, 7 games (183-1,252)

Highest Average Gain, Game (20 Attempts)

- 6.86 Dave Krieg, at Miami 12/31/83 (28-192)
- 6.69 Dave Krieg, at Miami 12/29/84 (35-234)
- 6.24 Dave Krieg, at Houston 1/3/88 (38-237) (OT)

TOUCHDOWNS

Most Touchdown Passes, Career

- 9 Dave Krieg, 1983-84, 1987-88, 7 games
- 2 Jim Zorn, 1983-84, 5 games

Most Touchdown Passes, Game

- 3 Dave Krieg, vs. Denver 12/24/83
- 2 Jim Zorn, at L.A. Raiders 1/8/84
- Dave Krieg, at Houston 1/3/88 (OT)

Most Consecutive Games, Touchdown Pass

- 4 Dave Krieg, 1984, 1987-88
- 2 Dave Krieg, 1983

HAD INTERCEPTED

Lowest %, Passes Had Intercepted, Career (Min. 100 att)

- 3.28 Dave Krieg, 1987-88, 7 games (6-183)

Most Attempts Without Interception, Game

- 38 Dave Krieg, at Houston 1/3/88 (OT)
- 35 Dave Krieg, at Miami 12/29/84
- 13 Dave Krieg, vs. Denver 12/24/83

Most Passes Had Intercepted, Career

- 6 Dave Krieg, 1983-84, 1987-88, 7 games
- 2 Jim Zorn, 1983-84, 5 games

Most Passes Had Intercepted, Game

- 3 Dave Krieg, at L.A. Raiders 1/8/84
- 2 Jim Zorn, at L.A. Raiders 1/8/84
- Dave Krieg, at Cincinnati 12/31/88

Most Consecutive Passes Without Interception

- 87 Dave Krieg, 1984, 1987-88

PASS RECEIVING

RECEPTIONS

Most Receptions, Career

- 23 Steve Largent, 1983-84, 1987-88, 7 games
- 15 Dan Doornink, 1983-84, 5 games
- 13 John L. Williams, 1987-88, 2 games

Most Receptions, Game

- 11 John L. Williams, at Cincinnati 12/31/88
- 7 Steve Largent, at Houston 1/3/88 (OT)
- 6 Dan Doornink, at L.A. Raiders 1/8/84
- Steve Largent, at Miami 12/29/84
- Dan Doornink, at Miami 12/29/84

Most Consecutive Games, Pass Reception

- 4 Dan Doornink, 1983-84
- Curt Warner, 1983, 1988
- 3 By 4 players

YARDS GAINED

Most Yards Gained, Career

- 434 Steve Largent, 1983-84, 1987-88, 7 games
- 168 Paul Johns, 1983, 3 games
- 142 John L. Williams, 1987-88, 2 games

Most Yards Gained, Game

- 137 John L. Williams, at Cincinnati 12/31/88
- 132 Steve Largent, at Houston 1/3/88 (OT)
- 128 Steve Largent, at Miami 12/29/84

Most Games, 100 or More Yards Receiving, Career

- 2 Steve Largent, 1983-84, 1987-88, 7 games
- 1 John L. Williams, 1987-88, 2 games

Most Consecutive Games, 100 or More Yards Receiving, Career

- 2 Steve Largent, 1984, 1987
- 1 John L. Williams, 1988 (current)

Longest Reception

- 56 Steve Largent, (from Dave Krieg) at Miami 12/29/84 (TD)
- 41 Paul Johns, (from Dave Krieg) at Miami 12/31/83
- 40 Steve Largent, (from Dave Krieg) at Miami 12/31/83

AVERAGE GAIN

Highest Average Gain, Career (Min. 10 Receptions)

- 18.87 Steve Largent, 1983-84, 1987-88, 7 games (23-434)
- 15.27 Paul Johns, 1983, 3 games (11-168)
- 10.92 John L. Williams, 1987-88, 2 games (13-142)

Highest Average Gain, Game (Min. 3 Receptions)

- 21.33 Steve Largent, at Miami 12/29/84 (6-128)
- 19.00 Steve Largent, vs. Denver 12/24/83 (4-76)
- 18.86 Steve Largent, at Houston 1/3/88 (7-132)(OT)

TOUCHDOWNS

Most Touchdowns, Career

- 4 Steve Largent, 1983-84, 1987-88, 7 games
- 1 By 7 players

Most Touchdowns, Game

- 2 Steve Largent, at Houston 1/3/88 (OT)
- 1 By 9 (Last: John L. Williams, at Cin. 12/31/88)

Most Consecutive Games, Touchdown Passes Caught

- 2 Steve Largent, 1984, 1987
- 1 By 8 players

INTERCEPTIONS BY

Most Interceptions, Career

- 4 John Harris, 1983-84, 5 games
- 2 Gregory Johnson, 1983, 3 games
- Kerry Justin, 1983, 3 games

Most Interceptions, Game

- 2 John Harris, at Miami 12/29/84
- 1 By 9 (Last: Melvin Jenkins, at Hou. 1/3/88 [OT])

YARDS GAINED

Most Yards Gained, Career

- 45 John Harris, 1983-84, 5 games
- Kerry Justin, 1983, 3 games
- 28 Melvin Jenkins, 1987-88, 1 game

Most Yards Gained, Game

- 45 Kerry Justin, vs. Denver 12/24/83
- John Harris, at Miami 12/29/84
- 28 Melvin Jenkins, at Houston 1/3/88 (OT)

Longest Return

- 45 Kerry Justin, vs. Denver 12/24/83
- 32 John Harris, at Miami 12/29/84
- 28 Melvin Jenkins, at Houston 1/3/88 (OT)

TOUCHDOWNS

Most Touchdowns, Career

None

Most Touchdowns, Game

None

PUNTING

Most Punts, Career

- 27 Jeff West, 1983-84, 5 games
- 13 Ruben Rodriguez, 1987-88, 2 games

Most Punts, Game

- 8 Jeff West, vs. L.A. Raiders 12/22/84
- 7 Jeff West, at Miami 12/29/84
- Ruben Rodriguez, at Houston 1/3/88 (OT)

Longest Punt

- 58 Jeff West, at Miami 12/29/84
- 56 Ruben Rodriguez, at Houston 1/3/88 (OT)
- 54 Ruben Rodriguez, at Cincinnati 12/31/88

AVERAGE YARDAGE

Highest Average, Career (20 Punts)

- 36.96 Jeff West, 1983-84, 5 games (27-998)

Highest Average, Game (4 Punts)

- 44.25 Ruben Rodriguez, at Houston 1/3/88 (7-310) (OT)
- 44.17 Ruben Rodriguez, at Cincinnati 12/31/88 (6-265)
- 38.00 Jeff West, at Miami 12/31/83 (4-152)

PUNT RETURNS

Most Punt Returns, Career

- 7 Bobby Joe Edmonds, 1987-88, 2 games
- 6 Kenny Easley, 1983-84, 1987, 6 games
- 4 Paul Johns, 1983, 3 games

Most Punt Returns, Game

- 5 Kenny Easley, vs. L.A. Raiders 12/22/84
- Bobby Joe Edmonds, at Cin. 12/31/88
- 4 Paul Johns, vs. Denver 12/24/83

YARDS GAINED

Most Yards Gained, Career


- 96 Bobby Joe Edmonds, 1987-88, 2 games
- 58 Paul Johns, 1983, 3 games
- 57 Kenny Easley, 1983-84, 1987, 6 games

Most Yards Gained, Game

- 66 Bobby Joe Edmonds, at Houston 1/3/88 (OT)
- 58 Paul Johns, vs. Denver 12/24/83
- 52 Kenny Easley, vs. L.A. Raiders 12/22/84

Longest Return

- 54 Bobby Joe Edmonds, at Houston 1/3/88 (OT)
- 19 Paul Johns, vs. Denver 12/24/83
- 17 By 2 (Last: Kenny Easley, vs. L.A. Raiders 12/22/84)



John Harris (1978-85)

AVERAGE YARDAGE

Highest Average, Career (Minimum 4 Returns)

- 14.50 Paul Johns, 1983, 3 games (4-58)
- 13.71 Bobby Joe Edmonds, 1987-88, 2 games (7-96)
- 9.50 Kenny Easley, 1983-84, 5 games (6-57)

Highest Average Gain, Game (Minimum 3 Returns)

- 14.5 Paul Johns, vs. Denver 12/24/83 (4-58)
- 10.4 Kenny Easley, vs. L.A. Raiders 12/22/84 (5-52)

TOUCHDOWNS

Most Touchdowns, Career

None

Most Touchdowns, Game

None

KICKOFF RETURNS

Most Kickoff Returns, Career

- Zachary Dixon, 1983, 3 games
- Bobby Joe Edmonds, 1987-88, 2 games
- David Hughes, 1983-84, 5 games

Most Kickoff Returns, Game

- Bobby Joe Edmonds, at Houston 1/3/88 (OT)
- Zachary Dixon, at L.A. Raiders 1/8/84
- By 6 (Last: Bobby Joe Edmonds, at Cincinnati 12/31/88)

YARDS GAINED

Most Yards Gained, Career

- Zachary Dixon, 1983, 3 games
- David Hughes, 1983-84, 5 games
- Bobby Joe Edmonds, 1987-88, 2 games

Most Yards Gained, Game

- Bobby Joe Edmonds, at Houston 1/3/88 (OT)
- Zachary Dixon, at Miami 12/31/83
- David Hughes, at L.A. Raiders 1/8/84

Longest Return

- Zachary Dixon, at Miami 12/31/83
- Bobby Joe Edmonds, at Houston 1/3/88 (OT)
- David Hughes, at L.A. Raiders 1/8/84

AVERAGE YARDAGE

Highest Average, Career (Minimum 5 Returns)

- Zachary Dixon, 1983, 3 games (7-183)
- David Hughes, 1983-84, 5 games (7-163)
- Bobby Joe Edmonds, 1987-88, 2 games (7-149)

Highest Average, Game (Minimum 3 Returns)

- Bobby Joe Edmonds, vs Houston 1/3/88 (5-109) (OT)
- Zachary Dixon, at L.A. Raiders 1/8/84 (3-54)

TOUCHDOWNS

Most Touchdowns, Career

None

Most Touchdowns, Game

None

FUMBLES

Most Fumbles, Career

- John L. Williams, 1987-88, 2 games
- By 3 players

Most Fumbles, Game

- By 5 (Last: John L. Williams, at Cincinnati 12/31/88)

RECOVERIES

Most Own Fumbles Recovered, Career

- Ron Essink, 1983-84, 5 games
- Pete Metzelaars, 1983-84, 5 games

Most Opponents Fumbles Recovered, Career

- Jeff Bryant, 1983-84, 1987-88, 7 games
- By 8 players

Most Fumbles Recovered, Game, Own and Opponents

- Jeff Bryant, at L.A. Raiders 1/8/84 (2-Opp)
- By 10 (Last: Melvin Jenkins [opp] and Joe Nash [opp], at Cincinnati 12/31/88 (D))

YARDS GAINED

Longest Return

- 14 Times (Last: Joe Nash, at Cin. 12/31/88)

TOUCHDOWNS

Most Touchdowns

None

TACKLES

Most Tackles, Career

- Keith Butler, 1983-84, 1987, 6 games
- Kenny Easley, 1983-84, 1987, 6 games
- Jacob Green, 1983-84, 1987-88, 7 games

Most Tackles, Game

- Brian Bosworth, at Houston 1/3/88 (OT)
- Eugene Robinson, at Houston 1/3/88 (OT)
- Kenny Easley, at Houston 1/3/88 (OT)

SACKS

Most Sacks, Career

- Jacob Green, 1983-84, 1987-88, 7 games
- Greg Gaines, 1983-84, 1987-88, 7 games
- Jeff Bryant, 1983-84, 1987-88, 7 games

Most Sacks, Game

- Jacob Green, vs. L.A. Raiders 12/22/84
- By 11 (Last: Jacob Green, at Cin. 12/31/88)

FUMBLES

Most Forced Fumbles, Career

- Jacob Green, 1983-84, 1987-88, 7 games
- Bruce Scholtz, 1983-84, 1987-88, 7 games
- By 7 players

Most Forced Fumbles, Game

- By 11 (Last: Jacob Green, at Cincinnati 12/31/88)

BLOCKED KICKS

Most Blocked Punts, Career

None

Most Blocked Punts, Game

None

Most Blocked Field Goals, Career

None

Most Blocked Field Goals, Game

None

Most Blocked PATs, Career

None

Most Blocked PATs, Game

None

Most Blocked Placekicks, Career

None

Most Blocked Placekicks, Game

None

POSTSEASON TEAM RECORDS

GAMES

Most Consecutive Seasons Participating in Postseason Games

- 2 1983-84
- 1987-88

Most Games

- 3 1983
- 2 1984
- 1 1987
- 1988

Most Games Won

- 2 1983
- 1 1984

Most Consecutive Games Won

- 2 1983
- 1 1984

Most Consecutive Games Lost

- 2 1987-88 (current)
- 1 1983
- 1 1984

SCORING

Most Points, Game

- 31 vs. Denver 12/24/83
- 27 at Miami 12/31/83
- 20 at Houston 1/3/88 (OT)

Fewest Points, Game

- 10 at Miami 12/29/84
- 13 vs. L.A. Raiders 12/22/84
- at Cincinnati 12/31/88

Most Points, Both Teams, Game

- 47 (27) at Miami (20) 12/31/83
- 44 (14) at L.A. Raiders (30) 1/8/84
- 43 (20) at Houston (23) 1/3/88 (OT)

Fewest Points, Both Teams, Game

- 20 (13) at L.A. Raiders (7) 12/22/84
- 34 (13) at Cincinnati (21) 12/31/88
- 38 (31) vs. Denver (7) 12/24/83

Largest Margin of Victory, Game

- 24 (31) vs. Denver (7) 12/24/83
- 7 (27) at Miami (20) 12/31/83
- 6 (13) at L.A. Raiders (7) 12/22/84

Most Points, Shutout Victory, Game

None

Most Points Overcome to Win Game

- 6 at Miami 12/31/83 (Trailed 7-13, Won 27-20)
- 3 at Miami 12/31/83 (Trailed 17-20, Won 27-20)

Most Points, Each Half

- 1st: 10 vs. Denver 12/24/83
- at Miami 12/29/84
- at Houston 1/3/88
- 2nd: 21 vs. Denver 12/24/83
- 20 at Miami 12/31/83
- 14 at L.A. Raiders 1/8/84
- 13 at Cincinnati 12/31/88

Most Points, Each Quarter

- 1st: 7 vs. Denver 12/24/83

- at Houston 1/3/88 (
- 0 at Miami 12/31/83
- at L.A. Raiders 1/8/84
- vs. L.A. Raiders 12/22/84
- at Miami 12/29/84
- at Cincinnati 12/31/88

- 2nd: 10 at Miami 12/29/84
- 7 at Miami 12/31/83
- vs. L.A. Raiders 12/22/84
- 3 vs. Denver 12/24/83
- at Houston 1/3/88

- 3rd: 7 vs. Denver 12/24/83
- at Miami 12/31/83
- at L.A. Raiders 1/8/84

- 4th: 14 vs. Denver 12/24/83
- 13 at Miami 12/31/83
- at Cincinnati 12/31/88
- 7 at L.A. Raiders 1/8/84
- at Houston 1/3/88

- OT: 0 at Houston 1/3/88

TOUCHDOWNS

Most Touchdowns, Game

- 4 vs. Denver 12/24/83
- 3 at Miami 12/31/83
- 2 at L.A. Raiders 1/8/84
- at Houston 1/3/88 (OT)
- at Cincinnati 12/31/88

Fewest Touchdowns, Game

- 1 vs. L.A. Raiders 12/22/84
- at Miami 12/29/84
- 2 3 Times (Last: at Cincinnati 12/31/88)

Most Touchdowns, Both Teams, Game

- 6 Seattle (3) at Miami (3) 12/31/83
- 5 4 Times
- (Last: Seattle [2] at Cincinnati [3] 12/31/88)

Fewest Touchdowns Both Teams, Game

- 2 Seattle (1) at L.A. Raiders (1) 12/22/84
- 4 Seattle (2) at Houston (2) 1/3/88 (OT)
- 5 4 Times (Last: Seattle [2] at Cincinnati [3] 12/31/88)

POINTS AFTER TOUCHDOWN

Most Points After Touchdown, Game

- 4 vs. Denver 12/24/83
- 3 at Miami 12/31/83
- 2 at L.A. Raiders 1/8/84
- at Houston 1/3/88 (OT)

Fewest Points After Touchdown, Game

- 1 vs. L.A. Raiders 12/22/84
- at Miami 12/29/84
- at Cincinnati 12/31/88

Most Points After Touchdown, Both Teams, Game

- 5 4 Times (Last: Seattle [1] at Miami [4] 12/29/84)

Fewest Points After Touchdown, Both Teams, Game

- 2 Seattle (1) at L.A. Raiders (1) 12/22/84
4 Seattle (2) at Houston (2) 1/3/88 (OT)
Seattle (1) at Cincinnati (3) 12/31/88

FIELD GOALS

Most Field Goals, Game

- 2 at Miami 12/31/83
vs. L.A. Raiders 12/22/84
at Houston 1/3/88 (OT)

Most Field Goals, Both Teams, Game

- 5 Seattle (2) at Houston (3) 1/3/88 (OT)
3 Seattle (0) at L.A. Raiders (3) 1/8/84
2 2 Times (Last: Seattle [2] at L.A. Raiders [0] 12/22/84)

Most Field Goals Attempted, Game

- 3 at Miami 12/31/83
2 vs. L.A. Raiders 12/22/84
at Miami 12/29/84
at Houston 1/3/88 (OT)

Most Field Goals Attempted, Both Teams, Game

- 7 Seattle (2) at Houston (5) 1/3/88 (OT)
5 Seattle (2) at Miami (3) 12/29/84
3 Seattle (3) at Miami (0) 12/31/83
Seattle (0) at L.A. Raiders (3) 1/8/84

FIRST DOWNS

Most First Downs, Game

- 21 at Miami 12/31/83
19 at Cincinnati 12/31/88
17 vs. Denver 12/24/83
vs. L.A. Raiders 12/22/84

Fewest First Downs, Game

- 8 at Miami 12/29/84
11 at Houston 1/3/88 (OT)
16 at L.A. Raiders 1/8/84

Most First Downs, Both Teams, Game

- 42 Seattle (21) at Miami (21) 12/31/83
41 Seattle (19) at Cincinnati (22) 12/31/88
38 2 Times (Last: Seattle [11] at Houston [27] 1/3/88 [OT])

Fewest First Downs, Both Teams, Game

- 30 Seattle (8) at Miami (22) 12/29/84
31 Seattle (17) at L.A. Raiders (14) 12/22/84
37 Seattle (16) at L.A. Raiders (21) 1/8/84

RUSHING

Most First Downs, Rushing, Game

- 12 at Miami 12/31/83
vs. L.A. Raiders 12/22/84
8 vs. Denver 12/24/83

Fewest First Downs, Rushing, Game

- 1 at Houston 1/3/88 (OT)
at Cincinnati 12/31/88
2 at Miami 12/29/84

Most First Downs, Rushing, Both Teams, Game

- 21 Seattle (12) at Miami (9) 12/31/83
18 Seattle (1) at Cincinnati (17) 12/31/88

- 17 Seattle (12) at L.A. Raiders (5) 12/22/84

Fewest First Downs Rushing, Both Teams, Game

- 10 Seattle (2) at Miami (8) 12/29/84
Seattle (1) at Houston (9) 1/3/88 (OT)
13 Seattle (8) vs. Denver (5) 12/24/83

PASSING

Most First Downs, Passing, Game

- 16 at Cincinnati 12/31/88
10 at L.A. Raiders 1/8/84
at Houston 1/3/88 (OT)

Fewest First Downs, Passing, Game

- 4 vs. L.A. Raiders 12/22/84
6 at Miami 12/29/84
9 vs. Denver 12/24/83
at Miami 12/31/83

Most First Downs, Passing, Both Teams, Game

- 28 Seattle (10) at Houston (18) 1/3/88 (OT)
23 Seattle (9) vs. Denver (14) 12/24/83
21 2 Times (Last: Seattle [16] at Cincinnati [5] 12/31/88)

Fewest First Downs Passing, Both Teams, Game

- 12 Seattle (4) at L.A. Raiders (8) 12/22/84
18 Seattle (6) at Miami (12) 12/29/84
20 Seattle (9) at Miami (11) 12/31/83


PENALTY

Most First Downs, Penalty, Game

- 2 at L.A. Raiders 1/8/84
at Cincinnati 12/31/88
1 vs. L.A. Raiders 12/22/84

Most First Downs, Penalty, Both Teams, Game

- 2 5 Times (Last: Seattle [2] at Cincinnati [0] 12/31/88)



Kerry Justin (1978-83, 1986-87)

NET YARDS GAINED RUSHING & PASSING

Most Net Yards Gained, Game

- 334 at Miami 12/31/83
- 324 vs. Denver 12/24/83
- 294 at Cincinnati 12/31/88

Fewest Net Yards Gained, Game

- 167 at L.A. Raiders 1/8/84
- 251 vs. L.A. Raiders 12/22/84
- 250 at Houston 1/3/88 (OT)

Most Yards Gained, Both Teams, Game

- 687 Seattle (250) at Houston (437) 1/3/88 (OT)
- 684 Seattle (324) vs. Denver (360) 12/24/83
- 672 Seattle (267) at Miami (405) 12/29/84

Fewest Yards Gained, Both Teams, Game

- 491 Seattle (251) at L.A. Raiders (240) 12/22/84
- 568 Seattle (167) at L.A. Raiders (401) 1/8/84
- 639 Seattle (294) at Cincinnati (345) 12/31/88

RUSHING

ATTEMPTS

Most Attempts, Game

- 51 vs. L.A. Raiders 12/22/84
- 42 at Miami 12/31/83
- 38 vs. Denver 12/24/83

Fewest Attempts, Game

- 11 at Houston 1/3/88 (OT)
- 17 at Cincinnati 12/31/88
- 18 at L.A. Raiders 1/8/84
- at Miami 12/29/84

Most Attempts, Both Teams, Game

- 76 Seattle (51) at L.A. Raiders (25) 12/22/84
- 72 Seattle (42) at Miami (30) 12/31/83
- 71 Seattle (38) vs. Denver (33) 12/24/83

Fewest Attempts, Both Teams, Game

- 54 Seattle (18) at Miami (36) 12/29/84
- 61 Seattle (11) at Houston (50) 1/3/88 (OT)
- 64 Seattle (18) at L.A. Raiders (46) 1/8/84

YARDS GAINED

Most Yards Gained, Game

- 205 vs. L.A. Raiders 12/22/84
- 151 at Miami 12/31/83
- 145 vs. Denver 12/24/83

Fewest Yards Gained, Game

- 18 at Cincinnati 12/31/88
- 29 at Houston 1/3/88 (OT)
- 51 at Miami 12/29/84

Most Yards Gained, Both Teams, Game

- 310 Seattle (205) at L.A. Raiders (105) 12/22/84
- 279 Seattle (151) at Miami (128) 12/31/83
- 272 Seattle (18) at Cincinnati (254) 12/31/88

Fewest Yards Gained, Both Teams, Game

- 194 Seattle (51) at Miami (143) 12/29/84
- 207 Seattle (29) at Houston (178) 1/3/88 (OT)
- 270 Seattle (145) vs. Denver (125) 12/24/83

AVERAGE GAIN

Highest Average Gain, Game

- 4.02 vs. L.A. Raiders 12/22/84 (51-205)
- 3.82 vs. Denver 12/24/83 (38-145)
- 3.61 at L.A. Raiders 1/8/84 (18-65)

Lowest Average Gain, Game

- 1.06 at Cincinnati 12/31/88 ((17-18)
- 2.64 at Houston 1/3/88 (11-29) (OT)
- 2.83 at Miami 12/29/84 (18-51)

TOUCHDOWNS

Fewest Touchdowns, Game

- 0 4 Times (Last: at Houston 1/3/88 [OT])

Most Touchdowns, Game

- 2 at Miami 12/31/83
- 1 vs. Denver 12/24/83
- at Cincinnati 12/31/88

Most Touchdowns, Both Teams, Game

- 4 Seattle (1) at Cincinnati (3) 12/31/88
- 3 Seattle (2) at Miami (1) 12/31/83
- 2 Seattle (0) at L.A. Raiders (2) 1/8/84

Fewest Touchdowns, Both Teams, Game

- 0 Seattle (0) at L.A. Raiders (0) 12/22/84
- 1 3 Times (Last: Seattle (0) at Houston (1) 1/3/88 [OT])

PASSING

ATTEMPTS

Most Attempts, Game

- 50 at Cincinnati 12/31/88
- 39 at Houston 1/3/88 (OT)
- 36 at L.A. Raiders 1/8/84

Fewest Attempts, Game

- 10 vs. L.A. Raiders 12/22/84
- 13 vs. Denver 12/24/83
- 29 at Miami 12/31/83

Most Attempts, Both Teams, Game

- 71 Seattle (39) at Houston (32) 1/3/88 (OT)
- 69 Seattle (35) at Miami (34) 12/29/84
- Seattle (50) at Cincinnati (19) 12/31/88

Fewest Attempts, Both Teams, Game

- 37 Seattle (13) vs. Denver (24) 12/24/83
- Seattle (10) at L.A. Raiders (27) 12/22/84
- 55 Seattle (29) at Miami (26) 12/31/83

COMPLETIONS

Most Completions, Game

- 24 at Cincinnati 12/31/88
- 20 at Miami 12/29/84
- 17 at L.A. Raiders 1/8/84

Fewest Completions, Game

- 4 vs. L.A. Raiders 12/22/84 (W)
- 12 vs. Denver 12/24/83 (W)
- 16 at Houston 1/3/88 (W) (OT)

Most Completions, Both Teams, Game

- 41 Seattle (20) at Miami (21) 12/29/84
- 37 Seattle (16) at Houston (21) 1/3/88 (OT)
- 36 Seattle (12) vs. Denver (24) 12/24/83

Fewest Completions, Both Teams, Game

- 18 Seattle (4) at L.A. Raiders (14) 12/22/84

- 30 Seattle (15) at Miami (15) 12/31/83
- 31 Seattle (24) at Cincinnati (7) 12/31/88

Highest Completion %, Game (Min. 20 Attempts)

- 57.14 at Miami 12/29/83 (20-35)
- 51.72 at Miami 12/31/83 (15-29)
- 48.00 at Cincinnati 12/31/88

Lowest Completion %, Game (Min. 20 Attempts)

- 41.03 at Houston 1/3/88 (16-39) (OT)
- 47.22 at L.A. Raiders 1/8/84 (17-36)
- 48.00 at Cincinnati 12/31/88

NET YARDS GAINED

Most Yards Gained, Game

- 276 at Cincinnati 12/31/88
- 221 at Houston 1/3/88 (OT)
- 216 at Miami 12/29/84

Fewest Yards Gained, Game

- 46 vs. L.A. Raiders 12/22/84
- 102 at L.A. Raiders 1/8/84
- 179 vs. Denver 12/24/83

Most Yards Gained, Both Teams, Game

- 480 Seattle (221) at Houston (259) 1/3/88 (OT)
- 478 Seattle (216) at Miami (262) 12/29/84
- 414 Seattle (179) vs. Denver (235) 12/24/83

Fewest Yards Gained, Both Teams, Game

- 181 Seattle (46) at L.A. Raiders (135) 12/22/84
- 298 Seattle (102) at L.A. Raiders (196) 1/8/84
- 376 Seattle (183) at Miami (193) 12/31/83

TIMES SACKED

Most Times Sacked, Game

- 4 at L.A. Raiders 1/8/84
- 2 5 Times (Last: at Cincinnati 12/31/88)

Fewest Times Sacked, Game

- 1 at Miami 12/31/83
- 2 5 Times (Last: at Cincinnati 12/31/88)

Most Times Sacked, Both Teams, Game

- 8 Seattle (2) at L.A. Raiders (6) 12/22/84
- 6 Seattle (4) at L.A. Raiders (2) 1/8/84

- 4 3 Times (Last: Seattle [2] at Cincinnati [2] 12/31/88)

Fewest Times Sacked, Both Teams, Game

- 1 Seattle (1) at Miami (0) 12/31/83
- 2 Seattle (2) at Miami (0) 12/29/84
- 4 3 Times (Last: Seattle [2] at Cincinnati [2] 12/31/88)

TOUCHDOWNS

Most Touchdowns, Game

- 3 vs. Denver 12/24/83
- 2 at L.A. Raiders 1/8/84
- at Houston 1/3/88 (OT)

Most Touchdowns, Both Teams, Game

- 4 Seattle (3) vs. Denver (1) 12/24/83
- Seattle (1) at Miami (3) 12/29/84
- 3 3 Times (Last: Seattle [2] at Houston [1] 1/3/88[OT])

INTERCEPTIONS BY

Most Interceptions By, Game

- 2 5 Times (Last: at Miami 12/29/84)

Most Interceptions By, Both Teams, Game

- 7 Seattle (2) at L.A. Raiders (5) 1/8/84
- 3 Seattle (2) at Miami (1) 12/31/83
- 2 4 Times (Last: Seattle [2] at Cincinnati [0] 12/31/88)

YARDS GAINED

Most Yards Gained, Game


- 45 vs. Denver 12/24/83
- at Miami 12/29/84
- 28 at Houston 1/3/88 (OT)

Most Yards Gained, Both Teams, Game

- 61 Seattle (8) at L.A. Raiders (53) 1/8/84
- 45 Seattle (45) vs. Denver (0) 12/24/83
- Seattle (45) at Miami (0) 12/29/84



Keith Butler (1978-87)



Norm Evans (1976-78)

TOUCHDOWNS

Most Touchdowns, Game

None

PUNTING

Most Punts, Game

8 vs. L.A. Raiders 12/22/84

7 at Miami 12/29/84

at Houston 1/3/88 (OT)

Fewest Punts, Game

3 vs. Denver 12/24/83

4 at Miami 12/31/83

5 at L.A. Raiders 1/8/84

Most Punts, Both Teams, Game

16 Seattle (8) at L.A. Raiders (8) 12/22/84

12 Seattle (6) at Cincinnati (6) 12/31/88

10 Seattle (7) at Miami (3) 12/29/84

Seattle (7) at Houston (3) 1/3/88 (OT)

Fewest Punts, Both Teams, Game

7 Seattle (3) vs. Denver (4) 12/24/83

Seattle (5) at L.A. Raiders (2) 1/8/84

8 Seattle (4) at Miami (4) 12/31/83

AVERAGE YARDAGE

Highest Average, Punting, Game (4 Punts)

44.29 at Houston 1/3/88 (7-310) (OT)

44.17 at Cincinnati 12/31/88 (6-265)

38.00 at Miami 12/31/83 (4-152)

Lowest Average, Punting, Game (4 Punts)

32.00 at L.A. Raiders 1/8/84 (5-160)

37.00 at Miami 12/29/84 (7-259)

37.75 vs. L.A. Raiders 12/22/84 (8-302)

PUNT RETURNS

Most Punt Returns, Game

5 vs. L.A. Raiders 12/22/84

at Cincinnati 12/31/88

4 vs. Denver 12/24/83

Fewest Punt Returns, Game

0 at L.A. Raiders 1/8/84

at Miami 12/31/83

1 at Miami 12/29/84

Most Punt Returns, Both Teams, Game

8 Seattle (5) at L.A. Raiders (3) 12/22/84

Seattle (5) at Cincinnati (3) 12/31/88

7 Seattle (4) vs. Denver (3) 12/24/83

Fewest Punt Returns, Both Teams, Game

1 Seattle (0) at L.A. Raiders (1) 1/8/84

2 Seattle (0) at Miami (2) 12/31/83

4 Seattle (1) at Miami (3) 12/29/84

YARDS GAINED

Most Yards Gained, Game

66 at Houston 1/3/88 (OT)

58 vs. Denver 12/24/83

52 vs. L.A. Raiders 12/22/84

Fewest Yards Gained, Game

0 at Miami 12/31/83

at L.A. Raiders 1/8/84

2 at Miami 12/29/84

Most Yards Gained, Both Teams, Game

93 Seattle (66) at Houston (27) 1/3/88 (OT)

68 Seattle (58) vs. Denver (10) 12/24/83

57 Seattle (52) at L.A. Raiders (5) 12/22/84

Fewest Yards, Gained, Both Teams, Game

1 Seattle (0) at L.A. Raiders (1) 1/8/84

32 Seattle (0) at Miami (32) 12/31/83

35 Seattle (5) at Miami (30) 12/29/84

TOUCHDOWNS

Most Touchdowns, Game

None

KICKOFF RETURNS

Most Kickoff Returns, Game

7 at L.A. Raiders 1/8/84

6 at Houston 1/3/88 (OT)

4 at Miami 12/31/83

at Miami 12/29/83

Fewest Kickoff Returns, Game

2 vs. Denver 12/24/83

vs. L.A. Raiders 12/22/84

3 at Cincinnati 12/31/88

Most Kickoff Returns, Both Teams, Game

10 Seattle (4) at Miami (6) 12/31/83

Seattle (6) at Houston (4) 1/3/88 (OT)

9 Seattle (7) at L.A. Raiders (2) 1/8/84

Fewest Kickoff Returns, Both Teams, Game

4 Seattle (2) at L.A. Raiders (2) 12/22/84

6 Seattle (3) at Cincinnati (3) 12/31/88

7 Seattle (4) at Miami (3) 12/29/84

YARDS GAINED

Most Yards Gained, Game

136 at L.A. Raiders 1/8/84

132 at Houston 1/3/88 (OT)

130 at Miami 12/31/83

Fewest Yards Gained, Game

- 28 vs. L.A. Raiders 12/22/84
- 43 vs. Denver 12/24/83
- 66 at Cincinnati 12/31/88

Most Yards Gained, Both Teams, Game

- 234 Seattle (130) at Miami (104) 12/31/83
- 197 Seattle (132) at Houston (65) 1/3/88 (OT)
- 182 Seattle (136) at L.A. Raiders (46) 1/8/84

Fewest Yards Gained, Both Teams, Game

- 66 Seattle (38) at L.A. Raiders (28) 12/22/84
- 120 Seattle (66) at Cincinnati (54) 12/31/88
- 128 Seattle (77) at Miami (51) 12/29/84

TOUCHDOWNS**Most Touchdowns, Game**

None

PENALTIES**Most Penalties, Game**

- 7 vs. L.A. Raiders 12/22/84
- 5 at Cincinnati 12/31/88
- 4 at Miami 12/29/84

Fewest Penalties, Game

- 2 at Miami 12/31/83
- at L.A. Raiders 1/8/84
- 3 vs. Denver 12/24/83
- at Houston 1/3/88 (OT)

Most Penalties, Both Teams, Game

- 15 Seattle (7) at L.A. Raiders (8) 12/22/84
- 9 Seattle (2) at L.A. Raiders (7) 1/8/84
- 8 Seattle (3) vs. Denver (5) 12/24/83

Fewest Penalties, Both Teams, Game

- 5 Seattle (4) at Miami (1) 12/29/84
- 7 3 Times (Last: Seattle [5] at Cin. [2] 12/31/88)

YARDS PENALIZED**Most Yards Penalized, Game**

- 55 vs. L.A. Raiders 12/22/84
- 45 at Cincinnati 12/31/88
- 34 vs. Denver 12/24/83

Fewest Yards Penalized, Game

- 15 at Miami 12/31/83
- 20 at L.A. Raiders 1/8/84
- at Miami 12/29/84
- at Houston 1/3/88 (OT)

Most Yards Penalized, Both Teams, Game

- 123 Seattle (55) at L.A. Raiders (68) 12/22/84
- 74 Seattle (45) at Cincinnati (29) 12/31/88
- 73 Seattle (20) at L.A. Raiders (53) 1/8/84

Fewest Yards Penalized, Both Teams, Game

- 25 Seattle (20) at Miami (5) 12/29/84
- 45 Seattle (15) at Miami (30) 12/31/83
- Seattle (20) at Houston (25) 1/3/88 (OT)

FUMBLES**Most Fumbles, Game**

- 1 5 Times (Last: at Cincinnati 12/31/88)

Fewest Fumbles, Game

- 0 vs. Denver 12/24/83
- at Miami 12/31/83
- 1 vs. Denver 12/24/83

Most Fumbles, Both Teams, Game

- 4 Seattle (1) at L.A. Raiders (3) 1/8/84
- Seattle (1) at Cincinnati 12/31/88 (3)
- 3 Seattle (0) at Miami (3) 12/31/83
- Seattle (1) at Houston (2) 1/3/88 (OT)

Fewest Fumbles, Both Teams, Game

- 1 Seattle (1) at Miami (0) 12/29/84
- 2 Seattle (1) vs. Denver (1) 12/24/83
- Seattle (0) at L.A. Raiders (2) 12/22/84

Most Fumbles Lost, Game

- 1 3 Times (Last: at Cincinnati 12/31/88)

Fewest Fumbles Lost, Game

- 0 4 Times (Last: vs. L.A. Raiders 12/22/84)

RECOVERIES**Most Total Fumbles Recovered, Game**

- 3 vs Miami 12/31/83 (3-Opp)
- at L.A. Raiders 1/8/84 (2-Opp, 1-Own)
- 2 2 Times (Last: at Cincinnati 12/31/88[2-opp])

Most Own Fumbles Recovered, Game

- 1 6 Times (Last: at Houston 1/3/88 [OT])

TURNOVERS**Most Turnovers, Game**

- 5 at L.A. Raiders 1/8/84 (5-Ints)
- 3 at Cincinnati 12/31/88 (2-Ints, 1-Fum)
- 1 3 Times
- (Last: at Houston 1/3/88 [1-Fum] [OT])

Fewest Turnovers, Game


- 0 vs. Denver 12/24/83
- vs. L.A. Raiders 12/22/84
- 1 3 Times (Last: at Houston 1/3/88[1-Fum] [OT])

Most Turnovers, Both Teams, Game

- 9 Seattle (5) at L.A. Raiders (4) 1/8/84
- (7-Ints, 2-Fums)

Fewest Turnovers, Both Teams, Game

- 3 4 Times (Last: Seattle [1] at Houston [2]
- 1/3/88 [OT] [1-Int, 2-Fum])

**Dan Doornink (1979-85)**

POSTSEASON DEFENSE

SCORING

Fewest Points Allowed, Game

- 7 vs. Denver 12/24/83
- vs. L.A. Raiders 12/22/84
- 20 at Miami 12/29/83

Most Points Allowed, Game

- 31 at Miami 12/29/84
- 30 at L.A. Raiders 1/8/84
- 23 at Houston 1/3/88 (OT)

Fewest Touchdowns Allowed, Game

- 1 vs. Denver 12/24/83
- vs. L.A. Raiders 12/22/84
- 2 at Houston 1/3/88 (OT)

Most Touchdowns Allowed, Game

- 4 at Miami 12/29/84
- 3 3 Times (Last: at Cincinnati 12/31/88)

FIRST DOWNS

Fewest First Downs Allowed, Game

- 14 vs. L.A. Raiders 12/22/84
- 21 3 Times (Last: at L.A. Raiders 1/8/84)

Most First Downs Allowed, Game

- 27 at Houston 1/3/88 (OT)
- 22 at Miami 12/29/84
- at Cincinnati 12/31/88

Fewest First Downs Allowed, Rushing, Game

- 5 vs. Denver 12/24/83
- vs. L.A. Raiders 12/22/84
- 8 at Miami 12/29/84

Most First Downs Allowed, Rushing, Game

- 17 at Cincinnati 12/31/88
- 10 at L.A. Raiders 1/8/84
- 9 at Miami 12/31/83
- 2 Times (Last: at Houston 1/3/88 (OT))

Fewest First Downs Allowed, Passing, Game

- 5 at Cincinnati 12/31/88
- 8 vs. L.A. Raiders 12/22/84
- 9 at Miami 12/31/83

Most First Downs Allowed, Passing, Game

- 18 at Houston 1/3/88 (OT)
- 14 vs. Denver 12/24/83 (W)
- 12 at Miami 12/29/84

Most First Downs Allowed, Penalty, Game

- 2 vs. Denver 12/24/83
- at Miami 12/29/84
- 3 2 Times (Last: L.A. Raiders 12/22/84)

OFFENSIVE PLAYS

Fewest Opponent Plays Allowed, Game

- 56 at Miami 12/31/83
- 58 vs. L.A. Raiders 12/22/84
- 68 at Cincinnati 12/31/88

Most Opponent Plays Allowed, Game

- 84 at Houston 1/3/88 (OT)
- 72 at L.A. Raiders 1/8/84
- 70 at Miami 12/29/84

Fewest Opponent Plays Allowed, Rushing, Game

- 25 vs. L.A. Raiders 12/22/84
- 30 at Miami 12/31/83
- 33 vs. Denver 12/24/83

Most Opponent Plays Allowed, Rushing, Game

- 50 at Houston 1/3/88 (OT)
- 47 at Cincinnati 12/31/88
- 46 at L.A. Raiders 1/8/84

Fewest Opponent Plays Allowed, Passing, Game

- 21 at Cincinnati 12/31/88
- 26 at Miami 12/31/83
- at L.A. Raiders 1/8/84

Most Opponent Plays Allowed, Passing, Game

- 36 vs. Denver 12/24/83
- 34 at Miami 12/29/84
- at Houston 1/3/88 (OT)

NET YARDS ALLOWED GAME

Fewest Yards Allowed, Game

- 240 vs. L.A. Raiders 12/22/84
- 321 at Miami 12/31/83
- 345 at Cincinnati 12/31/88

Most Net Yards Allowed, Game

- 437 at Houston 1/3/88 (OT)
- 405 at Miami 12/29/84
- 401 at L.A. Raiders 1/8/84

RUSHING

Fewest Yards Allowed, Rushing, Game

- 105 vs. L.A. Raiders 12/22/84
- 125 vs. Denver 12/24/83
- 128 at Miami 12/31/83

Most Yards Allowed, Rushing, Game

- 254 at Cincinnati 12/31/88
- 205 at L.A. Raiders 1/8/84
- 178 at Houston 1/3/88 (OT)

Most Touchdowns Allowed, Rushing, Game

- 3 at Cincinnati 12/31/88
- 2 at L.A. Raiders 1/8/84
- 1 3 Times (Last: at Houston 1/3/88 (OT))

Fewest Touchdowns Allowed, Rushing, Game

- 0 vs. Denver 12/24/83
- vs. L.A. Raiders 12/22/84
- 1 3 Times (Last: at Houston 1/3/88 (OT))

PASSING

Fewest Net Yards Allowed, Passing, Game

- 91 at Cincinnati 12/31/88
- 135 vs. L.A. Raiders 12/22/84
- 193 at Miami 12/31/83

Most Yards Allowed, Passing, Game

- 262 at Miami 12/29/84
- 259 at Houston 1/3/88 (OT)
- 235 vs. Denver 12/24/83

Fewest Touchdowns Allowed, Passing, Game

- 0 at Cincinnati 12/31/88
- 1 4 Times (Last: at Houston 1/3/88 [OT])

Most Touchdowns Allowed, Passing, Game

- 3 at Miami 12/29/84
- 2 at Miami 12/31/83
- 1 4 Times (Last: at Houston 1/3/88 [OT])

SACKS

Most Sacks, Game

- 6 vs. L.A. Raiders 12/22/84
- 2 4 Times (Last: at Cincinnati 12/31/88)

Fewest Sacks, Game

- 0 at Miami 12/31/83
- at Miami 12/29/84
- 2 4 Times (Last: at Cincinnati 12/31/88)

Most Opponents Yards Lost Attempting to Pass, Game

- 49 vs. L.A. Raiders 12/22/84
- 19 vs. Denver 12/24/83
- 18 at L.A. Raiders 1/8/84

Fewest Opponent Yards Lost Attempting to Pass, Game

- 0 at Miami 12/31/83
- at Miami 12/29/84
- 14 at Houston 1/3/88 (OT)

INTERCEPTIONS BY

Most Passes Intercepted By, Game

- 2 5 Times (Last: at Miami 12/29/84)

Fewest Passes Intercepted By, Game

- 0 at Cincinnati 12/31/88
- 1 at Houston 1/3/88 (OT)
- 2 5 Times (Last: at Miami 12/29/84)

Most Consecutive Games, One or More Interceptions By

- 6 1983-84, 1987

Most Yards Returning Interceptions, Game

- 45 vs. Denver 12/24/83
- at Miami 12/29/84
- 28 at Houston 1/3/88 (OT)

Fewest Yards Returning Interceptions, Game

- 0 at Miami 12/31/83
- at Cincinnati 12/31/88
- 8 at L.A. Raiders 1/8/84

Most Touchdowns Returning Interceptions, Game

None

Most TDs Returning Interceptions, Both Teams, Game

None

PUNT RETURNS

Fewest Opponent Punt Returns, Game

- 1 at L.A. Raiders 1/8/84

- 2 at Miami 12/31/83
- 3 vs. Denver 12/24/83

Most Opponent Punt Returns, Game

- 4 at Houston 1/3/88(OT)
- 3 4 Times (Last: at Cincinnati 12/31/88)

Most Yards Allowed, Punt Returns, Game

- 32 at Miami 12/31/83
- 30 at Miami 12/29/84
- 28 vs. L.A. Raiders 12/22/84

Fewest Yards Allowed, Punt Returns, Game

- 1 at L.A. Raiders 1/8/84
- 10 vs. Denver 12/24/83
- 19 at Cincinnati 12/31/88

longest Return, Allowed, Game

- 24 at Miami 12/31/83
- 16 at Cincinnati 12/31/88
- 12 at Miami 12/29/84

Most Touchdowns Allowed, Punt Return, Game

None

KICKOFF RETURNS

Fewest Opponent Kickoff Returns, Game

- 2 at L.A. Raiders 1/8/84
- vs. L.A. Raiders 12/22/84
- 3 at Miami 12/29/84
- at Cincinnati 12/31/88

Most Opponent Kickoff Returns, Game

- 6 vs. Denver 12/24/83
- at Miami 12/31/83
- 4 at Houston 1/3/88 (OT)

Fewest Yards Allowed, Kickoff Returns, Game

- 28 vs. L.A. Raiders 12/22/84
- 46 at L.A. Raiders 1/8/84
- 51 at Miami 12/29/84

Most Yards Allowed, Kickoff Returns, Game

- 118 vs. Denver 12/24/83
- 104 at Miami 12/31/83
- 65 at Houston 1/3/88 (OT)



Steve Raible (1976-81)

Longest Return Allowed, Game

- 27 at L.A. Raiders 1/8/84
- 23 at Miami 12/29/84
- at Cincinnati 12/31/88

Most Touchdowns Allowed, Kickoff Returns, Game

None

FUMBLES**Most Opponent Fumbles, Game**

- 3 at Miami 12/31/83
- at L.A. Raiders 1/8/84
- at Cincinnati 12/31/88

Fewest Opponent Fumbles, Game

- 0 at Miami 12/29/84
- 1 vs. Denver 12/24/83
- 2 at L.A. Raiders 1/8/84
- at Houston 1/3/88 (OT)

FUMBLES RECOVERED**Most Opponent Fumbles Recovered, Game**

- 3 at Miami 12/31/84
- 2 at L.A. Raiders 1/8/84
- at Cincinnati 12/31/88

Fewest Opponent Fumbles Recovered, Game

- 0 at Miami 12/29/84
- 1 vs. Denver 12/24/83
- vs. L.A. Raiders 12/22/84
- at Houston 1/3/88 (OT)

TURNOVERS

Number of times losing ball on interceptions and fumbles

Most Opponents' Turnovers, Game

- 5 at Miami 12/31/83
- 4 at L.A. Raiders 1/8/84
- 3 vs. Denver 12/24/83
- vs. L.A. Raiders 12/22/84

Fewest Opponents' Turnovers, Game


- 2 at Miami 12/29/84 (2-Ints)
- at Houston 1/3/88 (OT) (1-Int, 1-Fum)
- at Cincinnati 12/31/88 (2-Fums)

TIME OF POSSESSION**Least Time of Possession Allowed, Game**

- 25:02 at Miami 12/31/83
- 25:41 vs. L.A. Raiders 12/22/84
- 30:57 vs. Denver 12/24/83

Most Time of Possession Allowed, Game

- 47:44 at Houston 1/3/88 (OT)
- 37:06 at L.A. Raiders 1/8/84
- 35:48 at Miami 12/29/84

**Tom Catlin, Assistant Coach (1983-95)**

MISCELLANEOUS



COMMUNITY OUTREACH

BIG MEN, BIG HEARTS ROLLS ON TO NEW HEIGHTS

For communities in Eastern and Western Washington, Oregon, Idaho, Alaska, and British Columbia, Big Men, Big Hearts symbolizes the continuous effort of Seahawks players, alumni, Sea Gals, Blitz and staff members reaching out to the Pacific Northwest.


This can range from a visit to a school, hospital, business or even a community festival.

Last year was a banner one for the Community Outreach Department. Led by Vice President of Community Outreach, Mike Flood, and Director of Community Outreach, Sandy Gregory, there was an average of four Seahawks staff at over 500 appearances.

The Seahawks Charitable Foundation had three signature events this past year. The first occurred last August when hundreds arrived at the Kingdome for the "Take The Field For Kids Auction." This first annual auction raised over a million dollars for a variety of children's charities.

The Annual Celebrity Waiter Dinner gave Seahawks fans the opportunity to be waited on by their favorite players.

Fans had to purchase everything on



Sam Adams signs autographs for a fan.


their plate from their eating utensils to their food. The money raised was donated to the Atlantic Street Center and Kirkland Interfaith Transitions in Housing.

The third was the Seahawks charity golf classic held at Druids Glen Golf Club in Kent.

Numerous game incentive programs had well wishers hoping for an extra yard or an additional field goal as Seahawks players participated in

fourteen game incentive programs raising over \$200,000 for local charities.

For the second consecutive season the Seahawks offensive line participated in an incentive program with proceeds going towards the Rainier Vista Boys and Girls Club.




Christian Fauria hosts a putt putt golf tournament.

COMMUNITY OUTREACH


PLAYER EVENTS, PSA'S, AND MORE

Donations were accumulated after each Seahawks first down, offensive TD, 200-yard passing game, 300-yard rushing game and each 300-yard total offense game. The total amount donated to the Rainier Vista Boys and Girls Club at the end of the season was over \$36,000.

Other incentive programs included: Darrin Smith's Project 59, (\$5,000), a literacy program geared towards promoting reading and writing to elementary students; Smart Yards, (\$46,260), donations were made to the Snohomish County Boys and Girls Clubs by various sponsors for every Seahawks offensive yard gained in 1998; Seahawks Man of the Year Sam Adams' Quakezone, (\$19,000), a partnership with Junior Achievement and the Sam Adams Foundation that enabled sponsors to donate funds for each tackle Sam made behind the line of scrimmage; Michael Sinclair's Sac Attack, (\$15,900) and For Heaven's Sacks (\$26,500), programs geared towards helping the Boys and Girls Clubs of King County and FEAT (Families for Early Autism Treatment); Todd Peterson's Special Kicks, (\$26,450), raised



Darryl Williams was a celebrity waiter.



Ricky Watters has a new foundation.

money for every field goal made going towards the Camp Fire Boys and Girls Club, Young Life and the Boys and Girls Clubs of King County.

Player events and the Community Outreach Department worked hand-in-hand throughout the year.

Some of those events included the Christian Fauria Putt Putt Invitational, the Jon Kitna Bowling Tournament, the Sam Adams Billiard Tournament, Brian Blades Christmas Party for First Place, and Cortez Kennedy's Annual Youth Football Camp.

Seahawks tight end Christian Fauria entertained kids from the Boys and Girls Club of King County for a day of miniature golf at the Seahawks Complex.

Quarterback Jon Kitna showcased his bowling skills, along with his teammates and local celebrities at his annual bowling tournament to raise money for the Boys and Girls Clubs of Pierce County.


Defensive tackle Sam Adams Billiards Tournament raised funds for Junior Achievement and his Earthquake Foundation.

The Seahawks host an annual birthday party at the Kingdome for the children at Seattle Emergency Housing, a development that houses some of Seattle's homeless families.

COMMUNITY OUTREACH

THE SEAHAWKS ORGANIZATION GETS INVOLVED


Pro Bowl defensive tackle Cortez Kennedy's Annual Youth Football Camp held at Rivercrest Junior High School in Wilson, Arkansas, was free to kids ages 6-16. Kennedy was joined by a few of his teammates and various players from around the NFL for a day of fundamental football skills for over 1,000 youth in Arkansas. The players also lectured on the importance of obtaining a good education, avoiding drugs and making positive decisions. The camp is heading into its tenth year.




Cortez Kennedy

the first to lend his support for the Family Health Institute's "Domestic Violence" PSA that was shot at the Seahawks complex. Brown, along with a cast stressed the importance of avoiding domestic violence.

Fatherhood was the theme for Kitna and Sinclair as both showcased their children for a special fatherhood campaign that supported the Washington Division of Child Support, Oregon Support Enforcement Division and the Alaska Child Support Enforcement Division.



Sam Adams



Michael Sinclair

Brian Habib's WIAA "Sportsmanship" PSA and tackle Walter Jones' Half Pint Library at Evergreen Hospital radio PSA.

Seahawks legendary play-by-play announcer Pete Gross passed away in 1992 after a battle with cancer, but his memory lives on after the Seahawks organization, KIRO Radio, and their sponsors joined forces to start building the Pete Gross House.

The Pete Gross House is affordable housing for cancer patients and their families who are receiving treatment at the Fred Hutchinson Cancer Research Center. The Pete Gross House will open its doors in December of 1999.


The Seahawks Academy, starting its third full year, delivers hope and commitment to youth by providing a stable and structured environment for 150 "at risk" students in Seattle's Central area.

The school provides specialized education and counseling to help children succeed in school and develop a strong sense of self-esteem.

Seahawks players, Sea Gals and staff serve as mentors for the students, with staff members supporting the school curriculum in subjects such as computer technology, photography and journalism.

The Seahawks Organization - Big Men, Big Hearts.




Other PSAs shot during the year included the Tackle Hunger Food Drive with Dan Saleaumua, KZOK Food Drive with running back Ahman Green, Seattle Emergency Housing with cornerback Willie Williams, the Pete Gross House with Warren Moon, guard



Jon Kitna

COMMUNITY OUTREACH

COMING SOON TO A SCHOOL OR EVENT NEAR YOU




SEAHAWKS ACADEMY

SEAHAWKS ACADEMY GRADUATES ANOTHER CLASS


The *Seattle Seahawks Academy*, now in its third full school year, delivers hope and commitment to youth by providing a stable and structured environment for 150 "at risk" seventh, eighth, ninth and tenth grade students in Seattle's Central Area.

The school provides specialized education and counseling to help children succeed in school and develop a strong sense of self-esteem.

The Seattle Seahawks organization is dedicated to the success of



Ahman Green visits the Academy often.



Seattle Seahawks Academy Official Logo

the endeavor through financial support, player involvement and school program incentives.

Seahawks players and staff serve as mentors for the students, with staff members supporting the school curriculum in subjects such as computer technology, photography and journalism.

Seahawks Academy students are rewarded with special seats at Seattle Seahawks home games and other incentives to go along with the pride they gain by succeeding in school, staying away from drugs and leading productive lives.

In June, 40 students proudly walked down the aisle at Seattle University as the second graduating class of the Academy.

Seahawks' running back Ahman Green inspired the graduates with his keynote address focusing on commitment to education and responsibility of adulthood.

SEA GALS

Thirty-two women make up the Sea Gals, a sideline dance group that balances a busy schedule of practicing, performing and making public appearances in the community throughout the year.

Sherri Thompson, who has been involved with the Sea Gals since 1981 as a squad member (1981-83) and choreographer (1984-86) will begin her 13th year as director. Her assistant is Robin Houbjerg, also a former Sea Gal.

In addition to numerous practices and game day performances, the Sea Gals are heavily involved in the community, donating much of their time to benefit local charities and organizations.

The Sea Gals also hold an annual fund-raising event to provide Christmas presents for the women and children living at a local women's shelter.

The Sea Gals have also developed a "Show Group," a 45-minute variety show that includes



Thirty-two women make up the 1999 Sea Gals.

50's, funk and disco dance routines. This group has twice performed in Hong Kong on an invitation from the Hong Kong Tourist Association.

More information about the Sea Gals can be obtained by accessing www.Seahawks.com or by calling (425) 827-9777.

BLITZ

On August 13, 1998, Blitz, the Seattle Seahawks mascot, made his debut at the regular season home opener against the Arizona Cardinals. Blitz entertains at all home games with

his 4-wheeler, T-shirt shooter and skits and antics.

He has become popular within the community by attending various events geared towards entertaining children and sending positive messages.

His popularity has spread to other sports teams in the region by way of his appearances at U.W. mascot basketball games, Seattle Thunderbirds games, parades, and various Mariners and Sonics activities.

Blitz represented the Seahawks at the 1999 Pro Bowl in Honolulu, Hawaii. He was part of a select group of NFL mascots that performed various routines throughout the week.

This Fall marks the beginning of Blitz's "Ready, Set Goals", a literacy program designed to enhance reading comprehension, writing, and goal setting skills for 3rd and 4th grade students.



Blitz signs autographs for his fans.


SEAHAWKS.COM

On-line fans in and out of the state of Washington have the opportunity to stay up-to-date with Seahawks news by logging on to www.Seahawks.com, the official web site for the Seattle Seahawks.

Fans have the opportunity to have live, real-time chats with players and coaches, online games, online message-board where fans can sound-off and sing praises to Seahawks and special drawings and prize giveaways.

There's a distribution e-mail list that notifies our on-line users of news, upcoming events, and changes to the site and numerous downloadable screen-savers of photos from game day action each month.

An expanded kids section with information on special contests and games awaits users in 1999, along with a customized Seattle Seahawks



Sports Business Journal spotlighted Seahawks.com

Microsoft Internet Explorer web browser that is now downloadable.

The format of the front page makes Seahawks.com easy to view for all computer screen sizes and this season, fans will have the opportunity to view footage from press conference and Seahawks Saturday TV Show.

ENDZONE STORE

Located on the corner of First Avenue South and South King Street in Seattle, the Seahawks EndZone Store features old and new sports teams products. Shoppers will find everything from the latest in Seahawks sweatshirts to water bottles, as well as University of Washington Huskies and Washington State University Cougars Rose Bowl

items. Visitors to the store can also view 23 seasons worth of Seahawks memorabilia and a large-scale model of the new Stadium/Exhibition Center on display.

For sports fans, the EndZone Store has an advanced interactive computer system that connects to the top sports sites on the internet with

just a touch of the screen, and a video display area capable of televising Sunday NFL games and other sports events throughout the year. The interactive computer also allows access to the First & Goal and the Public Stadium Authority Web pages to give updates on the new Stadium/Exhibition Center project.

Merchandise can also be ordered at www.Seahawks.com.



The Endzone Store is located in downtown Seattle.

ACTION SPORTS MEDIA

Action Sports Media Incorporated (ASM), a member of the Paul G. Allen family of sports, sales, marketing, entertainment and facility companies, entered a landmark eight-year marketing partnership with the University of Washington last year (February 1998) that enabled ASM to market and sell comprehensive sponsorship packages for Husky athletics. The package included signage in five Husky athletic venues including Husky Stadium and Hec Edmundson Pavilion.

In addition to the new stadium/arena scoreboards, ASM provided additional information-based signage for UW's athletic venues. The new scoreboards and signage were in place for each venue's competitive season that began last fall.

In April, ASM entered into a similar agreement with Washington State University that will encompass new signage in Martin Stadium.

Harry Hutt, Senior Vice President of ASM has been responsible for upgrading the total fan experience in these stadiums and has led the efforts to acquire new clients for ASM.

Helping to enhance and nurture the University of Washington agreement was the acquisition in May of StadiaNet Sports, the market leader in installing and programming large-screen video displays (LSVD) and scoreboards for university stadiums arenas.

ASM will now confine the comprehensive spon-



Action Sports Media Logo

sorship expertise of ASM with StadiaNet's national network of LSVDs serving 13 Division I football stadiums and four basketball arenas. Those universities included: Parker Stadium at Oregon State University; Bryant-Denny Stadium and Coleman Coliseum at University of Alabama; Vanderbilt Stadium and Memorial Gym at Vanderbilt University; Vaught-Hemmingway Stadium at the University of Mississippi; Scott Field at Mississippi State University; Darryl K. Royal Stadium and Erwin Special Events Center at the University of Texas; Kyle Field at Texas A&M; Wagner Field at Kansas State University; Lewis Field at Oklahoma State University; Kinnick Stadium at the University of Iowa; Ross-Ade Stadium at Purdue University; Liberty Memorial Stadium at the University of Memphis and Neyland Stadium and Thompson-Boling Arena at the University of Tennessee.

The acquisition brings technology right to the field by enhancing the sport fan's experience by providing instant game-related information (such as replays), program content broadcast via satellite and interactive programs.



The Huskies new scoreboard.

SEAHAWKS ALUMNI

KEEPING THE SEAHAWKS LEGACY ALIVE

Seahawks alumni continue to make their mark off the playing field by making various appearances year after year.

After giving their heart and soul during their playing days with the Seahawks and the National Football League, they continue that drive and urgency off the field well after their professional playing days are over.

Over fifty Seahawks alumni in the state of Washington made over two hundred appearances in 1998. Those visits ranged from community celebrations to check presentations and everything in between.

Former players like Ron Howard (TE, 1976-78), Sam Adkins (QB, 1977-82), Michael Jackson (LB, 1979-86), and Vic Minor (S, 1980-81) all participated in community events that left lasting impressions on everyone involved.

Seahawks alumni are also successful in business and politics as well.


Steve Largent (WR, 1976-89) is the lone Seahawks player in the NFL Hall of Fame and he has made his mark in national politics as a U.S. Congressman in the 1st District of the State of Oklahoma.

His 13,089 yards and 100 touchdowns made him an instant choice for the prestigious honor in his first year of eligibility. He's in the Seahawks Ring of Honor (1989) and was recently inducted in the Washington Sports Hall of Fame.


Kenny Easley, (S, 1981-87), originally from Chesapeake, Virginia, was inducted into the Virginia Sports Hall of Fame after having a stellar career as an All-Pro with the Seahawks. His three interceptions versus the San Diego Chargers in October of 1984 still



Steve Largent



Kenny Easley



Curt Warner

ties a Seahawks record.

He and All-Pro Buffalo Bills defensive end Bruce Smith now own the Norfolk Nighthawks, an Arena Football League type team in Virginia and he has since moved his successful Cadillac / Oldsmobile dealership to Seattle.

Curt Warner, (RB, 1983-89), was inducted in the Seahawks Ring of Honor in 1994, and is the owner of Curt Warner Chevrolet in Vancouver, Wa. Warner's dealership is the second largest Chevrolet volume dealership in the state of Washington.

For 1995 Seahawks Ring of Honor inductee Jacob Green, (DE, 1980-91), giving back to the community has been his forte.

Green hosts an annual golf outing with proceeds going towards the Fred Hutchinson Cancer Research Center and he most recently was honored with a Pioneer Award by the National Association of Black Journalists (NABJ) at its annual convention in Seattle.

Steve Raible, (WR, 1976-81), was an original member of the Seahawks, now enters his 18th season as a color analyst for KIRO Radio. He can also be seen each week night as anchor of KIRO-TV where he's been since 1982.

Nesby Glasgow, a 14-year NFL veteran (Seahawks ([1988-92]) is the Seahawks Director of Player Programs / Alumni.

Under his leadership, the Alumni now have an official logo and have successful established relationships with various marketing partners. Updates on the Alumni can also be accessed through www.Seahawks.com.

FIRST & GOAL

In June of 1997, Washington State voters approved a funding package to build a new football/soccer stadium and exhibition center. The new facility will be built on the current site of the Kingdome and will be completed in time for the 2002 football season.

The construction schedule:

Exhibition center groundbreaking/construction started	September 1998
Exhibition center/garage completed	November 1999
Demolition of Kingdome starts	January 15, 2000*
Stadium construction starts	April 2000
Stadium completed	July 31, 2002
First Seahawks game played at new stadium	August 2002

* Four-to-five months total process. Construction on the new facility can begin part-way through the demolition process.

STADIUM FUNDING

The \$400 million facility will be owned by the public and funded by a private-public partnership. Private contributions will total at least \$100 million, while the public will contribute up to \$300 million through a new lottery and a variety of taxes generated by events in the stadium/exhibition center.

A breakdown of the funding package:

- \$130 million private investment led by Paul Allen
- \$127 million from new, sports related games, similar to the Mariners' baseball-themed scratch games
- \$101 million in sales taxes collected in King County attributable to events in the Stadium/Exhibition Center
- \$56 million from facility admission and parking taxes
- \$15 million from extending King County's share of the existing hotel-motel tax
- \$1 million per year of in-kind advertising for the new lottery games will be provided by Paul Allen
- All excess stadium revenues will fund youth athletic facilities throughout Washington State in addition to a \$10 million contribution from Paul Allen
- \$14 million of the public contribution will come from interest earned on the \$50 million private contribution from Paul Allen
- Paul Allen has agreed to pay for any construction cost overruns
- As an added measure, the debt on the Kingdome will be retired, freeing property taxes for other purposes

STADIUM/EXHIBITION CENTER HIGHLIGHTS

- 68,000 fixed seats
- Open air and natural grass, with 70 percent of fans provided with roof protection
- Twice as many restrooms as in the Kingdome
- 50 percent more space for exhibitions than the Kingdome
- 1,400 seats for people with disabilities and their companions (compared to 70 at the Kingdome)
- Wide concourses
- 12 elevators (Kingdome has 3)
- Concession areas throughout the stadium at all levels (twice as many per person as the Kingdome)

1999 RADIO NETWORK



Steve Raible
Analysis

Lee Hamilton
Play-by-Play

Ron Callan
Pre/Post Game

KIRO 710 AM in Seattle, is in its 25th consecutive year as the official flagship station of the Seattle Seahawks. KIRO 710's eight-hour game day broadcast is handled by a veteran group of voice talent. The Seahawks Radio Network consists of stations in Washington, Oregon, Idaho, Montana, and Alaska.

Flagship-- KIRO Seattle-Tacoma-Everett (710), KDUX Aberdeen (104.7), KPUG Bellingham (1170), KMNT Centralia (102.9), KMAX Colfax (840), KCVL Colville (1240), KXLE Ellensburg (1240), KVAC Forks (1490), KEYG Grand Coulee (98.5), KEDO Kelso (1400), KKEE (94.3) Long Beach, KBSN Moses Lake (1470), KBRC Mount Vernon (1430), KGY Olympia (1240), KOMW Omak (680), KONP Port Angeles (1450), KZZR Prosser (1310), KMAS Shelton (1030), KXLY Spokane (920), KONA Tri-Cities (610), KUJ Walla Walla (1420), KPQ Wenatchee (560), KIT Yakima (1280), KRKT Albany, Oregon (990), KFFX Portland, Oregon (1280), KSLM Salem, Oregon (1390), KVNI Coeur d'Alene (1080), KRLLC Lewiston, Idaho (1350), KAXX Anchorage, Alaska (1020), KLAM Cordova, Alaska (1450), KINY Juneau, Alaska (800), KRSA Petersburg (580).

Lee Hamilton: Enters his third season as voice of the Seahawks, following an 11-year stint as the San Diego Chargers play-by-play announcer. In addition to his work with the Seahawks, Hamilton will also call games for the University of Southern California Trojans on XTRA, where he also hosts a daily talk-show.

Steve Raible: Returns to the radio booth for his 19th season as color analyst. An original member of the Seahawks, he played wide receiver from 1976-81, Raible is also involved in the pre-and post-game shows. He joined KIRO-TV in 1982, where he now anchors the evening news cast. A well respected and admired member of the community, Raible often serves as emcee for charitable events throughout the year. He is the winner of four local Emmy Awards including "Best Anchor."

Ron Callan: Begins his fourth year with KIRO 710's Seahawks broadcast team. He handles live sideline reports during the game as well as working on the pre-game and lockerroom shows. A 23-year broadcast veteran, he is currently KIRO 710's Sports Director; a position he was named to in May of 1996.

1999 PRESEASON TV

Seahawks '99, an in-house production, kicks-off with a 1-hour Preview Show telecast live from the team's Training Camp at Eastern Washington State University in Cheney, Washington.

Catch all the action of the Preseason Games, also on KING-5.

Join Rich and Sam each week of the season for Seahawks Saturday, a magazine show airing at 4:30PM each Saturday of the regular season on KING-5. The show will feature a behind-the-scenes view of the team, players and the organization.

1999-2000 KEY DATES

NATIONAL FOOTBALL LEAGUE CALENDAR

- August 7-9 Hall of Fame Weekend.
- August 7 American Bowl, Sydney, Australia: Denver vs. San Diego.
- August 9 Hall of Fame Game, Canton, Ohio: Cleveland vs. Dallas.
- August 12-15 First Preseason Weekend.
- August 13 If a Drafted Rookie has not signed with his club by this date, he may not be traded to any other club in 1999.
- August 13 Deadline for players under contract to report to earn a season of free agency credit.
- August 14-18 Deadline for club to provide written notice to certain unsigned players and the NFLPA of its intent to place them on the Exempt List if they fail to report no later than one day prior to the club's second pre-season game. Any player who fails to report prior to the deadline will be ineligible to play or receive compensation for at least three games (preseason or regular season) from the time that he reports.
- August 31 Roster cut-down to maximum of 65 players on Active List by 4 p.m., New York time.
- September 1 All tryouts on this date and for the remainder of the season must be reported to the League Office.
- September 5 Roster cut-down to maximum of 53 players on Active/Inactive List by 4 p.m., New York time. NFL Europe League exemptions expire. Clubs may dress minimum of 42 and maximum of 45 players and Third Quarterback for each regular season and post-season game.
- September 5 Simultaneously with the cut-down to 53, clubs that have players in the categories of Active/Physically Unable to Perform or Active/Non-Football Injury or Illness must take one of the following options: place player on Reserve/Physically Unable to Perform or Reserve/Non-Football Injury or Illness, whichever is applicable; ask waivers; terminate; trade; or continue to count him on Active List.
- September 6 After 4 p.m., New York time, clubs may establish a Practice Squad of five players by signing free agents who do not have an accrued season of free agency credit or who were on the 45-player Active List for less than nine regular season games during their only Accrued Season(s). A player cannot participate on the Practice Squad for more than two seasons.
- September 7 All clubs are required to file a personnel (injury) report with their conference Director of Information by 1 p.m., New York time, on this Tuesday and thereafter on each Wednesday before a regular-season game. Such report is to be updated by 1 p.m., New York time, each Thursday. An update must also be reported if there is any change in a player's condition after Thursday.
- September 10 Clubs are required to identify their 49-player Active List by 7 p.m., New York time, on this Friday and thereafter on each Friday before a regular-season Sunday game. No later than one hour and 30 minutes prior to kickoff, clubs must identify their 45-player Active List and Third Quarterback, if any.
- September 11 Beginning at 4 p.m., New York time, Team Salary includes all players receiving compensation under their 1999 contracts. Top 51 rule is no longer in effect.
- September 12-13 Regular Season opens.

- September 13-14 Beginning on these dates vested veterans terminated from the Active List or Inactive List (and from Reserve/Injured if the player was placed on Reserve/Injured after the beginning of the regular season) are entitled to receive, after the end of the regular-season schedule, Termination Pay pursuant to the terms of the 1993 CBA.
- September 28 Priority on multiple waiver claims is now based on the current season's standing.
- October 19 Beginning the day after the conclusion of the sixth regular season weekend and continuing through the day after the conclusion of the ninth regular season weekend, clubs are permitted to begin practicing players on Reserve/Physically Unable to Perform and Reserve/Non-Football Injury or Illness for a period not to exceed 21 days. Players may be activated during the 21-day practice period or until 4 p.m., New York time, on the day after the conclusion of the 21-day period.
- October 19 All trading ends at 4 p.m., New York time.
- October 20 Players with at least four previous pension-credited seasons are subject to the waiver system for the remainder of the regular season and post-season.
- November 8 Deadline for 1999 for an increase in a player's Salary to be counted as Salary for the current year. Any increase in a player's 1999 Salary negotiated after this date will be treated as a Signing Bonus.
- November 16 Deadline for clubs to sign by 4 p.m., New York time, their unsigned Franchise and Transition Players. If still unsigned after this date, such players are prohibited from playing in NFL in 1999.
- November 16 Deadline for clubs to sign by 4 p.m., New York time, their Unrestricted Free Agents to whom June 1 tender was made. If still unsigned after this date, such players are prohibited from playing in NFL in 1999.
- November 16 Deadline for clubs to sign by 4 p.m., New York time, their Restricted Free Agents to whom June 1 tender was made. If such players remain unsigned, they are prohibited from playing in NFL in 1999.
- November 16 Deadline for clubs to sign Drafted players by 4 p.m., New York time. If such players remain unsigned, they are prohibited from playing in NFL in 1999.
- December 4 Deadline for reinstatement of players in Reserve List categories of Retired, Did Not Report, and Exclusive Rights, and of players who were placed on Reserve/Left Squad in a previous season.
- December 31 Deadline for waiver requests in 1999, except for "special waiver requests" which have a 10-day claiming period, with termination or assignment delayed until after the Super Bowl.

2000

- January 2-3 Seventeenth Regular-Season Weekend.
- January 4 Clubs may begin signing free agent players for the 2000 season.
- January 8-9 Wild Card Playoff Games.
- January 15-16 Divisional Playoff Games.
- January 23 AFC and NFC Championship Games.
- January 27 First day clubs can designate Franchise or Transition players.
(Tentative)
- January 30 Super Bowl XXXIV, Atlanta, Ga.
- February 6 AFC-NFC Pro Bowl, Honolulu, Hawaii.
- February 7 Waiver system begins for 2000. Players with at least four previous pension-credited seasons that a club desires to terminate are not subject to the waiver system until after the trading deadline.
- February 10 Deadline at 4 p.m., New York time, for clubs to designate Franchise and (Tentative)

	Transition Players.
February 10 (Tentative)	Expiration date of all player contracts due to expire in 2000.
February 10	Deadline for exercising options for 2000 on all players who have option (Tentative) clauses in their 1999 contracts.
February 10	Deadline for submission of Qualifying Offers by clubs to their Restricted (Tentative) Free Agents whose contracts have expired and to whom they desire to retain a Right of First Refusal/Compensation.
February 10	Deadline for clubs to submit offer of minimum salary to retain exclusive (Tentative) negotiating rights to their players with fewer than three seasons of free agency credit whose contracts have expired.
February 11 (Tentative)	Free Agency period begins.
February 11	Trading period begins for 2000 after expiration of all 1999 contracts. A (Tentative) claiming period of three business days is in effect for waiver requests made prior to May 1.
February 24-28	Combine Timing and Testing, RCA Dome, Indianapolis, Ind.
March 26-30	NFL Annual Meeting, Breakers Hotel, Palm Beach, Florida.
April 10	Deadline for signing of Offer Sheets by Restricted Free Agents.
April 14	Deadline for Old Club to exercise Right of First Refusal to Restricted Free Agents.
April 15-16	Annual Player Selection Meeting, New York, N.Y.
May 1	Claiming period of 10 calendar days begins in waiver system.
June 1	Deadline for Old Club to send tender to its unsigned Restricted Free Agents or to extend Qualifying Offer, whichever is greater, in order to retain rights.
June 1	Deadline for Old Club to send tender to its unsigned Unrestricted Free Agents to retain rights if player is not signed by another club by July 15.
June 2	Any unamortized signing bonus amounts will be included in the succeeding year's Team Salary for any players removed from the team's roster.
June 15	Deadline for club to withdraw Qualifying Offer to Restricted Free Agents and still retain exclusive negotiating rights by substituting tender of one-year contract at 110 percent of previous year's Paragraph 5 salary (with all other terms carried forward unchanged).
July 15	Signing period ends at 4 p.m., New York time, for Unrestricted Free Agents to whom June 1 tender was made by Old Club, Transition Players, and Franchise Players who are eligible to receive Offer Sheets. After this date and through 4 p.m., New York time, on the Tuesday after the 10th regular season weekend, Old Club has exclusive negotiating rights to these players.
July 15	On or after this date a club that extends a Player Contract for a Franchise Player shall not be deemed to have utilized its Franchise Player designation for the period of the extension.

TICKET INFORMATION

The Seahawks currently have two ticket offices located in the Seattle area. The team's ticket office staff occupies the Kingdome box office only on game days. Any questions during the week should be directed to one of the following offices:

Ticket Operations

(206) 682-2800

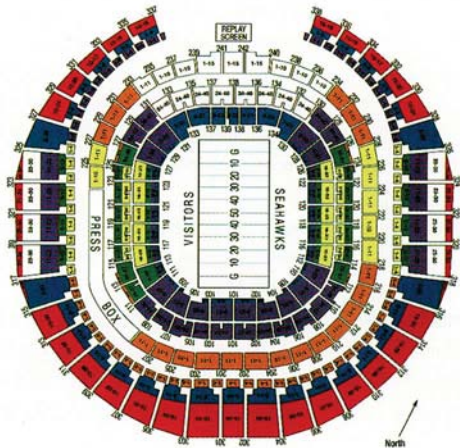
Ticket Sales

1-888-NFL-HAWK

(1-888-635-4295)

Pricing Structure

\$58	\$52	
\$45	\$40	*The Seahawks' \$10 tickets
\$33	\$25	are the lowest priced seats in
\$10*		the National Football League.



1999 NFL PRESEASON SCHEDULE

(All times local except American Bowl game, which is ET)

SATURDAY, AUGUST 7

INDIANAPOLIS AT CHICAGO 7:00 PM
OAKLAND AT ST. LOUIS 7:00 PM

AMERICAN BOWL AT SYDNEY,
AUSTRALIA (FOX)
DENVER VS. SAN DIEGO 9:00 PM

MONDAY, AUGUST 9

HALL OF FAME GAME (ABC)
CLEVELAND VS. DALLAS 8:00 PM

FIRST WEEK

THURSDAY, AUGUST 12

SAN DIEGO AT SAN FRANCISCO . . . 5:00 PM
BALTIMORE AT PHILADELPHIA . . . 8:00 PM

FRIDAY, AUGUST 13

DETROIT AT ATLANTA 7:30 PM
CAROLINA AT JACKSONVILLE . . . 7:30 PM
CHICAGO AT PITTSBURGH 7:30 PM
NY GIANTS AT MINNESOTA(ESPN) . . 7:00 PM
WASHINGTON AT NEW ENGLAND . . . 7:30 PM
NEW ORLEANS AT MIAMI 7:30 PM

SATURDAY, AUGUST 14

CLEVELAND AT TAMPA BAY 8:00 PM
BUFFALO AT SEATTLE 6:00 PM

NY JETS AT GREEN BAY (CBS) . . . 7:00 PM
ARIZONA AT DENVER 7:00 PM
CINCINNATI AT INDIANAPOLIS . . . 7:00 PM

SUNDAY, AUGUST 15

DALLAS AT OAKLAND 1:00 PM
TENNESSEE AT KANSAS CITY . . . 7:30 PM
BYE: ST. LOUIS

SECOND WEEK

THURSDAY, AUGUST 19

SEATTLE AT SAN FRANCISCO (ESPN) . . . 5:00 PM

FRIDAY, AUGUST 20

PITTSBURGH AT CAROLINA 8:00 PM
TENNESSEE AT ARIZONA 7:00 PM
CINCINNATI AT DETROIT 7:00 PM
PHILADELPHIA AT NY JETS 7:30 PM
BUFFALO AT WASHINGTON 8:00 PM

SATURDAY, AUGUST 21

BALTIMORE AT ATLANTA 7:30 PM
INDY AT NEW ORLEANS 7:00 PM
JACKSONVILLE AT NY GIANTS . . . 7:00 PM
TAMPA BAY AT KANSAS CITY . . . 7:30 PM
ST. LOUIS AT CHICAGO 7:00 PM
DALLAS AT NE (ESPN) 8:00 PM

MINNESOTA AT CLEVELAND 7:00 PM
 MIAMI AT SAN DIEGO 8:00 PM

MONDAY, AUGUST 23

DENVER VS. GB (MADISON)(ABC) . . 7:00 PM
 BYE: OAKLAND

THIRD WEEK

THURSDAY, AUGUST 26

KC AT JACKSONVILLE (CBS) 8:00 PM
 PHILADELPHIA AT MINNESOTA . . 7:00 PM

FRIDAY, AUGUST 27

ATLANTA AT TENNESSEE (ESPN) . 7:00 PM

SATURDAY, AUGUST 28

GREEN BAY AT NEW ORLEANS . . 7:00 PM
 CAROLINA AT BALTIMORE 7:30 PM
 ARIZONA AT SEATTLE 7:00 PM
 CHICAGO AT CLEVELAND 8:00 PM
 NEW ENGLAND AT TAMPA BAY . . 8:00 PM
 DETROIT AT MIAMI 7:00 PM
 BUFFALO AT CINCINNATI 7:30 PM
 WASHINGTON AT PITTSBURGH . . 7:30 PM
 NY JETS AT NY GIANTS 8:00 PM
 SAN DIEGO AT ST. LOUIS 7:00 PM

SUNDAY, AUGUST 29

DENVER AT DALLAS (FOX) 7:00 PM

MONDAY, AUGUST 30

SF AT OAKLAND (ABC) 5:00 PM
 BYE: INDIANAPOLIS

FOURTH WEEK

THURSDAY, SEPTEMBER 2

NEW ORLEANS AT TENNESSEE . . 7:00 PM
 NEW ENGLAND AT CAROLINA . . . 8:00 PM
 MIAMI AT GREEN BAY 7:00 PM
 SEATTLE AT INDIANAPOLIS 5:00 PM
 ST. LOUIS AT DETROIT 7:00 PM
 JACKSONVILLE AT DALLAS 8:00 PM
 CLEVELAND AT PHILADELPHIA . 7:30 PM

FRIDAY, SEPTEMBER 3

KANSAS CITY AT SAN DIEGO . . . 8:00 PM
 SAN FRANCISCO AT DENVER . . . 7:00 PM
 TAMPA BAY AT WASHINGTON . . . 8:00 PM
 ATLANTA AT CINCINNATI 7:30 PM
 MINNESOTA AT NY JETS 7:30 PM
 OAKLAND AT ARIZONA 7:00 PM
 NY GIANTS AT BALTIMORE 12:00 PM

SATURDAY, SEPTEMBER 4

PITTSBURGH AT BUFFALO 7:30 PM
 BYE: CHICAGO

1999 NFL SCHEDULE

(All times local)

**SUNDAY, SEPTEMBER 12
 (FIRST WEEKEND)**

(OPEN DATE: SAN DIEGO)

1. ARIZONA AT PHILADELPHIA 1:00p
2. BALTIMORE AT ST. LOUIS 12:00p
3. BUFFALO AT INDIANAPOLIS 12:00p
4. CAROLINA AT NEW ORLEANS 12:00p
5. CINCINNATI AT TENNESSEE 12:00p
6. DALLAS AT WASHINGTON 1:00p
7. DETROIT AT SEATTLE 1:15p
8. KANSAS CITY AT CHICAGO 12:00p
9. MINNESOTA AT ATLANTA 4:15p
10. NEW ENGLAND AT NY JETS 1:00p
11. NY GIANTS AT TAMPA BAY 4:15p
12. OAKLAND AT GREEN BAY 12:00p
13. SAN FRANCISCO AT JAX 4:15p

SUNDAY NIGHT, SEPTEMBER 12

14. PITTSBURGH AT CLEVELAND 8:20p

MONDAY, SEPTEMBER 13

15. MIAMI AT DENVER 7:00p

**SUNDAY, SEPTEMBER 19
 (SECOND WEEKEND)**

(OPEN DATE: ST. LOUIS)

16. ARIZONA AT MIAMI 1:00p
17. CLEVELAND AT TENNESSEE 3:15p
18. DENVER AT KANSAS CITY 3:15p
19. GREEN BAY AT DETROIT 1:00p
20. INDIANAPOLIS AT N.E. 1:00p
21. JACKSONVILLE AT CAROLINA 1:00p
22. NEW ORLEANS AT SAN FRANCISCO 1:05p
23. OAKLAND AT MINNESOTA 12:00p
24. PITTSBURGH AT BALTIMORE 1:00p
25. SAN DIEGO AT CINCINNATI 1:00p
26. SEATTLE AT CHICAGO 12:00p

27. TAMPA BAY AT PHILADELPHIA 1:00p
 28. WASHINGTON AT NY GIANTS 1:00p

SUNDAY NIGHT, SEPTEMBER 19

29. NY JETS AT BUFFALO 8:20p

MONDAY, SEPTEMBER 20

30. ATLANTA AT DALLAS 8:00p

**SUNDAY, SEPTEMBER 26
 (THIRD WEEKEND)**

(OPEN DATES: DALLAS, MIAMI, NEW ORLEANS)

31. ATLANTA AT ST. LOUIS 12:00p
 32. CHICAGO AT OAKLAND 1:15p
 33. CINCINNATI AT CAROLINA 1:00p
 34. CLEVELAND AT BALTIMORE 1:00p
 35. DENVER AT TAMPA BAY 1:00p
 36. DETROIT AT KANSAS CITY 12:00p
 37. INDIANAPOLIS AT SAN DIEGO 1:05p
 38. MINNESOTA AT GREEN BAY 3:15p
 39. PHILADELPHIA AT BUFFALO 1:00p
 40. SEATTLE AT PITTSBURGH 1:00p
 41. TENNESSEE AT JACKSONVILLE 4:05p
 42. WASHINGTON AT NY JETS 1:00p

SUNDAY NIGHT, SEPTEMBER 26

43. NY GIANTS AT NEW ENGLAND 8:20p

MONDAY, SEPTEMBER 27

44. SAN FRANCISCO AT ARIZONA 6:00p

**SUNDAY, OCTOBER 3
 (FOURTH WEEKEND)**

(OPEN DATES: DETROIT, GREEN BAY, INDIANAPOLIS)

45. ARIZONA AT DALLAS 12:00p
 46. BALTIMORE AT ATLANTA 1:00p
 47. CAROLINA AT WASHINGTON 4:05p
 48. JACKSONVILLE AT PITTSBURGH 1:00p
 49. KANSAS CITY AT SAN DIEGO 1:15p
 50. NEW ENGLAND AT CLEVELAND 1:00p
 51. NEW ORLEANS AT CHICAGO 12:00p
 52. NEW YORK JETS AT DENVER 2:15p
 53. PHILADELPHIA AT NYGIANTS 1:00p
 54. ST. LOUIS AT CINCINNATI 1:00p
 55. TAMPA BAY AT MINNESOTA 12:00p
 56. TENNESSEE AT SAN FRANCISCO 1:15p

SUNDAY NIGHT, OCTOBER 3

57. OAKLAND AT SEATTLE 5:20p

MONDAY, OCTOBER 4

58. BUFFALO AT MIAMI 9:00p

SUNDAY, OCTOBER 10

**(FIFTH WEEKEND)
 (OPEN DATES: CAROLINA, SEATTLE, WASHINGTON)**

59. ATLANTA AT NEW ORLEANS 12:00p
 60. BALTIMORE AT TENNESSEE 3:15p
 61. CHICAGO AT MINNESOTA 12:00p
 62. CINCINNATI AT CLEVELAND 1:00p
 63. DALLAS AT PHILADELPHIA 1:00p
 64. DENVER AT OAKLAND 1:15p
 65. MIAMI AT INDIANAPOLIS 3:15p
 66. NEW ENGLAND AT KANSAS CITY 12:00p
 67. NYGIANTS AT ARIZONA 1:05p
 68. PITTSBURGH AT BUFFALO 1:00p
 69. SAN DIEGO AT DETROIT 1:00p
 70. SAN FRANCISCO AT ST. LOUIS 12:00p

SUNDAY NIGHT, OCTOBER 10

71. TAMPA BAY AT GREEN BAY 7:20p

MONDAY, OCTOBER 11

72. JACKSONVILLE AT NY JETS 9:00p

**SUNDAY, OCTOBER 17
 (SIXTH WEEKEND)**

(OPEN DATES: BALTIMORE, KANSAS CITY, TAMPA BAY)

73. CAROLINA AT SAN FRANCISCO 1:15p
 74. CLEVELAND AT JACKSONVILLE 1:00p
 75. GREEN BAY AT DENVER 2:15p
 76. INDIANAPOLIS AT NY JETS 1:00p
 77. MIAMI AT NEW ENGLAND 1:00p
 78. MINNESOTA AT DETROIT 1:00p
 79. OAKLAND AT BUFFALO 1:00p
 80. PHILADELPHIA AT CHICAGO 12:00p
 81. PITTSBURGH AT CINCINNATI 1:00p
 82. ST. LOUIS AT ATLANTA 1:00p
 83. SEATTLE AT SAN DIEGO 1:05p
 84. TENNESSEE AT NEW ORLEANS 12:00p

SUNDAY NIGHT, OCTOBER 17

85. WASHINGTON AT ARIZONA 5:20p

MONDAY, OCTOBER 18

86. DALLAS AT NY GIANTS 9:00p

**THURSDAY, OCTOBER 21
 (SEVENTH WEEKEND)
 (OPEN DATES: ARIZONA, JACKSONVILLE, TENNESSEE)**

87. KANSAS CITY AT BALTIMORE 8:20p

SUNDAY, OCTOBER 24

88. BUFFALO AT SEATTLE 1:15p
 89. CHICAGO AT TAMPA BAY 1:00p
 90. CINCINNATI AT INDIANAPOLIS 12:00p
 91. CLEVELAND AT ST. LOUIS 12:00p
 92. DENVER AT NEW ENGLAND 1:00p
 93. DETROIT AT CAROLINA 1:00p

- 94. GREEN BAY AT SAN DIEGO 1:05p
- 95. NEW ORLEANS AT NY GIANTS 1:00p
- 96. NEW YORK JETS AT OAKLAND 1:15p
- 97. PHILADELPHIA AT MIAMI 1:00p
- 98. SAN FRANCISCO AT MINNESOTA 12:00p
- 99. WASHINGTON AT DALLAS 12:00p

MONDAY, OCTOBER 25

- 100. ATLANTA AT PITTSBURGH 9:00p

**SUNDAY, OCTOBER 31
(EIGHTH WEEKEND)**

(OPEN DATES: NEW YORK JETS, PITTSBURGH, SAN FRANCISCO)

- 101. BUFFALO AT BALTIMORE 1:00p
- 102. CAROLINA AT ATLANTA 1:00p
- 103. CHICAGO AT WASHINGTON 1:00p
- 104. CLEVELAND AT NEW ORLEANS 12:00p
- 105. DALLAS AT INDIANAPOLIS 1:00p
- 106. JACKSONVILLE AT CINCINNATI 1:00p
- 107. MIAMI AT OAKLAND 1:05p
- 108. MINNESOTA AT DENVER 2:15p
- 109. NEW ENGLAND AT ARIZONA 2:05p
- 110. NY GIANTS AT PHILADELPHIA 1:00p
- 111. ST. LOUIS AT TENNESSEE 12:00p
- 112. SAN DIEGO AT KANSAS CITY 12:00p

SUNDAY NIGHT, OCTOBER 31

- 113. TAMPA BAY AT DETROIT 8:20p

MONDAY, NOVEMBER 1

- 114. SEATTLE AT GREEN BAY 8:00p

**SUNDAY, NOVEMBER 7
(NINTH WEEKEND)**

(OPEN DATES: NEW ENGLAND, NEW YORK GIANTS, OAKLAND)

- 115. ARIZONA AT NEW YORK JETS 1:00p
- 116. BALTIMORE AT CLEVELAND 1:00p
- 117. BUFFALO AT WASHINGTON 1:00p
- 118. CHICAGO AT GREEN BAY 12:00p
- 119. CINCINNATI AT SEATTLE 1:15p
- 120. DENVER AT SAN DIEGO 1:15p
- 121. JACKSONVILLE AT ATLANTA 1:00p
- 122. KANSAS CITY AT INDIANAPOLIS 1:00p
- 123. PHILADELPHIA AT CAROLINA 1:00p
- 124. PITTSBURGH AT SAN FRANCISCO 1:15p
- 125. ST. LOUIS AT DETROIT 1:00p
- 126. TAMPA BAY AT NEW ORLEANS 3:05p

SUNDAY NIGHT, NOVEMBER 7

- 127. TENNESSEE AT MIAMI 8:20p

MONDAY, NOVEMBER 8

- 128. DALLAS AT MINNESOTA 8:00p

SUNDAY, NOVEMBER 14

**(TENTH WEEKEND)
(OPEN DATE: ATLANTA)**

- 129. BALTIMORE AT JACKSONVILLE 4:05p
- 130. CAROLINA AT ST. LOUIS 12:00p
- 131. CLEVELAND AT PITTSBURGH 1:00p
- 132. DETROIT AT ARIZONA 2:15p
- 133. GREEN BAY AT DALLAS 3:15p
- 134. INDIANAPOLIS AT NYGIANTS 1:00p
- 135. KANSAS CITY AT TAMPA BAY 1:00p
- 136. MIAMI AT BUFFALO 1:00p
- 137. MINNESOTA AT CHICAGO 12:00p
- 138. SAN DIEGO AT OAKLAND 1:05p
- 139. S.F. AT NEW ORLEANS 12:00p
- 140. TENNESSEE AT CINCINNATI 1:00p
- 141. WASHINGTON AT PHILADELPHIA 1:00p

SUNDAY NIGHT, NOVEMBER 14

- 142. DENVER AT SEATTLE 5:20p

MONDAY, NOVEMBER 15

- 143. NY JETS AT NEW ENGLAND 9:00p

**SUNDAY, NOVEMBER 21
(ELEVENTH WEEKEND)
(OPEN DATE: MINNESOTA)**

- 144. ATLANTA AT TAMPA BAY 1:00p
- 145. BALTIMORE AT CINCINNATI 4:05p
- 146. BUFFALO AT NEW YORK JETS 1:00p
- 147. CAROLINA AT CLEVELAND 1:00p
- 148. CHICAGO AT SAN DIEGO 1:15p
- 149. DALLAS AT ARIZONA 2:15p
- 150. DETROIT AT GREEN BAY 12:00p
- 151. INDIANAPOLIS AT PHILADELPHIA 1:00p
- 152. NEW ENGLAND AT MIAMI 1:00p
- 153. NY GIANTS AT WASHINGTON 4:15p
- 154. PITTSBURGH AT TENNESSEE 12:00p
- 155. ST. LOUIS AT SAN FRANCISCO 1:15p
- 156. SEATTLE AT KANSAS CITY 12:00p

SUNDAY NIGHT, NOVEMBER 21

- 157. NEW ORLEANS AT JACKSONVILLE 8:20p

MONDAY, NOVEMBER 22

- 158. OAKLAND AT DENVER 7:00p

**THURSDAY, NOVEMBER 25
(TWELFTH WEEKEND)
(OPEN DATE: DENVER)**

- 159. CHICAGO AT DETROIT 12:40p
- 160. MIAMI AT DALLAS 3:15p

SUNDAY, NOVEMBER 28

- 161. ARIZONA AT NY GIANTS 1:00p
- 162. CINCINNATI AT PITTSBURGH 1:00p
- 163. JACKSONVILLE AT BALTIMORE 1:00p
- 164. KANSAS CITY AT OAKLAND 1:15p
- 165. NEW ENGLAND AT BUFFALO 1:00p

166. NEW ORLEANS AT ST. LOUIS 12:00p
 167. NY JETS AT INDIANAPOLIS 4:15p
 168. PHILADELPHIA AT WASHINGTON 1:00p
 169. SAN DIEGO AT MINNESOTA 12:00p
 170. TAMPA BAY AT SEATTLE 1:05p
 171. TENNESSEE AT CLEVELAND 1:00p

SUNDAY NIGHT, NOVEMBER 28

172. ATLANTA AT CAROLINA 8:20p

MONDAY, NOVEMBER 29

173. GREEN BAY AT SAN FRANCISCO 6:00p

**THURSDAY, DECEMBER 2
 (THIRTEENTH WEEKEND)
 (OPEN DATE: BUFFALO)**

174. PITTSBURGH AT JACKSONVILLE 8:20p

SUNDAY, DECEMBER 5

175. CLEVELAND AT SAN DIEGO 1:15p
 176. GREEN BAY AT CHICAGO 12:00p
 177. INDIANAPOLIS AT MIAMI 1:00p
 178. KANSAS CITY AT DENVER 2:15p
 179. NEW ORLEANS AT ATLANTA 1:00p
 180. NY JETS AT NYGIANTS 1:00p
 181. PHILADELPHIA AT ARIZONA 2:05p
 182. ST. LOUIS AT CAROLINA 1:00p
 183. SAN FRANCISCO AT CINCINNATI 1:00p
 184. SEATTLE AT OAKLAND 1:15p
 185. TENNESSEE AT BALTIMORE 1:00p
 186. WASHINGTON AT DETROIT 1:00p

SUNDAY NIGHT, DECEMBER 5

187. DALLAS AT NEW ENGLAND 8:20p

MONDAY, DECEMBER 6

188. MINNESOTA AT TAMPA BAY 9:00p

**THURSDAY, DECEMBER 9
 (FOURTEENTH WEEKEND)
 (OPEN DATE: CHICAGO)**

189. OAKLAND AT TENNESSEE 7:20p

SUNDAY, DECEMBER 12

190. ARIZONA AT WASHINGTON 1:00p
 191. ATLANTA AT SAN FRANCISCO 1:15p
 192. BALTIMORE AT PITTSBURGH 1:00p
 193. CAROLINA AT GREEN BAY 12:00p
 194. CLEVELAND AT CINCINNATI 1:00p
 195. DETROIT AT TAMPA BAY 1:00p
 196. MIAMI AT NY JETS 4:05p
 197. NEW ENGLAND AT INDIANAPOLIS 1:00p
 198. NY GIANTS AT BUFFALO 1:00p
 199. PHILADELPHIA AT DALLAS 12:00p
 200. ST. LOUIS AT NEW ORLEANS 12:00p
 201. SAN DIEGO AT SEATTLE 1:05p

SUNDAY NIGHT, DECEMBER 12

202. MINNESOTA AT KANSAS CITY 7:20p

MONDAY, DECEMBER 13

203. DENVER AT JACKSONVILLE 9:00p

**SATURDAY, DECEMBER 18
 (FIFTEENTH WEEKEND)
 (OPEN DATE: CINCINNATI)**

204. PITTSBURGH AT KANSAS CITY 11:40a
 205. SAN FRANCISCO AT CAROLINA 4:15p

SUNDAY, DECEMBER 19

206. ATLANTA AT TENNESSEE 12:00p
 207. DETROIT AT CHICAGO 12:00p
 208. JACKSONVILLE AT CLEVELAND 1:00p
 209. NEW ENGLAND AT PHILADELPHIA 1:00p
 210. NEW ORLEANS AT BALTIMORE 1:00p
 211. NY GIANTS AT ST. LOUIS 12:00p
 212. NY JETS AT DALLAS 3:15p
 213. SAN DIEGO AT MIAMI 1:00p
 214. SEATTLE AT DENVER 2:15p
 215. TAMPA BAY AT OAKLAND 1:05p
 216. WASHINGTON AT INDIANAPOLIS 1:00p

SUNDAY NIGHT, DECEMBER 19

217. BUFFALO AT ARIZONA 6:20p

MONDAY, DECEMBER 20

218. GREEN BAY AT MINNESOTA 8:00p

**FRIDAY, DECEMBER 24
 (SIXTEENTH WEEKEND)
 (OPEN DATE: PHILADELPHIA)**

219. DALLAS AT NEW ORLEANS 2:05p

SATURDAY, DECEMBER 25

220. DENVER AT DETROIT 4:15p

SUNDAY, DECEMBER 26

221. ARIZONA AT ATLANTA 1:00p
 222. BUFFALO AT NEW ENGLAND 1:00p
 223. CAROLINA AT PITTSBURGH 1:00p
 224. CHICAGO AT ST. LOUIS 12:00p
 225. CINCINNATI AT BALTIMORE 1:00p
 226. GREEN BAY AT TAMPA BAY 4:15p
 227. INDIANAPOLIS AT CLEVELAND 1:00p
 228. JACKSONVILLE AT TENNESSEE 12:00p
 229. KANSAS CITY AT SEATTLE 1:05p
 230. MINNESOTA AT NY GIANTS 1:00p
 231. OAKLAND AT SAN DIEGO 1:05p

SUNDAY NIGHT, DECEMBER 26

232. WASHINGTON AT SAN FRANCISCO 5:20p

MONDAY, DECEMBER 27

233. NY JETS AT MIAMI 9:00p


**SUNDAY, JANUARY 2 (SEVENTEENTH WEEKEND)
(OPEN DATE: CLEVELAND)**

234. ARIZONA AT GREEN BAY 12:00p
235. BALTIMORE AT NEW ENGLAND 1:00p
236. CINCINNATI AT JACKSONVILLE 1:00p
237. DETROIT AT MINNESOTA 12:00p
238. INDIANAPOLIS AT BUFFALO 1:00p

239. MIAMI AT WASHINGTON 4:15p
240. NEW ORLEANS AT CAROLINA 1:00p
241. NY GIANTS AT DALLAS 3:05p
242. OAKLAND AT KANSAS CITY 12:00p
243. ST. LOUIS AT PHILADELPHIA 1:00p
244. SAN DIEGO AT DENVER 2:15p
245. SEATTLE AT NEW YORK JETS 1:00p
246. TAMPA BAY AT CHICAGO 12:00p
247. TENNESSEE AT PITTSBURGH 4:15p

MONDAY, JANUARY 3

248. SAN FRANCISCO AT ATLANTA 9:00p



Make-a-Wish child Sterling Grover was an honorary captain versus Indianapolis on December 20, 1998.

1999 OPPONENTS

BUFFALO BILLS

Head Coach: Wade Phillips
Stadium: Ralph Wilson Stadium

SAN FRANCISCO 49ERS

Head Coach: Steve Mariucci
Stadium: 3Com Park

ARIZONA CARDINALS

Head Coach: Vince Tobin
Stadium: Sun Devil Stadium

INDIANAPOLIS COLTS

Head Coach: Jim Mora
Stadium: RCA Dome

DETROIT LIONS

Head Coach: Bobby Ross
Stadium: Silverdome

CHICAGO BEARS

Head Coach: Dick Juron
Stadium: Soldier Field

PITTSBURGH STEELERS

Head Coach: Bill Cowher
Stadium: Three Rivers Stadium

OAKLAND RAIDERS

Head Coach: Jon Gruden
Stadium: Oakland Coliseum

SAN DIEGO CHARGERS

Head Coach: Mike Reily
Stadium: Qualcomm Stadium

GREEN BAY PACKERS

Head Coach: Ray Rhodes
Stadium: Lambeau

CINCINNATI BENGALS

Head Coach: Bruce Coslet
Stadium: Cinergy Field

DENVER BRONCOS

Head Coach: Mike Shanahan
Stadium: Mile High Stadium

KANSAS CITY CHIEFS

Head Coach: Gunther Cunningham
Stadium: Arrowhead Stadium

TAMPA BAY BUCCANEERS

Head Coach: Tony Dungy
Stadium: Raymond James Stadium

NEW YORK JETS

Head Coach: Bill Parcells
Stadium: Giants Stadium

AUG. 14 **OCT. 24**
Public Relations: Scott Berchtold
Phone: 716-648-1800

AUG. 19
Public Relations: Kirk Reynolds
Phone: 408-562-4949

AUG. 28
Public Relations: Paul Jensen
Phone: 602-379-0101

SEP. 2
Public Relations: Craig Kelley
Phone: 317-297-2658

SEP. 12
Public Relations: Mike Murray
Phone: 248-335-4131

SEP. 19
Public Relations: Bryan Harlan
Phone: 847-295-6600

SEP. 26
Public Relations: Scott Berchtold
Phone: 412-323-0300

OCT. 3 **DEC. 5**
Public Relations: Mike Taylor
Phone: 510-864-5000

OCT. 17 **DEC. 12**
Public Relations: Bill Johnston
Phone: 619-874-4500

NOV. 1
Public Relations: Jeff Blumb
Phone: 920-496-5700

NOV. 7
Public Relations: Jack Brennan
Phone: 513-621-3550

NOV. 14 **DEC. 19**
Public Relations: Jim Saccomano
Phone: 303-649-9000

NOV. 21 **DEC. 26**
Public Relations: Bob Moore
Phone: 816-924-9300

NOV. 28
Public Relations: Reggie Roberts
Phone: 813-870-2700

JAN. 2
Public Relations: Frank Ramos
Phone: 516-560-8100

MEDICAL GLOSSARY

AC JOINT-- Acromioclavicular joint; joint of the shoulder where acromion process of the scapula and the distal end of the clavicle meet, most shoulder separations occur at this point.

ABDUCT-- Movement of any extremity away from the midline of the body. This action is achieved by an abductor muscle.

ABRASION-- Any injury which rubs off the surface of the skin.

ABSCESS-- An infection which produces pus; can be the result of a blister, callus, penetration wound or laceration.

ABDUCT-- Movement of an extremity toward the midline of the body. This action is achieved by an adductor muscle.

ADHESION-- Abnormal adherence of collagen fibers to surrounding structures during immobilization following trauma or as a complication of surgery which restricts normal elasticity of the structures involved.

AEROBIC-- Exercise in which energy needed is supplied by oxygen inspired and is required for sustained periods of vigorous exercise with a continually high pulse rate.

ANABOLIC STEROIDS-- Steroids that promote tissue growth by creating protein in an attempt to enhance muscle growth. The main anabolic steroid is testosterone.

ANAEROBIC-- Exercise without use of oxygen as an energy source; short of bursts of vigorous exercises.

ANAPHYLACTIC SHOCK-- Shock that is caused by an allergic reaction.

ANTERIOR COMPARTMENT SYNDROME-- Condition in which swelling within the anterior compartment of the lower leg jeopardizes the viability of muscles, nerves and arteries that serve the foot. In severe cases, emergency surgery is necessary to relieve the swelling and pressure.

ANTERIOR CRUCIATE LIGAMENT (ACL)-- A primary stabilizing ligament within the center of the knee joint that prevents hyperextension and excessive rotation of the joint. A complete tear of the ACL necessitating reconstruction could require up to 12 months of rehabilitation.

ANTERIOR TALOFIBULAR LIGAMENT-- A ligament of the ankle that connects the fibula (lateral ankle bone) to the talus. This ligament is oft times subject to sprain.

ANTI-INFLAMMATORY-- Any agent which prevents inflammation, such as aspirin or ibuprofen.

ANTERIORGRAM-- A film demonstrating arteries after injection of a dye.

ARHROGRAM-- X-ray technique for joints using air and/or dye injected into the affected area; useful in diagnosing meniscus tears of the knee and rotator cuff tears of the shoulder.

ANTHROSCOPE-- An instrument used to visualize the interior of a joint cavity.

ARTHROSCOPY-- A surgical examination of the internal structures of a joint by means for viewing through an arthroscope. An arthroscopic procedure can be used to remove or repair damaged tissue or as a diagnostic procedure in order to inspect the extent of any damage or confirm a diagnosis.

ASPIRATION-- The withdrawal of fluid from a body cavity by means of a suction or siphonage apparatus, such as a syringe.

ATROPHY-- To shrivel or shrink from disuse, as in muscular atrophy.

AVASULAR NECROSIS-- Death of a part due to lack of circulation.

AVULSION-- The tearing away, forcibly, of a part or structure.

BAKER'S CYST-- Localized swelling of a bursa sac in the posterior knee as a result of fluid that has escaped from a knee capsule. A Baker's cyst indicates that there is a trauma inside the knee joint that leads to excessive fluid production.

BONE SCAN-- An imaging procedure in which a radioactive-labeled substance is injected into the body to determine the status of a bony injury. If the radioactive substance is taken up the bone at the injury site, the injury will show as a "hot spot" on the scan image. The bone scan is particularly useful in the diagnosis of stress fractures.

BRACHIAL PLEXUS-- Network of nerves originating from the cervical vertebrae and running down to the shoulder, arm, hand, and fingers.

BRUISE-- A discoloration of the skin due to an extravasation of blood into the underlying tissues.

BURSA-- A fluid-filled sac that is located in areas where friction is likely to occur, then minimizes the friction; for example between a tendon and bone.

CAPSULE-- An enclosing structure which surrounds the joint and contains ligaments which stabilize that joint.

CARTILAGE-- Smooth, slippery substance preventing two ends of bones from rubbing together and grating.

CAT SCAN-- Use of a computer to produce a cross sectional view of the anatomical part being investigated from X-ray data.

CELLULITIS-- Inflammation of cellular or connective tissue.

CERVICAL VERTEBRAE-- Group of seven vertebrae located in the neck.

CHARLEY HORSE-- A contusion or bruise to any muscle resulting in intramuscular bleeding. No other injury should be called a charley horse.

COLLES' FRACTURE-- A fracture of the distal end of the radius with the lower end being displaced backward.

CONCENTRIC MUSCLE CONTRACTION-- A shortening of the muscle as it develops tension and contracts to move a resistance.

CONCUSSION-- Jarring injury of the brain resulting in dysfunction. It can be graded as mild, moderate or severe depending on loss of consciousness, amnesia and loss of equilibrium.

CONTUSION-- An injury to a muscle and tissues caused by a blow from a blunt object.

CORTICAL STEROIDS-- Used to suppress joint inflammation.

COSTOCHONDRAL-- Cartilage that separates the bones within the rib cage.

CRYOKINETICS-- Treatment with cold and movement.

CRYOTHERAPY-- A treatment with the use of cold.

CYST-- Abnormal sac containing liquid or semi-solid matter.

DEGENERATIVE JOINT DISEASE-- Changes in the joint surface as a result of repetitive trauma.

DELTOID LIGAMENT-- Ligament that connects the tibia to bones of the medial aspect of the foot and is primarily responsible for stability of the ankle on the medial side. Is sprained less frequently than other ankle ligaments.

DELTOID MUSCLE-- Muscles at top of the arm, just below the shoulder, responsible for shoulder motions to the front, side and back.

DISC, INTERVERTEBRAL-- A flat, rounded plate between each vertebrae of the spine. The disc consists of a thick fiber ring which surrounds a soft gel-like interior. It functions as a cushion and shock absorber for the spinal column.

DISLOCATION-- Complete displacement of joint surfaces.

ECCENTRIC MUSCLE CONTRACTION-- An overall lengthening of the muscles as it develops tension and contracts to control motion performed by an outside force; oft times referred to as a "negative" contraction in weight training.

ECCYMOISIS-- Bleeding into the surface tissue below the skin, resulting in a "black and blue" effect.

EDEMA-- Accumulation of fluid in organs and tissues of the body; swelling.

EFFUSION-- Accumulation of fluid, in various spaces in the body, or the knee itself. Commonly, the knee has an effusion after an injury.

ELECTRICAL GALVANIC STIMULATION (EGS)-- An electrical therapeutic modality that sends a current to the body at select voltages and frequencies in order to stimulate pain receptors, disperse edema, or neutralize muscle spasms among other functional applications.

ELECTROMYOGRAM (EMG)-- Test to determine nerve function.

EPICONDYLITIS-- Inflammation in the elbow due to overuse.

ETHYL CHLORIDE-- "Cold spray," a chemical coolant sprayed onto an injury site to procedure a local, mild anesthesia.

FAT PERCENTAGE-- The amount of body weight that is adipose, fat tissue. Fat percentages can be calculated by underwater weighing, measuring select skinfold thickness, or by analyzing electrical impedance.

FEMUR-- Thigh bone; longest bone in the body.

FIBULA-- Smaller of the two bones in the lower leg; runs from knee to the ankle along the outside of the lower leg.

FLEXIBILITY-- The ability of muscle to relax and yield to stretch forces.

FLEXIBILITY EXERCISE-- General term used to describe exercise performed by an athlete to passively or actively elongate soft tissue without the assistance of an athletic trainer.

FRACTURE-- Breach of continuity of a bone. Types of fractures include simple, compound, comminuted, greenstick incomplete, impacted, longitudinal, oblique, stress, or transverse.

GAMEKEEPER'S THUMB-- Tear of the ulnar collateral ligament of the metacarpophalangeal joint of the thumb.

GLYCOGEN-- Form in which foods are stored in the body as energy.

GRADE ONE INJURY-- A mild injury in which ligament, tendon, or other musculoskeletal tissue may have been stretched or contused, but not torn or otherwise disrupted.

GRADE TWO INJURY-- A moderate injury when musculoskeletal tissue has been partially, but not totally, torn which causes appreciable limitation in function of the injured tissue.

GRADE THREE INJURY-- A severe injury in which tissue has been significantly, and in some cases totally, torn or otherwise disrupted causing a virtual total loss of function.

HAMSTRING-- Category of muscle that runs from the buttocks to the knee along the back of the thigh. It functions to flex the knee, and is oft times injured as a result of improper conditioning or lack of muscle flexibility.

HEAT CRAMPS-- Painful muscle spasms of the arms or legs caused by excessive body heat and depletion of fluids and electrolytes.

HEAT EXHAUSTION-- Mild form of shock due to dehydration because of excessive sweating when exposed to heat and humidity.

HEAT STROKE-- Condition of rapidly rising internal body temperature that overwhelms the body's mechanisms of release of heat and could result in death if not cared for appropriately.

HEEL CUP-- Orthotic device that is inserted into the shoe and worn under the heel to give support to the Achilles tendon and help absorb impacts at the heel.

HEMATOMA-- Tumor-like mass produced by an accumulation of coagulated blood in a cavity.

HOT PACK-- Chemical pack that rests in water, approximately 160 degrees, and retains its heat for 15-20 minutes when placed in a towel for general therapeutic application.

HUMERUS-- Bone of the upper arm that runs from the shoulder to the elbow.

HYDROTHERAPY-- Treatment using water.

HYPEREXTENSION-- Extreme extension of a limb or body part.

ILLIOTIBIAL BAND-- A thick, wide fascial layer that runs from the iliac crest to the knee joint and is occasionally inflamed as a result of excessive running.

INFLAMMATION-- The body's natural response to injury in which the injury site might display

various degrees of pain, sweating, heat, redness and/or loss of function.

INTERNAL ROTATION-- Rotation of a joint or extremity medially, to the inside.

LESION-- Wound, injury or tumor.

LIGAMENT-- Bands of fibrous tissue that connects bone to bone, or bone to cartilage and supports and strengthens joints.

LUMBAR VERTEBRAE-- Five vertebrae of the lower back that articulate with the sacrum to form the lumbosacral joint.

MAGNETIC RESONANCE IMAGING (MRI)-- Imaging procedure in which a radio frequency pulse causes certain electrical elements of the injured tissue to react to this pulse and through this process a computer display and permanent film establish a visual image. MRI does not require radiation and is very useful in the diagnosis of soft tissue, disc, and meniscus injuries.

MENISCECTOMY-- An intra-articular surgical procedure of the knee by which all or part of the damaged meniscus is removed.

METACARPALS-- Five long bones of the hand, running from the wrist to the fingers.

METATARSALS-- Five long bones of the foot, running from the ankle to the toes.

MYOSITIS-- Inflammation of a muscle.

NECROTIC-- Relating to death of a portion of tissue.

NEOPRENE-- Lightweight rubber used in joint and muscle sleeves designed to provide support and/or insulation and heat retention to the area.

ORTHOTIC-- Any device applied to or around the body in the care of physical impairment or disability, commonly used to control foot mechanics.

PARSTHESIA-- Sensation of numbness or tingling, indicating nerve irritation.

PATELLA-- The knee cap.

PATELLA TENDINITIS-- Inflammation of the patella ligament; also known as "jumpers knee."

PATELLOFEMORAL JOINT-- Articulation of the knee cap and femur. Inflammation of this joint can occur through; 1) acute injury to the patella, 2) overuse from excessive running particularly if there is an associated knee weakness, 3) chronic wear and tear of the knee, 4) as a result of poor foot mechanics. Patellofemoral irritation can lead to chondromalacia, which in its most chronic condition, could require surgery.

PERONEAL MUSCLES-- Group of muscles of the lateral lower leg that are responsible for exerting the knee. Tendons of these three muscles are vital to the stability of the ankle and foot.

PHALANX-- Any bone of the fingers or toes; plural is phalanges.

PHLEBITIS-- An inflammation of a vein.

PLICA-- Fold of tissue in the joint capsule and common result of a knee injury.

POSTERIOR CRUCIATE LIGAMENT (PCL)-- A primary stabilizing ligament of the knee that provides significant stability and prevents displacement of the tibia backward within the knee joint. A complete tear of this ligament necessitating reconstruction would require up to 12 months of rehabilitation.

QUADRICEPS MUSCLES-- Commonly referred to as "quads." A group of four muscles of the front thigh that run from the hip and form a common tendon at the patella; they are responsible for knee extension.

RADIOGRAPHY-- Taking X-rays.

RADIUS-- Forearm bone on the thumb side.

RECONSTRUCTION-- Surgical rebuilding of a joint using natural, artificial or transplanted materials.

REFERRED PAIN-- Pain felt in an undamaged area of the body away from the actual injury.

RETRACTION-- The moving of tissue to expose a part or structure of the body.

ROTATOR CUFF-- Comprised of four muscles in the shoulder area that can be irritated by over

use. The muscles are the supraspinatus (most commonly injured), infraspinatus, teres minor, and subscapularis.

ROTATOR CUFF IMPINGEMENT SYNDROME-- A microtrauma or overuse injury caused by stress, and the four stages are: 1) Tendinitis with temporary thickening of the bursa and rotator cuff; 2) Fiber dissociation in the tendon with permanent thickening of the bursa and scar formation; 3) A partial rotator cuff tear of less than one centimeter; 4) A complete tear of one centimeter or more.

SACRUM-- Group of five fused vertebrae located just below the lumbar vertebrae of the low back.

SCAPULA-- Shoulder blade.

SCIATICA-- Irritation of the sciatic nerve resulting in pain or tingling running down the inside of the leg.

SCIATIC NERVE-- Major nerve that carries impulses for muscular action and sensations between the low back and thigh and lower leg; it is the longest nerve in the body.

SHIN SPLINT-- A catch-all syndrome describing pain in the shin that is not a fracture or tumor and cannot be defined otherwise.

SORBOTHANE-- An energy absorbing polyurethane utilized in some foot orthotics to absorb shock forces of the foot.

SPASM (THEORY)-- Muscle soreness induced by exercise; is the result of reduced muscle blood flow, which results in pain.

SPLEEN-- Large, solid organ responsible for the normal production and destruction of blood cells.

SPONDYLITIS-- Inflammation of one or more vertebrae.

SPRAIN-- Injury resulting from a stretch or twist of the joint and causes various degrees of stretch or tear of a ligament or other soft tissue at the joint.

STERNUM-- The breast bone.

STEROIDS-- Any one of a large number of hormone-like substances. See anabolic steroids and cortical steroids.

STRAIN-- Injury resulting from a pull or torsion to the muscle or tendon that causes various degrees of stretch or tear to the muscle or tendon tissue.

STRESS FRACTURE-- A hair-line type break in a bone caused by overuse.

STRESS X-RAY-- A continual X-ray taken when a portion of the body is stressed to its maximum in order to determine joint stability. This is a test utilized in some ankle injuries.

STRETCHING-- Any therapeutic maneuver designed to elongate shortened soft tissue structures and thereby increase flexibility.

SUBLUXATION-- Partial dislocation of a joint. The term usually implies that the joint can return to its normal position without formal reduction.

TALUS-- The ankle bone that articulates with the tibia and fibula to form the ankle joint.

TARGET HEART RATE-- A pre-determined pulse to be obtained during exercise when circulation is working at full efficient capacities.

TARSALS-- Group of seven bones of the foot consisting of the calcaneal, talus, cuboid and three cuneiform bones.

TEMPOROMANDIBULAR JOINT (TMJ)-- The articulation of the jaw and skull; considered by some to be vital in resolution of injuries throughout the body.

TENDINITIS-- Inflammation of the tendon and/or tendon sheath, caused by chronic overuse or sudden injury.

TENDON-- Tissue that connects muscle to bone.

TENNIS ELBOW-- General term for lateral elbow pain.

THORACIC-- Group of twelve vertebrae located in the thorax and articulate with the twelve

ribs.

THORACIC OUTLET COMPRESSION SYNDROME-- A neuro-vascular disorder of the upper extremity common in throwing.

TIBIA-- Larger of the two bones of the lower leg and is the weight-bearing bond of the shin.

TOMOGRAPH-- A special type of X-ray apparatus that demonstrates an organ or tissue at a particular depth.

TRACHEA-- The windpipe.

TRASCUTANEOUS ELECTRICAL NERVE STIMULATOR (TENS)-- An electrical modality that sends mild current through pads at the injury site which stimulates the brain to release the natural analgesic, endorphin.

TRANSVERSE PROCESS-- Small lateral projection off the right side and the left side of each vertebrae that functions as an attachment site for muscles and ligaments of the spine.

TRAPEZIUS-- Flat triangular muscle covering the posterior surface of the neck and shoulder

TRICEPS-- Muscle of the back of the upper arm, primarily responsible for extending the elbow.

ULNA-- Forearm bone that runs from the tip of the elbow to the little finer side of the wrist.

ULNAR NERVE-- Nerve in the elbow commonly irritated from excessive throwing.

ULTRASOUND-- An electrical modality that transmits a sound wave through an applicator into the skin to the soft tissue in order to heat the local area for relaxing the injured tissue and/or disperse edema.

VALGUS-- Angulation outward and way from the midline of the body.

VARUS-- Angulation inward and toward the midline of the body.

VASONCONSTRICTION-- Decrease of local blood flow.

VASODILATION-- Increase of local blood flow.

"WIND-KNOCKED-OUT"-- Syndrome describing a contraction of the abdominal nerve trunk, the solar plexus, as a result of an abdominal contusion.

ZYGOMA-- The cheekbone.

Signs of the times ...and the future

THE NEW
**ACTION SPORTS
MEDIA**

(Formerly known as StadiaNet)

Sports venue marketing moves into a new arena with Action Sports Media's acquisition of StadiaNet.

Action Sports Media can now deliver:

- A national audience of loyal sports fans spanning 21 venues in five conferences
- An alliance with Sony, the longtime industry leader in live venue, high resolution video
- National network satellite transmission of highlights and programming to university affiliates from a central studio
- Network standard graphics and animation, customized for each venue
- Maximum revenue while protecting gameday cultures and traditions
- Financially risk-free partnerships while increasing revenue upside through successful sponsorships
- State-of-the-art, in-house resources including design, fabrication, production, installation and sales



University of Washington scoreboard/video project by ASM, 1998

Current Installations

- | | |
|------------------------------|-----------------------------|
| University of Alabama | Purdue University |
| University of Iowa | University of Tennessee |
| Memphis/Liberty Bowl | University of Texas |
| Mississippi State University | Texas A&M University |
| Oklahoma State University | Vanderbilt University |
| University of Mississippi | Kansas State University |
| Oregon State University | Washington State University |
| University of Washington | |

ACTION SPORTS MEDIA

THE LEADER IN FULL SERVICE, SPORTS VENUE MARKETING

503.797.9697

One Center Court, Suite 200 • Portland, Oregon 97227 • Fax: 503.736.2190

www.actionsportsmedia.com

Onyx Software:

The official Customer Relationship Management System of the Seattle Seahawks.

"Our 1999 season marks the welcome of our new coach and a revolutionary new way of managing customers, partners and ticket sales. With Onyx Software we can now effectively manage our relationships across sales, marketing and customer support resulting in dramatically improved customer acquisition and retention. With lots of competition for our customers' entertainment dollars, Onyx provides us with a true competitive advantage."

Bob Whitsitt,

President of the Seattle Seahawks



ONYX

SOFTWARE

www.onyx.com

Seahawks